

# PRODUCT INFORMATION PACKET

**marathon**<sup>®</sup>  
Motors

Model No: 444TTFS6086

Catalog No: E245

100 HP General Purpose Motor, 3 phase, 1200 RPM, 230/460 V, 444T Frame, TEFC  
General Purpose Motors

Regal and Marathon are trademarks of Regal Rexnord Corporation or one of its affiliated companies.  
©2021 Regal Rexnord Corporation, All Rights Reserved. MC017097E

The logo for Regal Rexnord, featuring a stylized 'R' icon followed by the text 'RegalRexnord'.

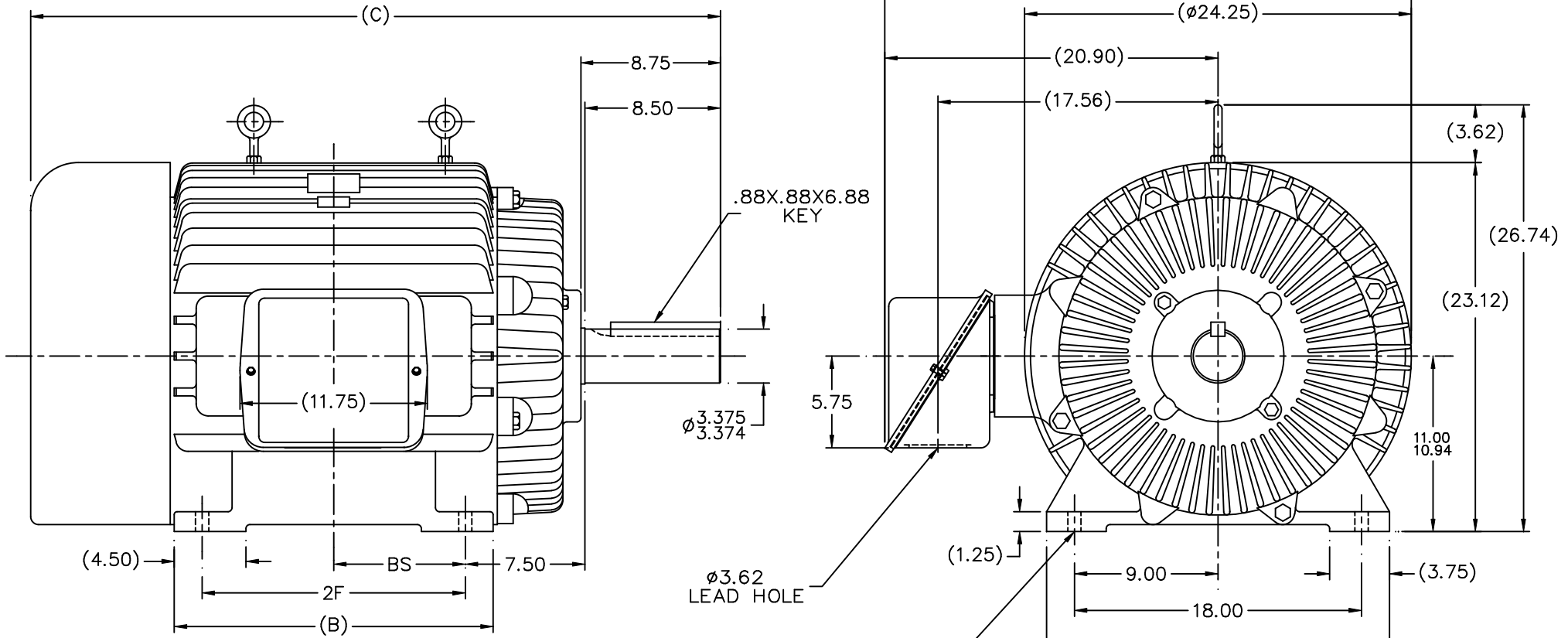
### Nameplate Specifications

Output HP	<b>100 Hp</b>	Output KW	<b>75.0 kW</b>
Frequency	<b>60 Hz</b>	Voltage	<b>230/460 V</b>
Current	<b>238.0/119.0 A</b>	Speed	<b>1190 rpm</b>
Service Factor	<b>1.15</b>	Phase	<b>3</b>
Efficiency	<b>94.5 %</b>	Power Factor	<b>83</b>
Duty	<b>Continuous</b>	Insulation Class	<b>F</b>
Design Code	<b>B</b>	KVA Code	<b>G</b>
Frame	<b>444T</b>	Enclosure	<b>Totally Enclosed Fan Cooled</b>
Thermal Protection	<b>No</b>	Ambient Temperature	<b>40 °C</b>
Drive End Bearing Size	<b>6318</b>	Opp Drive End Bearing Size	<b>6316</b>
UL	<b>Recognized</b>	CSA	<b>Y</b>
CE	<b>Y</b>	IP Code	<b>43</b>
Number of Speeds	<b>1</b>		

### Technical Specifications

Electrical Type	<b>Squirrel Cage Induction Run</b>	Starting Method	<b>Across The Line</b>
Poles	<b>6</b>	Rotation	<b>Reversible</b>
Resistance Main	<b>.072 Ohms</b>	Mounting	<b>Rigid Base</b>
Motor Orientation	<b>Horizontal</b>	Drive End Bearing	<b>Ball</b>
Opp Drive End Bearing	<b>Ball</b>	Frame Material	<b>Cast Iron</b>
Shaft Type	<b>T</b>	Overall Length	<b>41.25 in</b>
Frame Length	<b>18.50 in</b>	Shaft Diameter	<b>3.375 in</b>
Shaft Extension	<b>8.75 in</b>	Assembly/Box Mounting	<b>F1/F2 CAPABLE</b>
Connection Drawing	<b>A-EE7308K</b>	Outline Drawing	<b>B-SS504645-1850</b>

SS504645



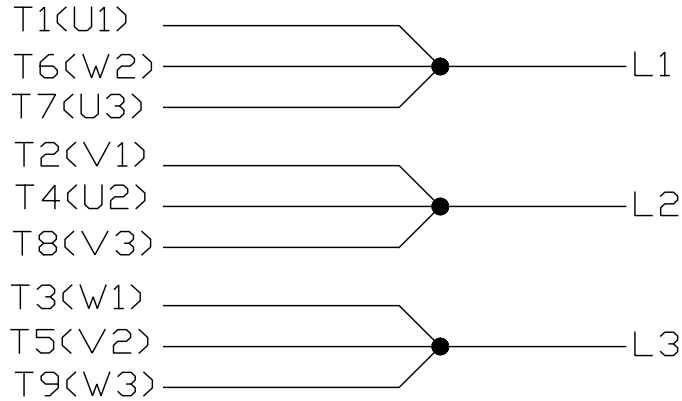
NOTES:

1. BOX CAN BE ROTATED IN 90° STEPS
2. BOX CAN BE MOUNTED ON OPPOSITE SIDE BY REMOVING BRACKETS AND TURNING FRAME 180°
3. NAMEPLATES TO BE READ FROM CONDUIT BOX SIDE OF MOTOR

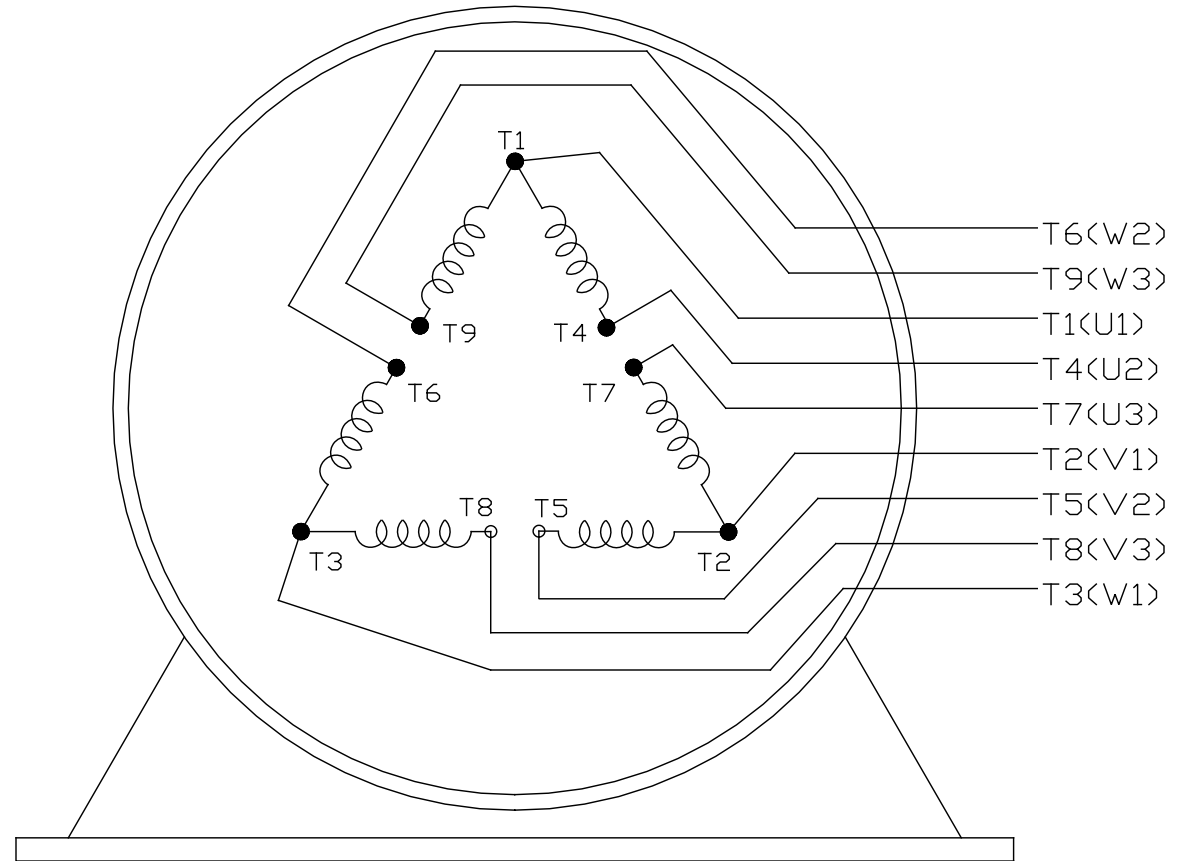
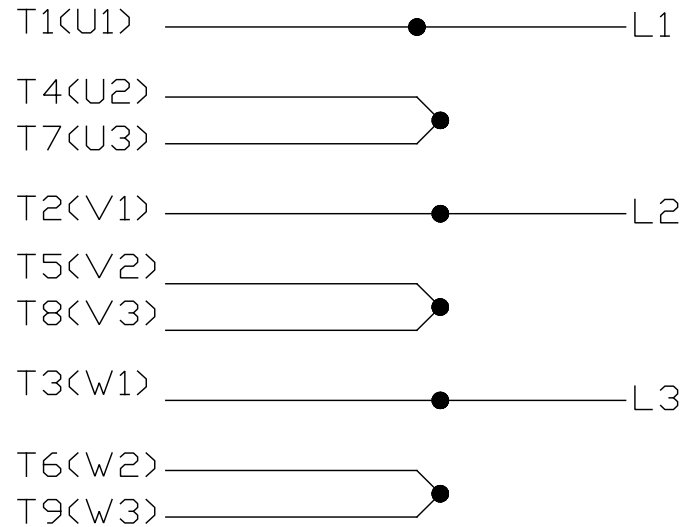
									TOLERANCES UNLESS SPECIFIED		MARATHON ELECTRIC		DRAWN TLB 01-06-1989											
									DEC.	INCHES			CHK	FG 01-06-1989										
									.X	±.1			APPD	ML 01-06-1989										
									7	UPDATED TO TWO EYEBOLTS	CN 31399	TJB 12-07-2001	DRS .XX	±.03	TITLE OUTLINE									
									6	CORRECTED OVERALL DIMENSIONS	CN 29200-95	CAV 02-01-2000	.XXX	±.005	440T FR. - TEFC - STD.									
									5	REDRAWN ON CAD		TLB 01-06-1989	.XXXX	±.0005	MATL									
									NO.	REVISION		BY & DATE	CHK	ANG	FINISH	PREV								
									THIS DRAWING IN DESIGN AND DETAIL IS OUR PROPERTY AND MUST NOT BE USED EXCEPT IN CONNECTION WITH OUR WORK ALL RIGHTS OF DESIGN AND INVENTION ARE RESERVED THIS IS AN ELECTRONICALLY GENERATED DOCUMENT - DO NOT SCALE THIS PRINT									RFP	CAD FILE ss504645	SIZE	DRAWING NO.	PAGE	OF	REV.
																	B	SS504645	7					

1850	444T	41.25	---	18.00	14.50	---	---	7.25
2050	445T	43.25	---	20.00	16.50	---	---	8.25
DASH	FRAME	C	AG	B	2F	2FF	2FFF	BS

LOW VOLTAGE



HIGH VOLTAGE



VIEW OF TERMINAL END

				TOLERANCES UNLESS SPECIFIED		 REGAL - BELOIT CORPORATION	DRAWN PGK 06-04-1997							
NO.	REVISION	BY & DATE	CHK	ANG	±		UNIT	CHK	ML 06-05-1997					
E	CORRECTED IEC MARKINGS ECD-0111208	WGJ 01-23-2017	EMH	DEC.	±.1	INCHES		APPD	GK 06-15-1997					
D	RE-DRAWN WITH REGAL LOGO ECD-0110493	WGJ 09-30-2016	EMH	.X	±.02		TITLE	CONNECTION DIAGRAM						
8	ADDED IEC DESIGNATIONS MU95020	TJW 4/30/2010	MJS	.XX	±.005		DELTA CON. - 3Ø - 9 LEADS		SCALE					
7	REVISED HIGH VOLTAGE L2 WAS L3 CN52600-354	MRB 09-21-1998		.XXX	±.0005		MAT'L.		REF					
6	REDRAWN ON CADD	PGK 06-05-1997		.XXXX	±7'30"		FINISH		FMF					
									PREV					
THIS DRAWING IN DESIGN AND DETAIL IS OUR PROPERTY AND MUST NOT BE USED EXCEPT IN CONNECTION WITH OUR WORK ALL RIGHTS OF DESIGN AND INVENTION ARE RESERVED THIS IS AN ELECTRONICALLY GENERATED DOCUMENT - DO NOT SCALE THIS PRINT							RFP	CAD FILE EE7308K		SIZE	DRAWING NO.	PAGE	OF	REV.
							DIST			A	EE7308K			E