

# PRODUCT INFORMATION PACKET

Model No: 444THFN19044

Catalog No: W606-P

125 HP, Severe Duty Motors, 3 phase, 1800 RPM, 460 V, 444T Frame, TEFC  
Severe Duty Motors



Regal and Marathon are trademarks of Regal Rexnord Corporation or one of its affiliated companies.  
©2021 Regal Rexnord Corporation, All Rights Reserved. MC017097E



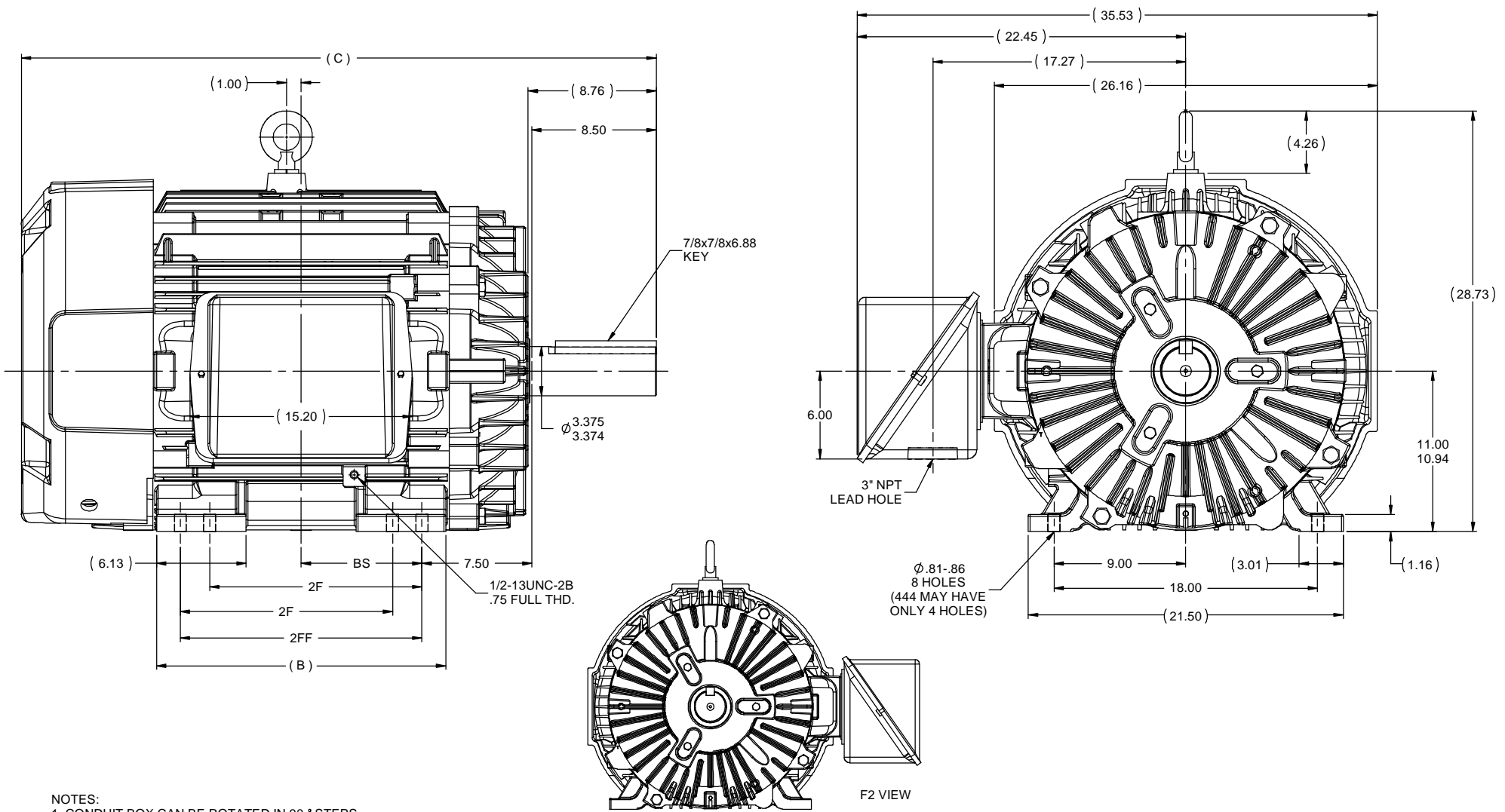
### Nameplate Specifications

Output HP	125 Hp	Output KW	93.0 kW
Frequency	60 Hz	Voltage	460 V
Current	145.0 A	Speed	1785 rpm
Service Factor	1.15	Phase	3
Efficiency	95.4 %	Power Factor	85
Duty	Continuous	Insulation Class	F
Design Code	B	KVA Code	G
Frame	444T	Enclosure	Totally Enclosed Fan Cooled
Thermal Protection	No	Ambient Temperature	40 °C
Drive End Bearing Size	6318	Opp Drive End Bearing Size	6316
UL	Recognized	CSA	Y
CE	Y	IP Code	56
Number of Speeds	1		

### Technical Specifications

Electrical Type	Squirrel Cage Inverter Rated	Starting Method	Line Or Inverter
Poles	4	Rotation	Reversible
Resistance Main	.04 Ohms	Mounting	Rigid Base
Motor Orientation	Horizontal	Drive End Bearing	Ball
Opp Drive End Bearing	Ball	Frame Material	Cast Iron
Shaft Type	T	Overall Length	43.35 in
Frame Length	20.25 in	Shaft Diameter	3.375 in
Shaft Extension	8.76 in	Assembly/Box Mounting	F1/F2 CAPABLE
Connection Drawing	A-EE7300U	Outline Drawing	B-SS517026-2025

This is an uncontrolled document once printed or downloaded and is subject to change without notice. Date Created:11/30/2021



- NOTES:  
 1. CONDUIT BOX CAN BE ROTATED IN 90 ° STEPS.  
 2. CONDUIT BOX CAN BE MOUNTED ON OPPOSITE SIDE BY REMOVING BRACKETS AND TURNING FRAME 180 °  
 3. NAMPLATES TO BE READ FROM CONDUIT BOX SIDE OF MOTOR.

8	UPDATED MOUNTING HOLE NOTE	HV 08-07-2012	EH	TOLERANCES UNLESS SPECIFIED		DRAWN DRS 2/24/1999
8	UPDATED FRAME TO CURRENT STD'S. ISAAC 09-5049	JJB 01-17-2012	DEC	INCHES		CHK ML 2/25/1999
7	ADDED F2 VIEW	MSG 04-21-2010	MSG	x ±.1	APPR JL 2/25/1999	SCALE 5:32
6	REVISED FRAME AND DASH TABLE ISAAC09-5049	TJW 04-01-2010	EH	xx ±.02	TITLE OUTLINE	REF
5	UPDATED DRAWING	RJW 04-18-2007	ML	xxx ±.005	444/445T FR. - TEFC - STD	FMF
4	CHG TO SHORT FAN GUARD DESIGN PER CN39335	RWR 02-17-2007	ML	xxxx ±.0005	MATL	PAGE OF
NO	REVISION	BY & DATE	CHK	LANG ±7'30"	FINISH	REV
THIRD ANGLE PROJECTION		RFP		PREV	SIZE	DRAWING NO
		NETWORK FILE NAME		SS517026	B	SS517026

DASH	FRAME	B	C	BS	2F	2FF
1825	444T	17.75	41.35	7.25	14.50	---
2025	444/445T	19.75	43.35	8.25	14.50	16.50

**IF MOTOR HAS 9 LEADS**

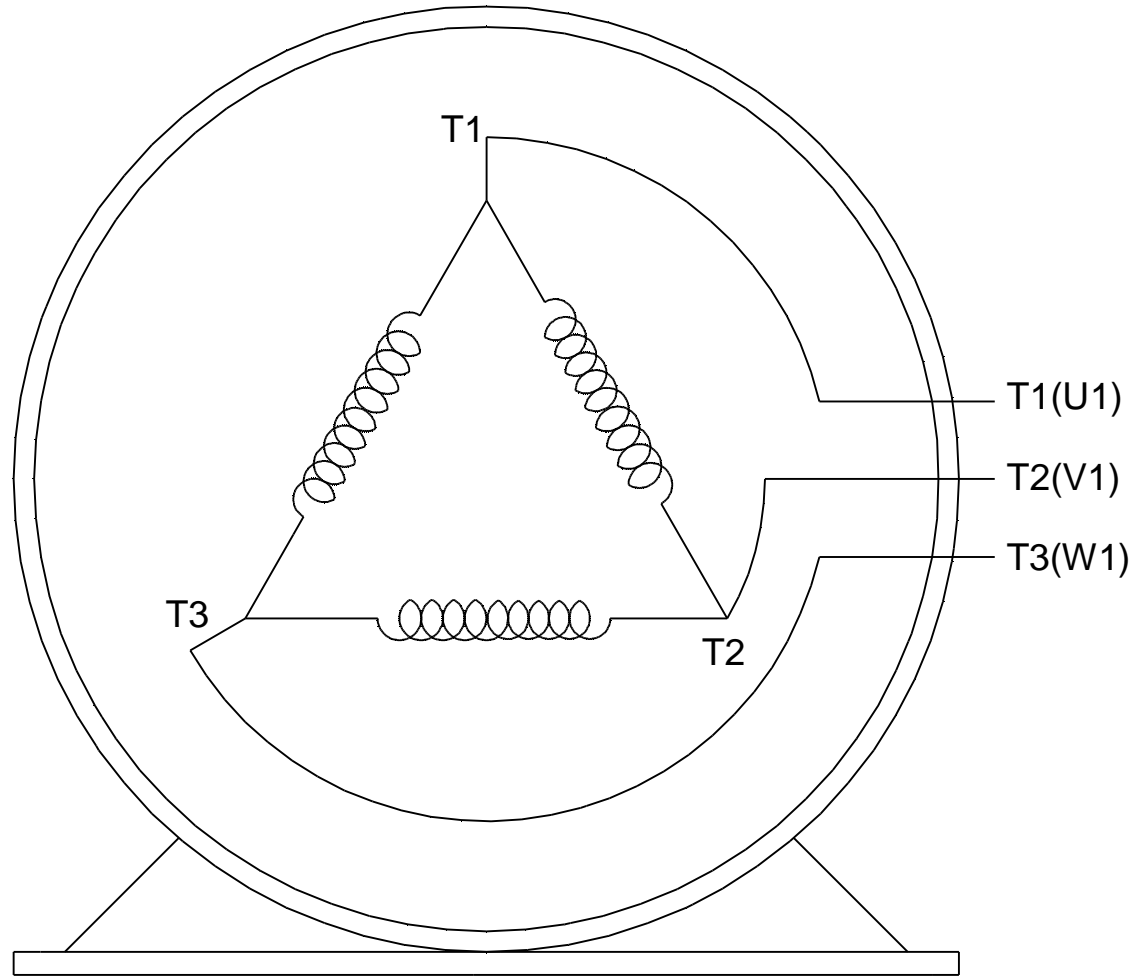


**IF MOTOR HAS 6 LEADS**



A-9806 DECAL IF CALLED FOR

**IF MOTOR HAS 12 LEADS**



**VIEW OF TERMINAL END**

DRAWING REVISION <b>L</b>	REVISION BY <b>AJW</b>	DATE <b>05-04-2015</b>	TOLERANCES UNLESS OTHERWISE SPECIFIED:	DRAWN BY <b>DRS</b>	<b>Regal Beloit America, Inc.</b>																					
ECO <b>ECO-0077067</b>	APPROVED BY <b>EWH</b>	DATE <b>05-05-2015</b>	<table style="font-size: small; border-collapse: collapse;"> <tr> <td><u>DEC.</u></td> <td><u>INCH</u></td> <td><u>mm</u></td> <td><u>ANGLE</u></td> </tr> <tr> <td>.X</td> <td>±0.1</td> <td>[±2.5]</td> <td>±7' 30"</td> </tr> <tr> <td>.XX</td> <td>±0.02</td> <td>[±0.51]</td> <td></td> </tr> <tr> <td>.XXX</td> <td>±0.005</td> <td>[±0.127]</td> <td></td> </tr> <tr> <td>.XXXX</td> <td>±0.0005</td> <td>[±0.0127]</td> <td></td> </tr> </table>	<u>DEC.</u>			<u>INCH</u>	<u>mm</u>	<u>ANGLE</u>	.X	±0.1	[±2.5]	±7' 30"	.XX	±0.02	[±0.51]		.XXX	±0.005	[±0.127]		.XXXX	±0.0005	[±0.0127]		DATE <b>09-27-1996</b>
<u>DEC.</u>	<u>INCH</u>	<u>mm</u>	<u>ANGLE</u>																							
.X	±0.1	[±2.5]	±7' 30"																							
.XX	±0.02	[±0.51]																								
.XXX	±0.005	[±0.127]																								
.XXXX	±0.0005	[±0.0127]																								
ECO DESCRIPTION <b>UPDATED TO SOLIDWORKS</b> <small>COPYRIGHT REGAL BELOIT AMERICA, INC. ALL RIGHTS RESERVED. PROPRIETARY AND CONFIDENTIAL INFORMATION - THIS DOCUMENT IS THE PROPERTY OF REGAL BELOIT AMERICA, INC. ("OWNER") AND CONTAINS OWNER'S PROPRIETARY INFORMATION. ANY PERSON, CORPORATION OR OTHER FIRM RECEIVING IT IS DEEMED, BY RECEIVING IT, TO AGREE THAT IT, AND/OR ANY PART OF IT, SHALL NOT BE DISCLOSED TO ANY PERSON, CORPORATION OR OTHER ENTITY, DUPLICATED, AND/OR USED, EXCEPT AS EXPRESSLY APPROVED IN WRITING IN ADVANCE BY OWNER. THIS DOCUMENT SHALL BE RETURNED TO OWNER UPON REQUEST. IT MAY BE SUBJECT TO CERTAIN RESTRICTIONS UNDER APPLICABLE EXPORT CONTROL LAWS AND REGULATIONS.</small>			APPROVED BY <b>GK</b>	<b>MATERIAL</b> _____ <b>PROCESS/FINISH</b> _____																						
			DATE <b>09-30-1996</b>			REFERENCE	SIZE <b>A</b>	DRAWING NUMBER <b>EE7300U</b>	SHEET <b>1 OF 1</b>																	
			REMOVE BURRS & BREAK SHARP EDGES: .003/.015 [.076/.381] X 45° CORNER FILLETS: R.02 [.51] MACHINED SURFACES: 200 $\sqrt{\text{INCH}}$ 5.1 $\sqrt{\text{mm}}$ mm SHOWN IN [BRACKETS]	THIRD ANGLE PROJECTION																						

**CERTIFICATION DATA SHEET**

**Model#:** 444THFN19044 AA      **WINDING#:** T4444119 NONE 1  
**CONN. DIAGRAM:** A-EE7300U      **ASSEMBLY:** F1/F2 CAPABLE  
**OUTLINE:** B-SS517026-2025

**TYPICAL MOTOR PERFORMANCE DATA**

HP	KW	SYNC. RPM	F.L. RPM	FRAME	ENCLOSURE	KVA CODE	DESIGN
125	93	1800	1785	444T	TEFC	G	B

PH	Hz	VOLTS	FL AMPS	START TYPE	DUTY	INSL	S.F	AMB°C	ELEVATION
3	60	460	145	LINE OR INVERTER	CONTINUOUS	F1	1.15	40	3300

FULL LOAD EFF: 95.4	3/4 LOAD EFF: 95.4	1/2 LOAD EFF: 95	GTD. EFF	ELEC. TYPE	NO LOAD AMPS
FULL LOAD PF: 85	3/4 LOAD PF: 81.5	1/2 LOAD PF: 73	95	SQ CAGE INV RATED	52

F.L. TORQUE	LOCKED ROTOR AMPS	L.R. TORQUE	B.D. TORQUE	F.L. RISE°C
368 LB-FT	907	525 LB-FT 142	1050 LB-FT 285	70

SOUND PRESSURE @ 3 FT.	SOUND POWER	ROTOR WK^2	MAX. WK^2	SAFE STALL TIME	STARTS /HOUR	APPROX. MOTOR WGT
75 dBA	85 dBA	41.5 LB-FT^2	- LB-FT^2	25 SEC.	-	1800 LBS.

\*\*\* SUPPLEMENTAL INFORMATION \*\*\*

DE BRACKET TYPE	ODE BRACKET TYPE	MOUNT TYPE	ORIENTATION	SEVERE DUTY	HAZARDOUS LOCATION	DRIP COVER	SCREENS	PAINT
STANDARD	STANDARD	RIGID	HORIZONTAL	PREMIUM SEVERE DUTY	NONE	FALSE	NONE	BLUE (EPOXY)

BEARINGS		GREASE	SHAFT TYPE	SPECIAL DE	SPECIAL ODE	SHAFT MATERIAL	FRAME MATERIAL
DE	OPE						
BALL	BALL	POLYREX EM	T	NONE	NONE	1045 HOT ROLLED (C-204)	CAST IRON
6318	6316						

THERMO-PROTECTORS				THERMISTORS	CONTROL	SPACE /n HEATERS
THERMOSTATS	PROTECTORS	WDG RTDs	BRG RTDs			
NONE	NOT	NONE	NONE	NONE	FALSE	NONE VOLTS

If Inverter equals NONE, contact factory for further information

\*  
N  
O  
T  
E  
S  
\*

INVERTER TORQUE: VARIABLE 10:1
INV. HP SPEED RANGE: NONE
ENCODER: NONE
NONE NONE
NONE NONE PPR
BRAKE: NONE NONE
NONE P/N NONE
NONE NONE
NONE FT-LB NONE V NONE Hz

DATE: 06/21/2017 03:28:45 AM  
 FORM 3531 REV.3 02/07/99  
 \*\* Subject to change without notice.

Data Sheet

Date: 29-06-2017  
 Customer: \_\_\_\_\_  
 Attention: \_\_\_\_\_  
 Submitted by: FAREEDA DUDEKULA



444THFN19044

Submittal

Data @ 460 V

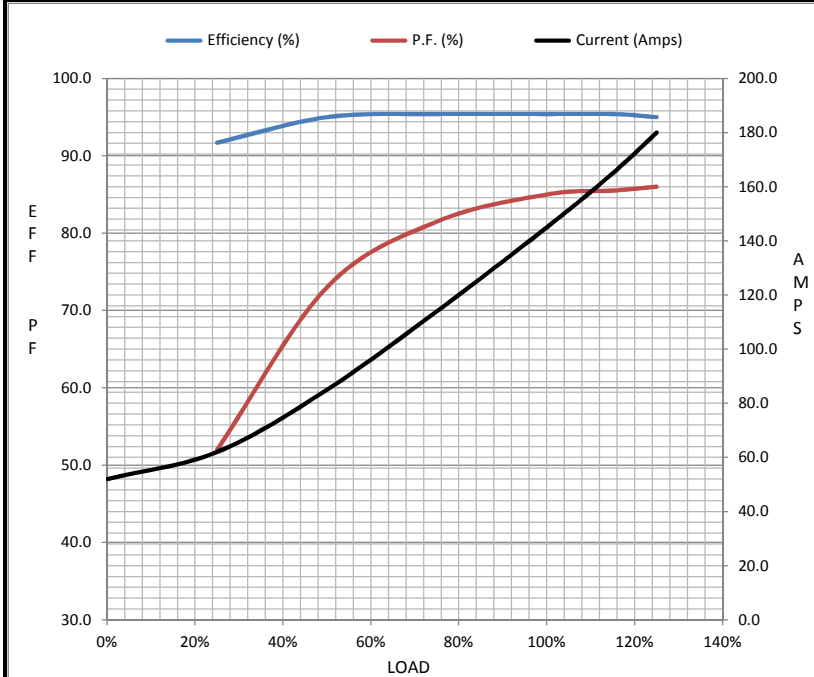
Motor Load Data

Load	0%	25%	50%	75%	100%	115%	125%	LR
Current (Amps)	52.0	62.0	85.0	114	145	165	180	907
Torque (ft-lb)	0.00	91.5	183	275	368	425	462	525
RPM	1800	1795	1792	1790	1785	1,782	1780	0
Efficiency (%)		91.7	95.0	95.4	95.4	95.4	95.0	
P.F. (%)	4.5	52.0	73.0	81.5	85.0	85.5	86.0	26.0

Motor Speed Data

	LR	Pull-Up	BD	Rated	Idle
Speed (RPM)	0	900	1725	1785	1800
Current (Amps)	907	800	600	145	52.0
Torque (ft-lb)	525	425	1,050	368	0.00

Information Block				
HP	125.0			
Sync. RPM	1800			
Frame	444			
Enclosure	TEFC			
Construction	TFN			
Voltage	460 V			
Frequency	60 Hz			
Design	A			
LR Code letter	G			
Service Factor	1.15			
Temp Rise @ FL	70 ° C			
Duty	CONT			
Ambient	40 ° C			
Elevation	1,000 feet			
Rotor/Shaft wk <sup>2</sup>	41.5 Lb-Ft <sup>2</sup>			
Ref Wdg	T4444119 NONE			
Sound Pressure @ 1M	75 dBA			
VFD Rating	VARIABLE 10:1			
Outline Dwg	B-SS517026-2025			
Conn. Diag	A-EE7300U			
Additional Specifications:				
0				
365THFS8036				
EQUIV CKT (OHMS / PHASE)				
R1	R2	X1	X2	Xm
0.0300	0.0150	0.2170	0.1850	5.0440



Speed - Torque Curve

