

PRODUCT INFORMATION PACKET

marathon®
Motors

Model No: 405TTFS14328

Catalog No: Y1630

Fire Pump Motor, 100 & 75 HP, 3 Ph, 60 & 50 Hz, 230/460 & 190/380 V, 1800 & 1500 RPM, 405T Frame,
TEFC



Regal and Marathon are trademarks of Regal Rexnord Corporation or one of its affiliated companies.

©2023 Regal Rexnord Corporation, All Rights Reserved. MC017097E

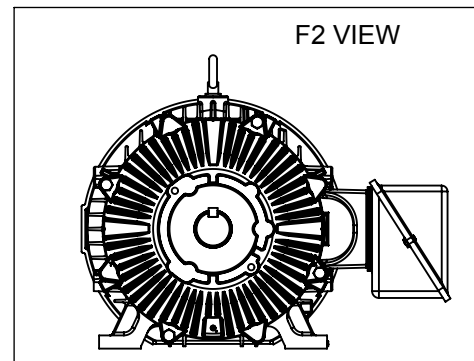
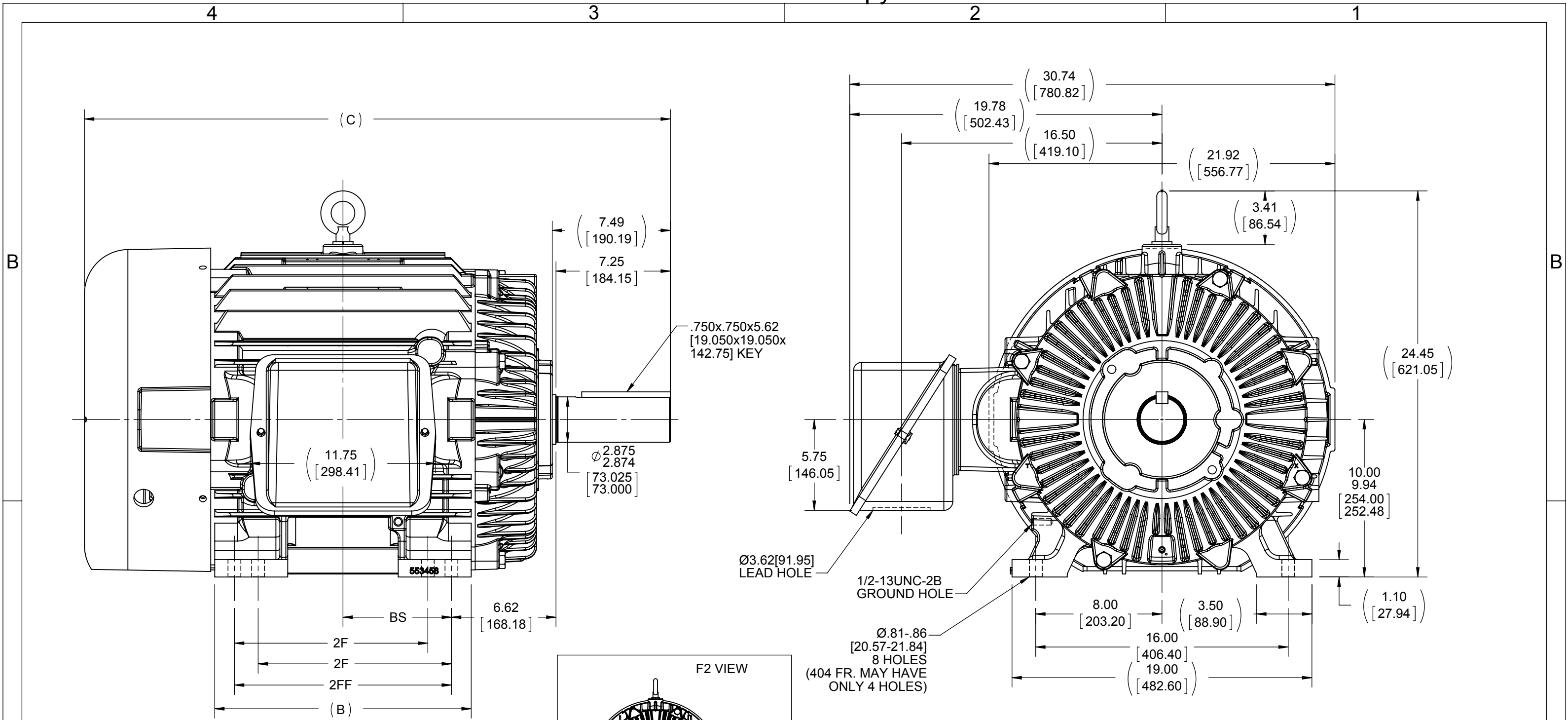
RegalRexnord

Nameplate Specifications

Phase	3	Output HP	100 & 75 Hp
Output KW	75.0 & 56.0 kW	Voltage	230/460 & 190/380 V
Speed	1780 & 1480 rpm	Service Factor	1.15 & 1.15
Frame	405T	Enclosure	Totally Enclosed Fan Cooled
Thermal Protection	No Protection	Efficiency	94.5 & 94.5 %
Ambient Temperature	40 °C	Frequency	60 & 50 Hz
Current	224/112 & 204/102 A	Power Factor	88
Duty	Continuous	Insulation Class	F
Design Code	B	KVA Code	G
Drive End Bearing Size	6316	Opp Drive End Bearing Size	6313
UL	No	CSA	Y
CE	Y	IP Code	43
Number of Speeds	1		

Technical Specifications

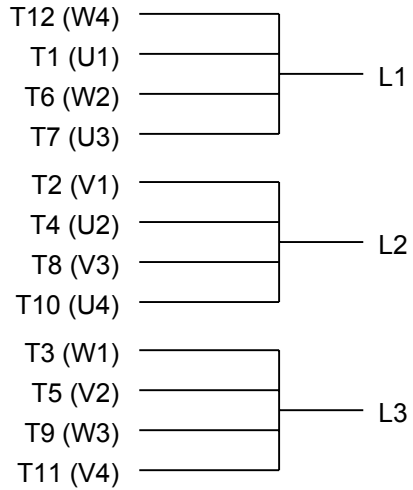
Electrical Type	Squirrel Cage Induction Run	Starting Method	Part Wdg Start Low Volt Only & Wye Start Delta Run
Poles	4	Rotation	Reversible
Resistance Main	.058 Ohms	Mounting	Rigid Base
Motor Orientation	Horizontal	Drive End Bearing	Ball
Opp Drive End Bearing	Ball	Frame Material	Cast Iron
Shaft Type	T	Overall Length	37.13 in
Frame Length	16.75 in	Shaft Diameter	2.875 in
Shaft Extension	7.49 in	Assembly/Box Mounting	F1/F2 CAPABLE
Outline Drawing	B-SS504700-1675	Connection Drawing	A-EE7308AA



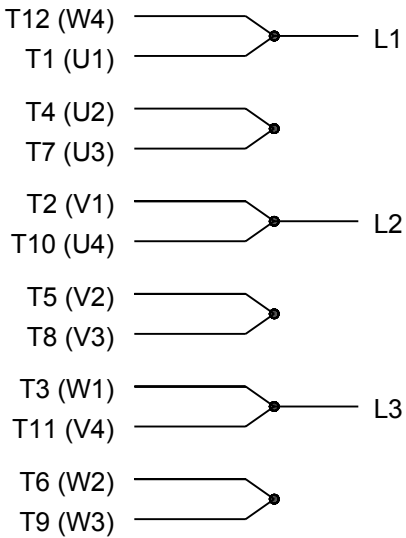
- NOTES:
1. CONDUIT BOX CAN BE ROTATED IN 90° STEPS
 2. CONDUIT BOX CAN BE MOUNTED ON OPPOSITE SIDE BY REMOVING BRACKETS AND TURNING FRAME 180°
 3. NAMEPLATE TO BE READ FROM CONDUIT BOX SIDE OF MOTOR

DASH	FRAME	B	C	2F	2FF	BS
1525	404T	14.75 [374.65]	35.63 [905.00]	12.25 [311.15]	-----	6.12 [155.45]
1675	404/405T	16.25 [412.75]	37.13 [943.10]	12.25 [311.15]	13.75 [349.25]	6.88 [174.75]

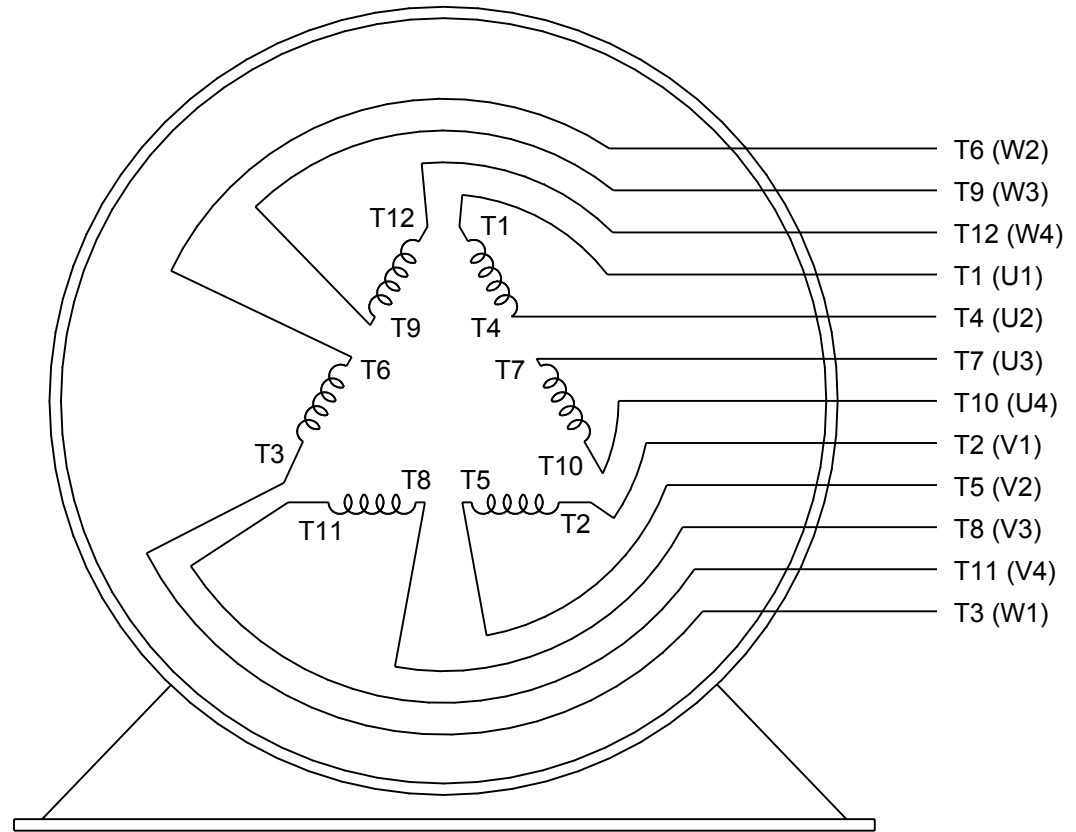
DRAWING REVISION L	REVISION BY AJW	DATE 09-24-2014	TOLERANCES UNLESS OTHERWISE SPECIFIED: DEC. INCH mm ANGLE .X ±0.1 [±2.5] .XX ±0.01 [±0.25] .XXX ±0.005 [±0.127] .XXXX ±0.0005 [±0.0127]	DRAWN BY TBL	Regal Beloit America, Inc.
ECO ECO-0060965	APPROVED BY DJK	DATE 09-25-2014	REMOVE BURRS & BREAK SHARP EDGES: .003/.015 [0.076/.381] CORNER FILLETS: .02 [0.51] MACHINED SURFACES: 125 INCH 3.2 mm SHOWN IN [BRACKETS]	DATE 05-18-1988	
ECO DESCRIPTION UPDATED TO CURRENT STANDARDS COPYRIGHT REGAL BELOIT AMERICA, INC. ALL RIGHTS RESERVED PROPRIETARY AND CONFIDENTIAL INFORMATION - THIS DOCUMENT IS THE PROPERTY OF REGAL BELOIT AMERICA, INC. ("OWNER") AND CONTAINS OWNER'S PROPRIETARY INFORMATION. ANY PERSON, CORPORATION OR OTHER FIRM RECEIVING IT IS DEEMED, BY RECEIVING IT, TO AGREE THAT IT, AND/OR ANY PART OF IT, SHALL NOT BE DISCLOSED TO ANY PERSON, CORPORATION OR OTHER ENTITY, DUPLICATED, AND/OR USED, EXCEPT AS EXPRESSLY APPROVED IN WRITING IN ADVANCE BY OWNER. THIS DOCUMENT SHALL BE RETURNED TO OWNER UPON REQUEST. IT MAY BE SUBJECT TO CERTAIN RESTRICTIONS UNDER APPLICABLE EXPORT CONTROL LAWS AND REGULATIONS.				APPROVED BY ML	DESCRIPTION OUTLINE 400T FR.-TEFC-STD
				DATE 05-22-1988	MATERIAL
				REFERENCE	PROCESS/FINISH
				THIRD ANGLE PROJECTION	SIZE B
					DRAWING NUMBER SS504700
					SHEET 1 OF 1



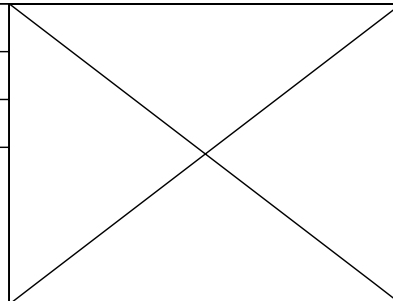
LOW VOLTAGE



HIGH VOLTAGE



DRAWING REVISION K	REVISION BY AJW	DATE 07-17-2015
ECO ECO-0081632	APPROVED BY T. VUE	DATE 07-17-2015
ECO DESCRIPTION REV'D IEC MARKINGS PER IEC 60034-8		
COPYRIGHT REGAL BELOIT AMERICA, INC. ALL RIGHTS RESERVED. PROPRIETARY AND CONFIDENTIAL INFORMATION - THIS DOCUMENT IS THE PROPERTY OF REGAL BELOIT AMERICA, INC. ("OWNER") AND CONTAINS OWNER'S PROPRIETARY INFORMATION. ANY PERSON, CORPORATION OR OTHER FIRM RECEIVING IT IS DEEMED, BY RECEIVING IT, TO AGREE THAT IT, AND/OR ANY PART OF IT, SHALL NOT BE DISCLOSED TO ANY PERSON, CORPORATION OR OTHER ENTITY, DUPLICATED, AND/OR USED, EXCEPT AS EXPRESSLY APPROVED IN WRITING IN ADVANCE BY OWNER. THIS DOCUMENT SHALL BE RETURNED TO OWNER UPON REQUEST. IT MAY BE SUBJECT TO CERTAIN RESTRICTIONS UNDER APPLICABLE EXPORT CONTROL LAWS AND REGULATIONS.		



DRAWN BY LZ	Regal Beloit America, Inc.	
DATE 01-12-1994		
APPROVED BY GK	DESCRIPTION CONN DIAGRAM-EXTERNAL 3Ø-2/1 DELTA-12 LEADS	
DATE 01-14-1994		
REFERENCE	MATERIAL	PROCESS/FINISH
THIRD ANGLE PROJECTION	SIZE A	DRAWING NUMBER EE7308AA
		SHEET 1 OF 1

Data Sheet

Date: 19-06-2017
 Customer: _____
 Attention: _____
 Submitted by: FAREEDA DUDEKULA



405TFS14328

Submittal

Data @ 460 V

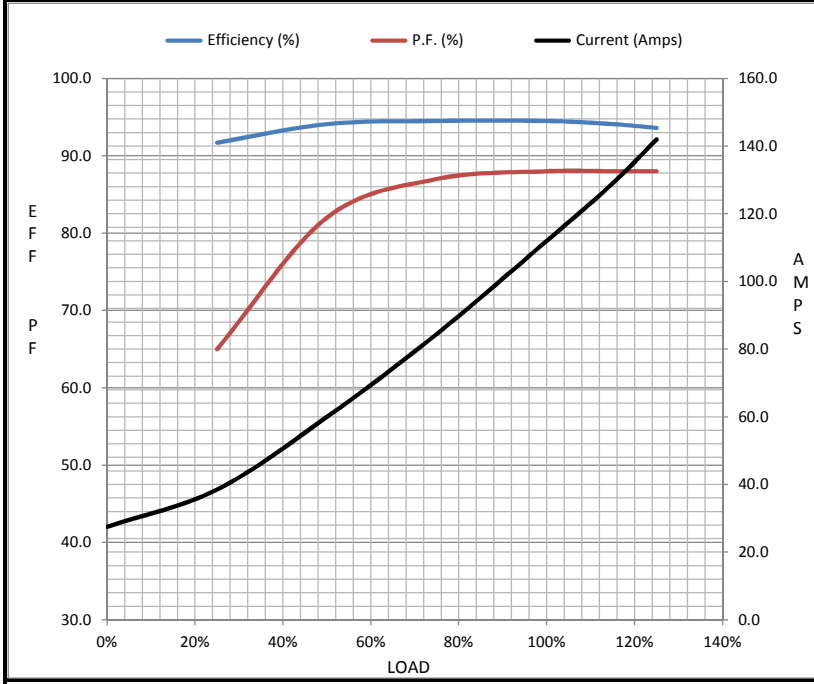
Motor Load Data

Load	0%	25%	50%	75%	100%	115%	125%	LR
Current (Amps)	27.5	38.5	60.0	84.5	112	129	142	705
Torque (ft-lb)	0.00	73.5	147	221	295	340	370	450
RPM	1800	1795	1790	1785	1780	1,775	1772	0
Efficiency (%)		91.7	94.1	94.5	94.5	94.1	93.6	
P.F. (%)	6.0	65.0	82.0	87.0	88.0	88.0	88.0	28.0

Motor Speed Data

	LR	Pull-Up	BD	Rated	Idle
Speed (RPM)	0	900	1700	1780	1800
Current (Amps)	705	625	400	112	27.5
Torque (ft-lb)	450	400	700	295	0.00

Information Block				
HP	100.0			
Sync. RPM	1800			
Frame	405			
Enclosure	TEFC			
Construction	TFS			
Voltage	230/460#190/38(V)			
Frequency	60 Hz			
Design	A			
LR Code letter	G			
Service Factor	1.15			
Temp Rise @ FL	80 ° C			
Duty	CONT			
Ambient	40 ° C			
Elevation	1,000 feet			
Rotor/Shaft wk ²	27.0 Lb-Ft ²			
Ref Wdg	T4054168 NONE			
Sound Pressure @ 1M	75 dBA			
VFD Rating	NONE			
Outline Dwg	B-SS504700-1675			
Conn. Diag	A-EE7308AA			
Additional Specifications:				
0				
365THFS8036				
EQUIV CKT (OHMS / PHASE)				
R1	R2	X1	X2	Xm
0.0430	0.0270	0.2980	0.2730	9.5000



Speed - Torque Curve

