

PRODUCT INFORMATION PACKET

Model No: 404TSTDC6001

Catalog No: GT0048

Globetrotter® General Purpose Motor, 125 & 100 HP, 3 Ph, 60 & 50 Hz, 460 & 380 V, 3600 & 3000 RPM,
404TS Frame, DP



Regal and Marathon are trademarks of Regal Rexnord Corporation or one of its affiliated companies.

©2023 Regal Rexnord Corporation, All Rights Reserved. MC017097E

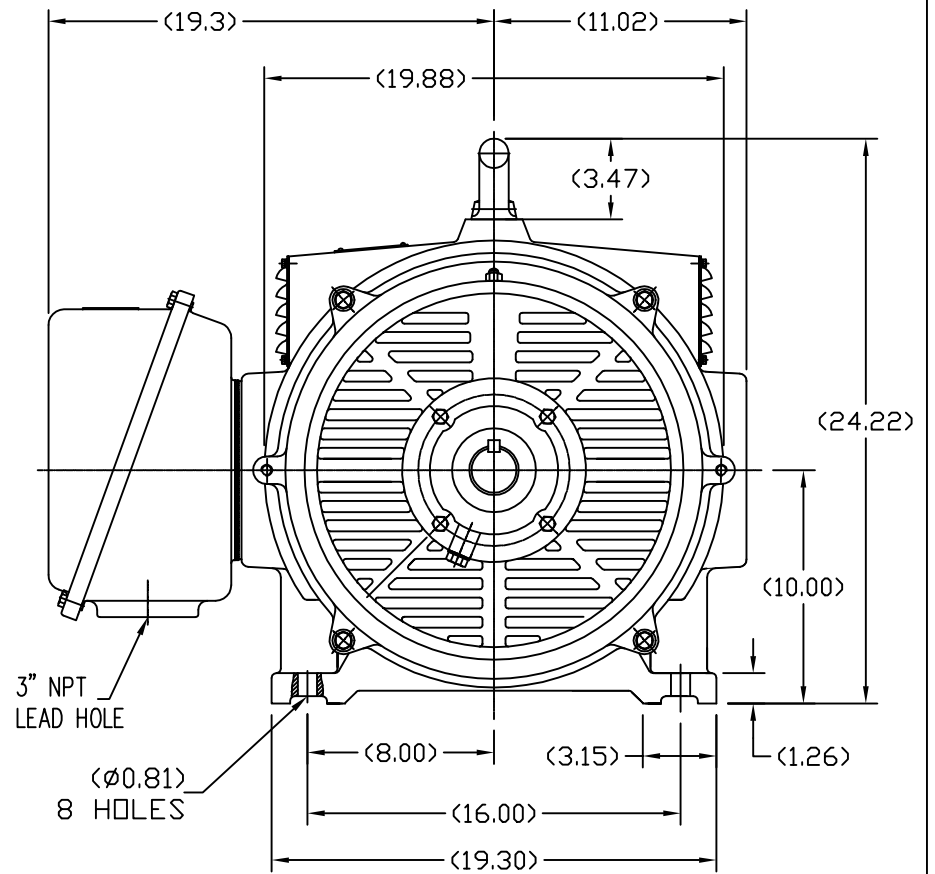
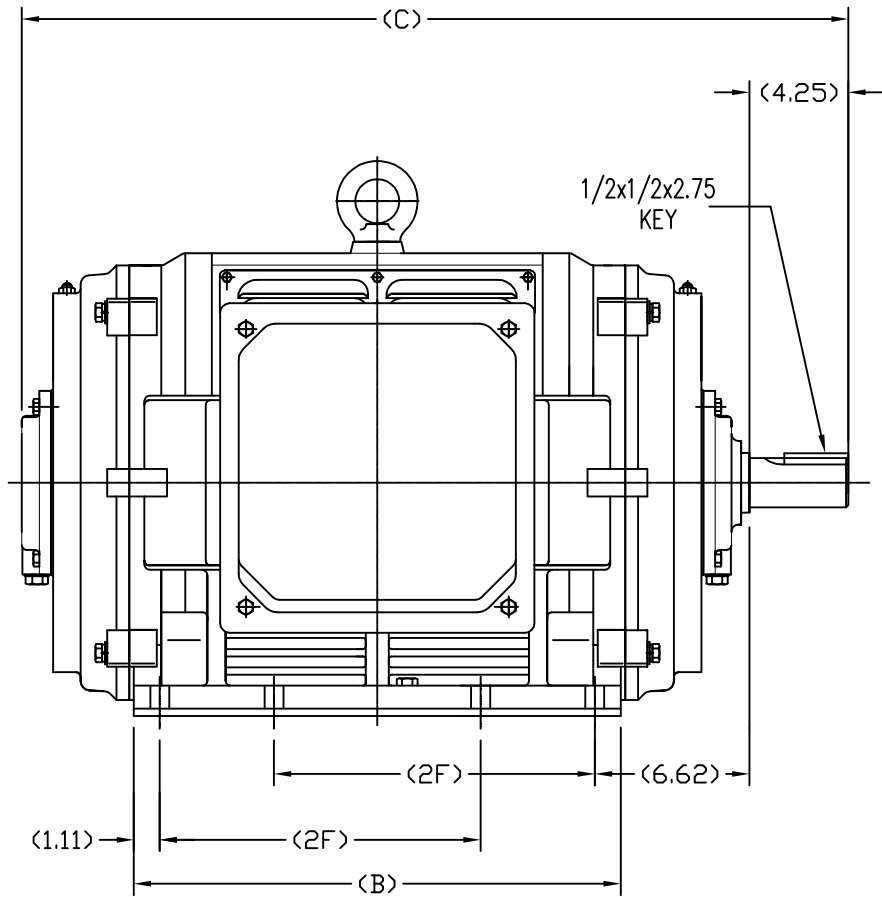
Nameplate Specifications

Phase	3	Output HP	125 & 100 Hp
Output KW	93.0 & 75.0 kW	Voltage	460 & 380 V
Speed	3570 & 2975 rpm	Service Factor	1.15 & 1.15
Frame	404TS	Enclosure	Drip Proof
Thermal Protection	No Protection	Efficiency	94.1 & 93.6 %
Ambient Temperature	40 °C	Frequency	60 & 50 Hz
Current	138 & 132 A	Power Factor	90
Duty	Continuous	Insulation Class	F
Design Code	B	KVA Code	G
Drive End Bearing Size	6313	Opp Drive End Bearing Size	6313
UL	Recognized	CSA	Y
CE	Y	IP Code	22
Number of Speeds	1		

Technical Specifications

Electrical Type	Squirrel Cage Inverter Rated	Starting Method	Part Wdg Start & Wye Start Delta Run Or Inverter
Poles	2	Rotation	Reversible
Resistance Main	.045 Ohms	Mounting	Rigid Base
Motor Orientation	Horizontal	Drive End Bearing	Ball
Opp Drive End Bearing	Ball	Frame Material	Cast Iron
Shaft Type	TS	Overall Length	35.44 in
Shaft Diameter	2.125 in	Shaft Extension	4.25 in
Assembly/Box Mounting	F1/F2 CAPABLE		
Connection Drawing	A-EE7341C	Outline Drawing	SS620254-404TS

SS620254



404TS	33.86	19.29	12.25
405TS	35.44	20.87	13.75
Frame	C	B	2F

		TOLERANCES UNLESS SPECIFIED		REGAL-BELOIT CORPORATION		DRAWN CL 03-04-2010	
		DEC.	INCHES			CHK ZYH 03-04-2010	
		X	±.1	TITLE		APPD HZJ 03-04-2010	
		.XX	±.03	404/405TS FR-DDP-CAST IRON		SCALE 1=75	
		.XXX	±.005	MAT'L		REF	
		.XXXX	±.0005	FINISH		FMF HWADA	
NO. REVISION		BY & DATE		CHK	ANG	±1/2"	PREV
THIS DRAWING IN DESIGN AND DETAIL IS OUR PROPERTY AND MUST NOT BE USED EXCEPT IN CONNECTION WITH OUR WORK ALL RIGHTS OF DESIGN AND INVENTION ARE RESERVED THIS IS AN ELECTRONICALLY GENERATED DOCUMENT - DO NOT SCALE THIS PRINT				RFP	CAD FILE SS620254		SIZE B
				DIST	DRAWING NO. SS620254		REV.

EE7341C

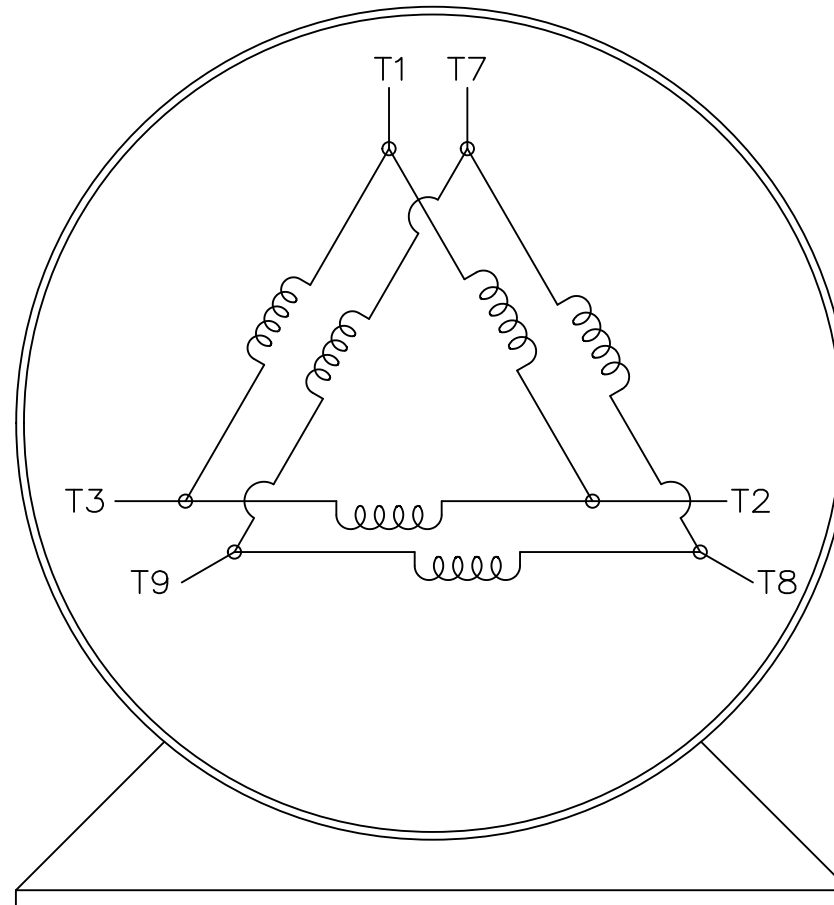
THREE PHASE – PART WINDING START
DELTA – 6 LEADS

START

CONNECT T1 TO LINE 1
CONNECT T2 TO LINE 2
CONNECT T3 TO LINE 3
T7-T8-T9 OPEN

RUN

CONNECT T1&T7 TO LINE 1
CONNECT T2&T8 TO LINE 2
CONNECT T3&T9 TO LINE 3



VIEW OF TERMINAL END

IF MOTOR HAS 2 T'S

START

CONNECT T1,T1 TO LINE 1
CONNECT T2,T2 TO LINE 2
CONNECT T3,T3 TO LINE 3
T7,T7-T8,T8-T9,T9 OPEN

RUN

CONNECT T1,T1&T7,T7 TO LINE 1
CONNECT T2,T2&T8,T8 TO LINE 2
CONNECT T3,T3&T9,T9 TO LINE 3

		TOLERANCES UNLESS SPECIFIED		REGAL REGAL-BELOIT CORPORATION		DRAWN	BLR	03-09-1998
		DEC.	INCHES			CHK	ML	03-23-1998
		.X	± -			APPD	GK	03-23-1998
		.XX	± -	TITLE		SCALE 1=1		
E	NOTE ADDED FOR 2 T'S	NAR 17-12-2020	RC	.XXX	± -	CONNECTION DIAGRAM		REF
D	RE-DRAWN WITH REGAL LOGO ECO-0110493	WGJ 09-30-2016	EMH	.XXXX	± -	3ø - 6 LEADS		FMF
NO.	REVISION	BY & DATE	CHK	ANG	± -	FINISH		PREV
THIS DRAWING IN DESIGN AND DETAIL IS OUR PROPERTY AND MUST NOT BE USED EXCEPT IN CONNECTION WITH OUR WORK ALL RIGHTS OF DESIGN AND INVENTION ARE RESERVED THIS IS AN ELECTRONICALLY GENERATED DOCUMENT - DO NOT SCALE THIS PRINT				RFP	CAD FILE EE7341C		SIZE	DRAWING NO. PAGE OF REV.
				DIST			A	EE7341C E

CERTIFICATION DATA SHEET

Model#: 404TSTDC6001 AD **WINDING#:** CHT40420001 NONE 2
CONN. DIAGRAM: A-EE7341C **ASSEMBLY:** F1/F2 CAPABLE
OUTLINE: B-SS620254

TYPICAL MOTOR PERFORMANCE DATA

HP	KW	SYNC. RPM	F.L. RPM	FRAME	ENCLOSURE	KVA CODE	DESIGN
125&100	93&75	3600	3570&2975	404TS	DP	G	B

PH	Hz	VOLTS	FL AMPS	START TYPE	DUTY	INSL	S.F	AMB°C	ELEVATION
3	60/50	460#380	138&132	PWS & YDRUN OR INV	CONTINUOUS	F7	1.15/1.15	40	3300

FULL LOAD EFF: 94.1&93.6	3/4 LOAD EFF: 94.1	1/2 LOAD EFF: 93.6	GTD. EFF	ELEC. TYPE	NO LOAD AMPS
			93.6	SQ CAGE INV RATED	32

F.L. TORQUE	LOCKED ROTOR AMPS	L.R. TORQUE	B.D. TORQUE	F.L. RISE°C
184 LB-FT	900	350 LB-FT 190	525 LB-FT 285	35

SOUND PRESSURE @ 3 FT.	SOUND POWER	ROTOR WK^2	MAX. WK^2	SAFE STALL TIME	STARTS /HOUR	APPROX. MOTOR WGT
80 dBA	90 dBA	15 LB-FT^2	- LB-FT^2	10 SEC.	2	1000 LBS.

***** SUPPLEMENTAL INFORMATION *****

DE BRACKET TYPE	ODE BRACKET TYPE	MOUNT TYPE	ORIENTATION	SEVERE DUTY	HAZARDOUS LOCATION	DRIP COVER	SCREENS	PAINT
STANDARD	STANDARD	RIGID	HORIZONTAL	FALSE	NONE	FALSE	NONE	BLUE (ENAMEL)

BEARINGS		GREASE	SHAFT TYPE	SPECIAL DE	SPECIAL ODE	SHAFT MATERIAL	FRAME MATERIAL
DE	OPE						
BALL	BALL	POLYREX EM	TS	NONE	NONE	1045 HOT ROLLED (C-204)	CAST IRON
6313	6313						

THERMO-PROTECTORS				THERMISTORS	CONTROL	SPACE /n HEATERS
THERMOSTATS	PROTECTORS	WDG RTDs	BRG RTDs			
NONE	NOT	NONE	NONE	NONE	FALSE	NONE VOLTS

If Inverter equals NONE, contact factory for further information

INVERTER TORQUE: VARIABLE 10:1
INV. HP SPEED RANGE: NONE
ENCODER: NONE
NONE NONE
NONE NONE PPR
BRAKE: NONE NONE
NONE P/N NONE
NONE NONE
NONE FT-LB NONE V NONE Hz

*
N
O
T
E
S
*

DATE: 06/21/2017 07:48:12 AM
 FORM 3531 REV.3 02/07/99
 ** Subject to change without notice.

Data Sheet

Date: 15-06-2017
Customer: _____
Attention: _____
Submitted by: FAREEDA DUDEKULA



404TSTDC6001

Submittal

Data @ **460 V**

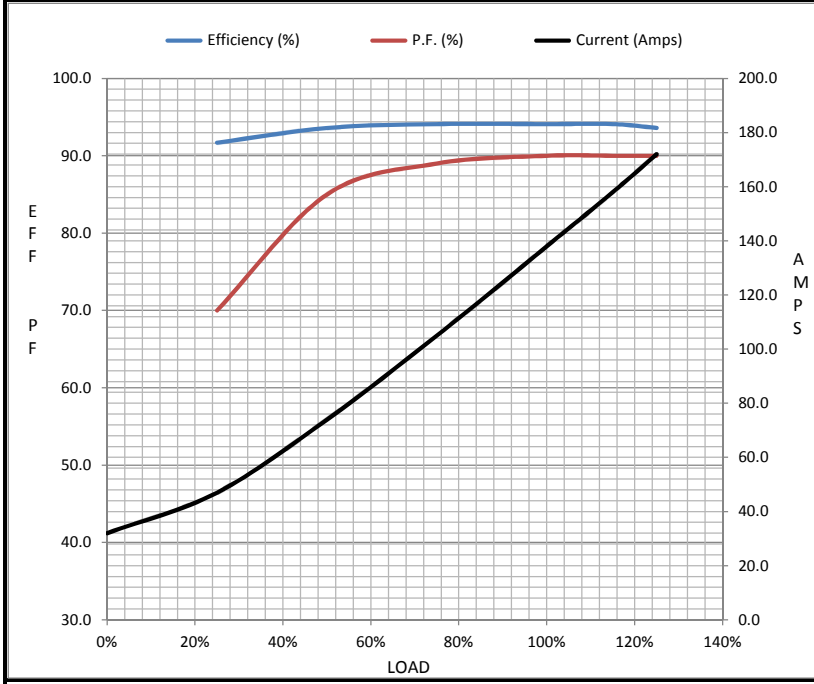
Motor Load Data

Load	0%	25%	50%	75%	100%	115%	125%	LR
Current (Amps)	32.0	47.0	74.0	105	138	158	172	900
Torque (ft-lb)	0.00	46.0	92.0	138	184	212	230	350
RPM	3600	3592	3588	3580	3570	3,565	3560	0
Efficiency (%)		91.7	93.6	94.1	94.1	94.1	93.6	
P.F. (%)	7.5	70.0	85.0	89.0	90.0	90.0	90.0	34.0

Motor Speed Data

	LR	Pull-Up	BD	Rated	Idle
Speed (RPM)	0	1800	3450	3570	3600
Current (Amps)	900	800	525	138	32.0
Torque (ft-lb)	350	300	525	184	0.00

Information Block				
HP	125.0			
Sync. RPM	3600			
Frame	404			
Enclosure	DP			
Construction	TDC			
Voltage	460#380 V			
Frequency	60 Hz			
Design	A			
LR Code letter	G			
Service Factor	1.15			
Temp Rise @ FL	35 ° C			
Duty	CONT			
Ambient	40 ° C			
Elevation	1,000 feet			
Rotor/Shaft wk ²	15.0 Lb-Ft ²			
Ref Wdg	CHT40420001 NONE			
Sound Pressure @ 1M	80 dBA			
VFD Rating	VARIABLE 10:1			
Outline Dwg	B-SS620254			
Conn. Diag	A-EE7341C			
Additional Specifications:				
0				
365THFS8036				
EQUIV CKT (OHMS / PHASE)				
R1	R2	X1	X2	Xm
0.0310	0.0140	0.1860	0.2070	8.3650



Speed - Torque Curve

