

PRODUCT INFORMATION PACKET

Model No: 326TSHFS9005

Catalog No: W578

Severe Duty Motors, TEFC, 50 HP, 3 Ph, 60 Hz, 575 V, 3552 RPM, 326TS Frame



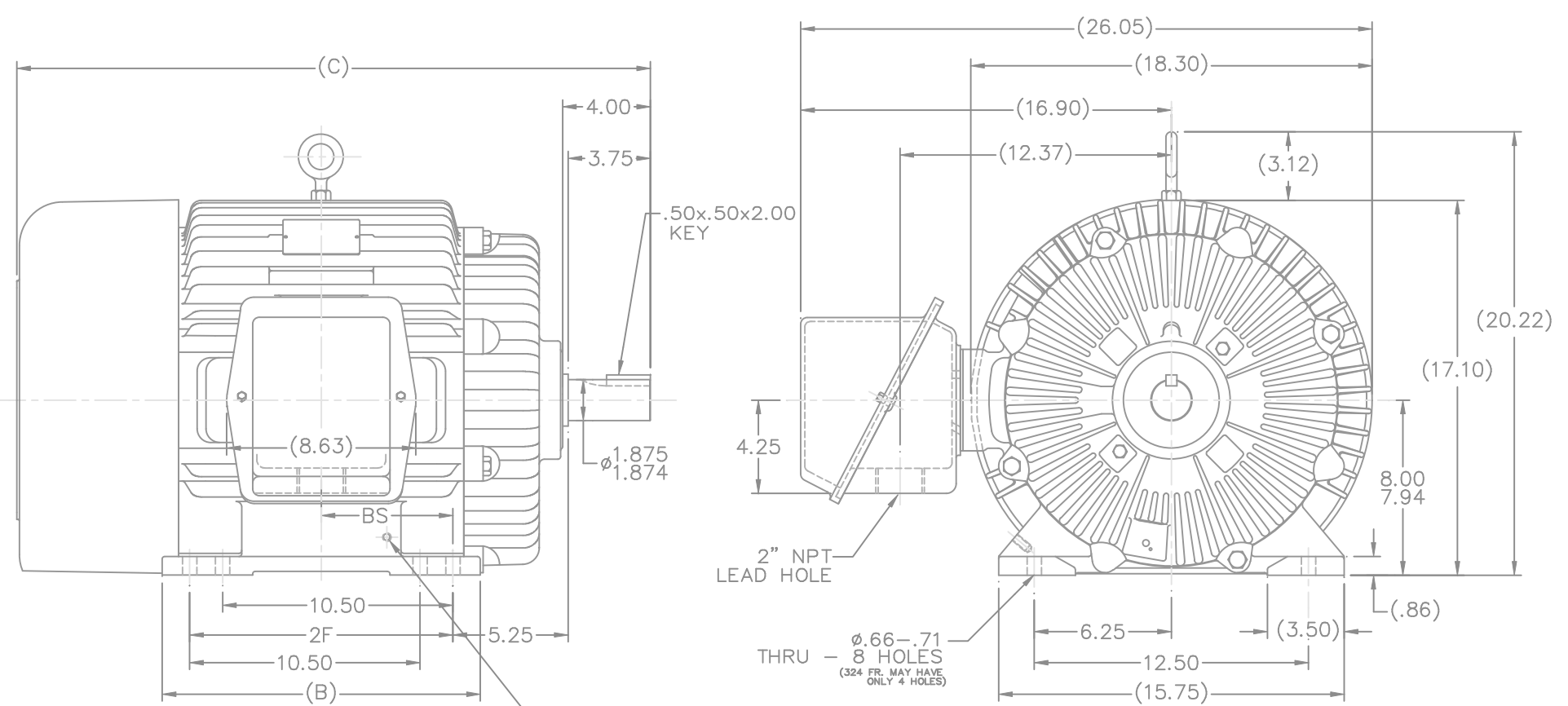
Regal and are trademarks of Regal Rexnord Corporation or one of its affiliated companies.
©2022 Regal Rexnord Corporation, All Rights Reserved. MC017097E

Nameplate Specifications

Output HP	50 Hp	Output KW	37.0 kW
Frequency	60 Hz	Voltage	575 V
Current	45.0 A	Speed	3552 rpm
Service Factor	1.15	Phase	3
Efficiency	93 %	Power Factor	89
Duty	Continuous	Insulation Class	F
Design Code	B	KVA Code	G
Frame	326TS	Enclosure	Totally Enclosed Fan Cooled
Thermal Protection	No Protection	Ambient Temperature	40 °C
Drive End Bearing Size	6312	Opp Drive End Bearing Size	6311
UL	Recognized	CSA	Y
CE	Y	IP Code	56
Number of Speeds	1		

Technical Specifications

Electrical Type	Squirrel Cage Inverter Rated	Starting Method	Line Or Inverter
Poles	2	Rotation	Reversible
Resistance Main	.116 Ohms	Mounting	Rigid Base
Motor Orientation	Horizontal	Drive End Bearing	Ball
Opp Drive End Bearing	Ball	Frame Material	Cast Iron
Shaft Type	TS	Overall Length	28.87 in
Frame Length	13.00 in	Shaft Diameter	1.875 in
Shaft Extension	4 in	Assembly/Box Mounting	F1/F2 Capable
Connection Drawing	A-EE7300U	Outline Drawing	B-SS301080-1300



- NOTES:
 1. BOX CAN BE ROTATED IN 90° STEPS.
 2. BOX CAN BE MOUNTED ON OPPOSITE SIDE BY REMOVING BRACKETS AND TURNING FRAME 180°.
 3. NAMEPLATE TO BE READ FROM CONDUIT BOX SIDE OF MOTOR.

3/8-16 UNC-2B
 (SEE B.O.M. FRAME FOR REQUIREMENT)

DASH	FR.	C	B	BS	2F
1150	324-TS	27.37	13.00	5.25	10.50
1300	324/6TS	28.87	14.50	6.00	12.00

				TOLERANCES UNLESS SPECIFIED		MARATHON ELECTRIC	DRAWN CAV 06-19-2002				
				DEC.	INCHES		CHK ML 06-20-2002	APPD DD 06-21-2002			
4	ADDED NOTE TO 3/8-16UNC-2B	RJW 03-28-2008	ML	.X	±.1	TITLE OUTLINE 320TS FRAME -TEFC	SCALE 5=23				
3	REVISED DRAWING	RJW 04-05-2007		.XX	±.03		REF				
2	REDRAWN IN AUTOCAD	RWR 09-09-2004		.XXX	±.005		FMF				
1	NEW DRAWING MU42162	CAV 06-21-2002	ML	.XXX	±.0005		PREV				
NO.	REVISION	BY & DATE	CHK	ANG	±7'30"	FINISH					
THIS DRAWING IN DESIGN AND DETAIL IS OUR PROPERTY AND MUST NOT BE USED EXCEPT IN CONNECTION WITH OUR WORK ALL RIGHTS OF DESIGN AND INVENTION ARE RESERVED THIS IS AN ELECTRONICALLY GENERATED DOCUMENT - DO NOT SCALE THIS PRINT						RFP	CAD FILE ss301080	SIZE B	DRAWING NO. SS301080	PAGE 1 OF 1	REV. 4
						DIST LB					

IF MOTOR HAS 9 LEADS

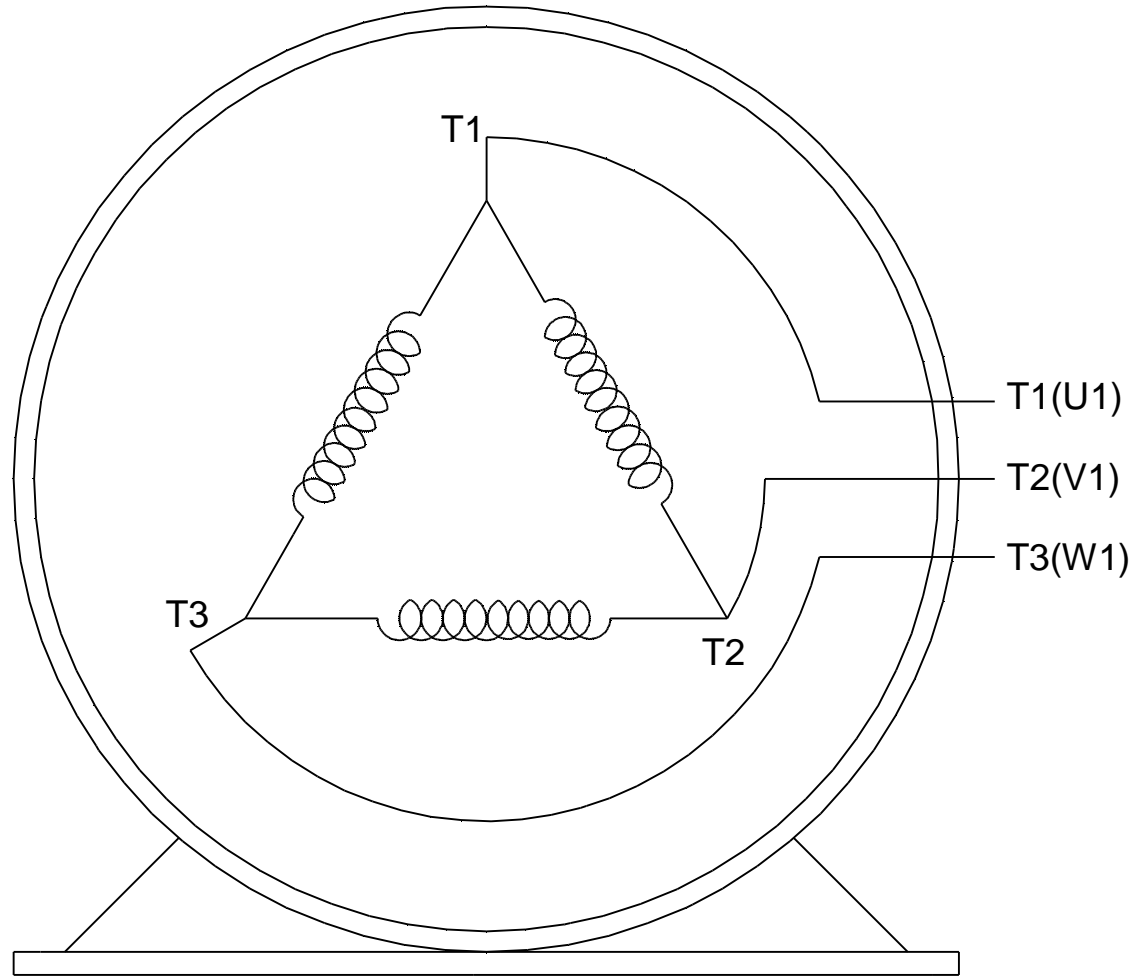


IF MOTOR HAS 6 LEADS



A-9806 DECAL IF CALLED FOR

IF MOTOR HAS 12 LEADS



VIEW OF TERMINAL END

DRAWING REVISION L	REVISION BY AJW	DATE 05-04-2015	TOLERANCES UNLESS OTHERWISE SPECIFIED:	DRAWN BY DRS	Regal Beloit America, Inc.																			
ECO ECO-0077067	APPROVED BY EWH	DATE 05-05-2015	<table style="font-size: small; border-collapse: collapse;"> <tr> <td><u>DEC.</u></td> <td><u>INCH</u></td> <td><u>mm</u></td> <td><u>ANGLE</u></td> </tr> <tr> <td>.X</td> <td>±0.1</td> <td>[±2.5]</td> <td>±7° 30"</td> </tr> <tr> <td>.XX</td> <td>±0.02</td> <td>[±0.51]</td> <td></td> </tr> <tr> <td>.XXX</td> <td>±0.005</td> <td>[±0.127]</td> <td></td> </tr> <tr> <td>.XXXX</td> <td>±0.0005</td> <td>[±0.0127]</td> <td></td> </tr> </table>	<u>DEC.</u>		<u>INCH</u>	<u>mm</u>	<u>ANGLE</u>	.X	±0.1	[±2.5]	±7° 30"	.XX	±0.02	[±0.51]		.XXX	±0.005	[±0.127]		.XXXX	±0.0005	[±0.0127]	
<u>DEC.</u>	<u>INCH</u>	<u>mm</u>	<u>ANGLE</u>																					
.X	±0.1	[±2.5]	±7° 30"																					
.XX	±0.02	[±0.51]																						
.XXX	±0.005	[±0.127]																						
.XXXX	±0.0005	[±0.0127]																						
ECO DESCRIPTION UPDATED TO SOLIDWORKS			REMOVE BURRS & BREAK SHARP EDGES: .003/.015 [.076/.381] X 45° CORNER FILLETS: R.02 [.51] MACHINED SURFACES: 200 $\sqrt{\text{INCH}}$ 5.1 $\sqrt{\text{mm}}$ mm SHOWN IN [BRACKETS]	APPROVED BY GK	DESCRIPTION CONN DIAGRAM-EXTERNAL 3Ø SINDLE VOLTAGE																			
COPYRIGHT REGAL BELOIT AMERICA, INC. ALL RIGHTS RESERVED. PROPRIETARY AND CONFIDENTIAL INFORMATION - THIS DOCUMENT IS THE PROPERTY OF REGAL BELOIT AMERICA, INC. ("OWNER") AND CONTAINS OWNER'S PROPRIETARY INFORMATION. ANY PERSON, CORPORATION OR OTHER FIRM RECEIVING IT IS DEEMED, BY RECEIVING IT, TO AGREE THAT IT, AND/OR ANY PART OF IT, SHALL NOT BE DISCLOSED TO ANY PERSON, CORPORATION OR OTHER ENTITY, DUPLICATED, AND/OR USED, EXCEPT AS EXPRESSLY APPROVED IN WRITING IN ADVANCE BY OWNER. THIS DOCUMENT SHALL BE RETURNED TO OWNER UPON REQUEST. IT MAY BE SUBJECT TO CERTAIN RESTRICTIONS UNDER APPLICABLE EXPORT CONTROL LAWS AND REGULATIONS.				DATE 09-30-1996		MATERIAL	PROCESS/FINISH																	
				THIRD ANGLE PROJECTION	SIZE A	DRAWING NUMBER EE7300U	SHEET 1 OF 1																	

CERTIFICATION DATA SHEET

Model#: 326TSHFS9005 CR **WINDING#:** 3262102 NONE 3
CONN. DIAGRAM: A-EE7300U **ASSEMBLY:** F1/F2 CAPABLE
OUTLINE: B-SS301080-1300

TYPICAL MOTOR PERFORMANCE DATA

HP	KW	SYNC. RPM	F.L. RPM	FRAME	ENCLOSURE	KVA CODE	DESIGN
50	37	3600	3552	326TS	TEFC	G	B

PH	Hz	VOLTS	FL AMPS	START TYPE	DUTY	INSL	S.F	AMB°C	ELEVATION
3	60	575	45	LINE OR INVERTER	CONTINUOU S	F3	1.15	40	3300

FULL LOAD EFF: 93	3/4 LOAD EFF: 93.6	1/2 LOAD EFF: 92.4	GTD. EFF	ELEC. TYPE	NO LOAD AMPS
FULL LOAD PF: 89	3/4 LOAD PF: 87.5	1/2 LOAD PF: 82	92.4	SQ CAGE INV RATED	12

F.L. TORQUE	LOCKED ROTOR AMPS	L.R. TORQUE	B.D. TORQUE	F.L. RISE°C
74 LB-FT	289.6	118 LB-FT 159	190 LB-FT 257	65

SOUND PRESSURE @ 3 FT.	SOUND POWER	ROTOR WK^2	MAX. WK^2	SAFE STALL TIME	STARTS /HOUR	APPROX. MOTOR WGT
78 dBA	88 dBA	5.8 LB-FT^2	27 LB-FT^2	15 SEC.	2	725 LBS.

***** SUPPLEMENTAL INFORMATION *****

DE BRACKET TYPE	ODE BRACKET TYPE	MOUNT TYPE	ORIENTATION	SEVERE DUTY	HAZARDOUS LOCATION	DRIP COVER	SCREENS	PAINT
STANDARD	STANDARD	RIGID	HORIZONTAL	PREMIUM SEVERE DUTY	DIVISION 2 T2B	FALSE	NONE	BLUE (EPOXY)

BEARINGS		GREASE	SHAFT TYPE	SPECIAL DE	SPECIAL ODE	SHAFT MATERIAL	FRAME MATERIAL
DE	OPE						
BALL	BALL	POLYREX EM	TS	NONE	NONE	1045 HOT ROLLED (C-204)	CAST IRON
6312	6311						

THERMO-PROTECTORS				THERMISTORS	CONTROL	SPACE /n HEATERS
THERMOSTATS	PROTECTORS	WDG RTDs	BRG RTDs			
NONE	NOT	NONE	NONE	NONE	FALSE	NONE VOLTS

If Inverter equals NONE, contact factory for further information

*
N
O
T
E
S
*

INVERTER TORQUE: CONSTANT 2:1 INV. HP SPEED RANGE: NONE
ENCODER: NONE NONE NONE NONE NONE PPR
BRAKE: NONE NONE NONE P/N NONE NONE NONE NONE FT-LB NONE V NONE Hz

DATE: 06/21/2017 05:56:47 AM
 FORM 3531 REV.3 02/07/99
 ** Subject to change without notice.

Data Sheet

Date: 29-06-2017
 Customer: _____
 Attention: _____
 Submitted by: FAREEDA DUDEKULA



326TSHFS9005

Submittal

Data @ 575 V

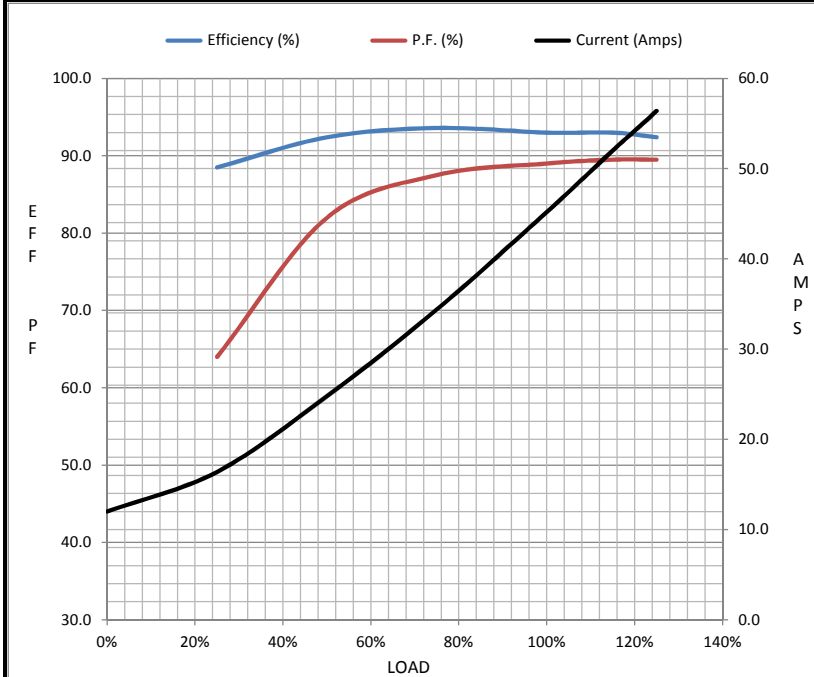
Motor Load Data

Load	0%	25%	50%	75%	100%	115%	125%	LR
Current (Amps)	12.0	16.4	24.8	34.4	45.2	52.0	56.4	290
Torque (ft-lb)	0.00	18.0	37.0	55.0	74.0	85.0	93.0	118
RPM	3600	3590	3577	3565	3552	3,543	3535	0
Efficiency (%)		88.5	92.4	93.6	93.0	93.0	92.4	
P.F. (%)	8.0	64.0	82.0	87.5	89.0	89.5	89.5	29.5

Motor Speed Data

	LR	Pull-Up	BD	Rated	Idle
Speed (RPM)	0	1800	3400	3552	3600
Current (Amps)	290	264	172	45.2	12.0
Torque (ft-lb)	118	100	190	74.0	0.00

Information Block				
HP	50.0			
Sync. RPM	3600			
Frame	326			
Enclosure	TEFC			
Construction	TFN			
Voltage	575 V			
Frequency	60 Hz			
Design	A			
LR Code letter	G			
Service Factor	1.15			
Temp Rise @ FL	65 ° C			
Duty	CONT			
Ambient	40 ° C			
Elevation	1,000 feet			
Rotor/Shaft wk ²	5.8 Lb-Ft ²			
Ref Wdg	3262102 NONE			
Sound Pressure @ 1M	78 dBA			
VFD Rating	CONSTANT 2:1			
Outline Dwg	B-SS301080-1300			
Conn. Diag	A-EE7300U			
Additional Specifications:				
0				
365THFS8036				
EQUIV CKT (OHMS / PHASE)				
R1	R2	X1	X2	Xm
0.1360	0.1010	0.7850	0.7090	27.8180



Speed - Torque Curve

