

PRODUCT INFORMATION PACKET

marathon®
Motors

Model No: 324TTFCD6013

Catalog No: GT3533A

Globetrotter® Close-Coupled Pump Motor, 40 HP, 3 Ph, 60 Hz, 575 V, 3600 RPM, 324JP Frame, TEFC



Regal and Marathon are trademarks of Regal Rexnord Corporation or one of its affiliated companies.
©2022 Regal Rexnord Corporation, All Rights Reserved. MC017097E

RegalRexnord

Nameplate Specifications

| | | | |
|------------------------|----------------|----------------------------|-----------------------------|
| Output HP | 40 Hp | Output KW | 30.0 kW |
| Frequency | 60 Hz | Voltage | 575 V |
| Current | 37.0 A | Speed | 3565 rpm |
| Service Factor | 1.15 | Phase | 3 |
| Efficiency | 92.4 % | Power Factor | 88 |
| Duty | Continuous | Insulation Class | F |
| Design Code | B | KVA Code | G |
| Frame | 324JP | Enclosure | Totally Enclosed Fan Cooled |
| Thermal Protection | No Protection | Ambient Temperature | 40 °C |
| Drive End Bearing Size | 6312 | Opp Drive End Bearing Size | 6212 |
| UL | Listed | CSA | Y |
| CE | Y | IP Code | 55 |
| Hazardous Location | DIVISION 2 T2B | Number of Speeds | 1 |

Technical Specifications

| | | | |
|-----------------------|------------------------------|-----------------------|------------------|
| Electrical Type | Squirrel Cage Inverter Rated | Starting Method | Line Or Inverter |
| Poles | 2 | Rotation | Reversible |
| Resistance Main | .1736 Ohms | Mounting | Rigid Base |
| Motor Orientation | Horizontal | Drive End Bearing | Ball |
| Opp Drive End Bearing | Ball | Frame Material | Cast Iron |
| Shaft Type | JP | Overall Length | 36.92 in |
| Frame Length | 13.07 in | Shaft Diameter | 1.375 in |
| Shaft Extension | 11.23 in | Assembly/Box Mounting | F1/F2 CAPABLE |
| Inverter Load | CONSTANT 2:1/VARIABLE 10:1 | | |
| Outline Drawing | SS620813-100 | Connection Drawing | EE7300 |

THREE PHASE - SINGLE VOLTAGE
MOTOR - CONDUIT BOX @ 'A'

TO REVERSE ROTATION:
INTERCHANGE ANY TWO LINE
LEAD CONNECTIONS

TERMINAL BLOCK WHEN SPECIFIED

IF MOTOR HAS 9 LEADS

T1(U1) T1(U1) T1(U1) → L1

T2(V1) T2(V1) T2(V1) → L2

T3(W1) T3(W1) T3(W1) → L3

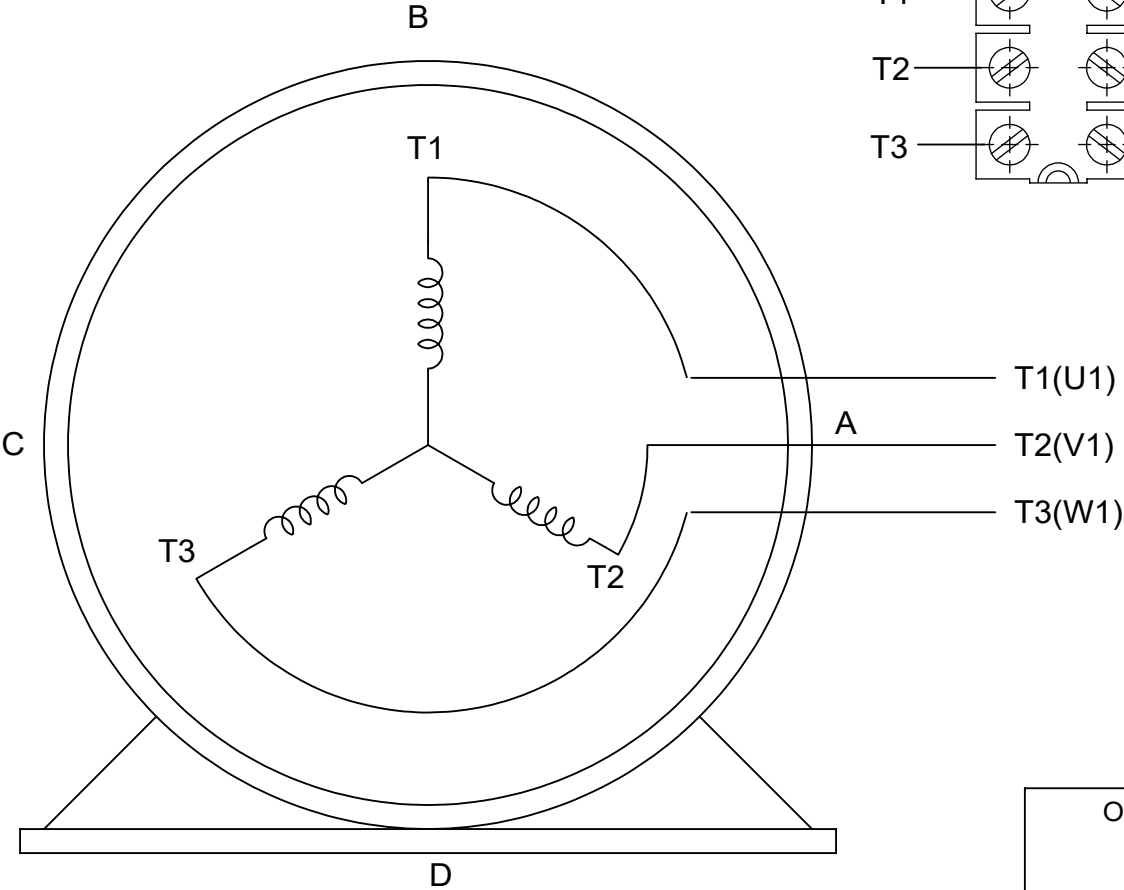
IF MOTOR HAS 6 LEADS

T1(U1) T1(U1) → L1

T2(V1) T2(V1) → L2

T3(W1) T3(W1) → L3

A-9806 DECAL



VIEW OF TERMINAL END

| OPTIONAL CORD CONNECTION | |
|--------------------------|-------|
| L1 | WHITE |
| L2 | RED |
| L3 | BLACK |

| | | |
|--|-------------------|-------------------------------|
| DRAWING REVISION AC | REVISION BY BS | REV DATE/© DATE 26/07/2022 |
| REQUEST NUMBER CR-0010402 | APPROVED BY SN | DATE 26/07/2022 |
| REQUEST NUMBER DESCRIPTION DRAWING UPDATED | | |
| COPYRIGHT (PER REVISION DATE) REGAL BELOIT AMERICA, INC. ALL RIGHTS RESERVED. PROPRIETARY AND CONFIDENTIAL INFORMATION - THIS DOCUMENT IS THE PROPERTY OF REGAL BELOIT AMERICA, INC. ("OWNER") AND CONTAINS OWNER'S PROPRIETARY INFORMATION. ANY PERSON, CORPORATION OR OTHER FIRM RECEIVING IT IS DEEMED, BY RECEIVING IT, TO AGREE THAT IT, AND/OR ANY PART OF IT, SHALL NOT BE DISCLOSED TO ANY PERSON, CORPORATION OR OTHER ENTITY, DUPLICATED, AND/OR USED, EXCEPT AS EXPRESSLY APPROVED IN WRITING IN ADVANCE BY OWNER. THIS DOCUMENT SHALL BE RETURNED TO OWNER UPON REQUEST. IT MAY BE SUBJECT TO CERTAIN RESTRICTIONS UNDER APPLICABLE EXPORT CONTROL LAWS AND REGULATIONS. | | |

PRIMARY DIMENSIONS ARE INCH
mm DIMENSIONS IN [BRACKETS]
ARE FOR REFERENCE ONLY

| |
|------------------------|
| DRAWN BY DA |
| DATE 03-26-1993 |
| APPROVED BY TB |
| DATE 03-26-1993 |
| REFERENCE |
| THIRD ANGLE PROJECTION |

| | |
|---|--------------------------|
| Regal Beloit America, Inc. | |
| DESCRIPTION CONNECTION DIAGRAM EXTERNAL - SINGLE VOLTAGE - 3Ø MOTOR | |
| MATERIAL | PROCESS/FINISH |
| SIZE A | DRAWING NUMBER EE7300 |
| SHEET 1 OF 1 | |



**P.O. BOX 8003
WAUSAU, WI 54401-8003
PH. 715-675-3311**

CERTIFICATION DATA SHEET**CUSTOMER:****CUSTOMER PO#:****ORDER #:****MODEL #:** 324TTFCD6013 AA**CONN. DIAGRAM:** EE7300**CUSTOMER PART****#:****OUTLINE:** SS620813**MOUNTING:** F1/F2 CAPABLE**WINDING #:** HE32002008 3**TYPICAL MOTOR PERFORMANCE DATA**

| HP | kW | SYNC. RPM | F.L. RPM | FRAME | ENCLOSURE | KVA CODE | DESIGN |
|----|------|-----------|----------|-------|-----------|----------|--------|
| 40 | 30.0 | 3600 | 3565 | 324JP | TEFC | G | B |

| PH | Hz | VOLTS | AMPS | START TYPE | DUTY | INSL | S.F. | AMB°C |
|----|----|-------|------|------------------|------------|------|------|-------|
| 3 | 60 | 575 | 37 | LINE OR INVERTER | CONTINUOUS | F7 | 1.15 | 40 |

| | | | | | | | | |
|-----------------------|------|----------------------|----|----------------------|------|-----------------|--|-------------------|
| FULL LOAD EFF: | 92.4 | 3/4 LOAD EFF: | 93 | 1/2 LOAD EFF: | 91.7 | GTD. EFF | | ELEC. TYPE |
| FULL LOAD PF: | 87.5 | 3/4 LOAD PF: | 85 | 1/2 LOAD PF: | 77.5 | 91.7 | | SQ CAGE INV RATED |

| | | | | |
|--------------------|--------------------------|--------------------|--------------------|--------------------|
| F.L. TORQUE | LOCKED ROTOR AMPS | L.R. TORQUE | B.D. TORQUE | F.L. RISE°C |
| 59 LB-FT | 232 | 95 LB-FT 160 % | 162 LB-FT 275 % | 60 |

| | | | | | | |
|-------------------------------|--------------------|-------------------|------------------|------------------------|----------------------|--------------------------|
| SOUND PRESSURE @ 3 FT. | SOUND POWER | ROTOR WK^2 | MAX. WK^2 | SAFE STALL TIME | STARTS / HOUR | APPROX. MOTOR WGT |
| 75 dBA | 85 dBA | 4.8 LB-FT^2 | 25 LB-FT^2 | 20 SEC. | 2 | 650 LBS. |

***** SUPPLEMENTAL INFORMATION *****

| | | | | | | | | |
|------------------------|-------------------------|-------------------|--------------------|--------------------|---------------------------|-------------------|----------------|---------------|
| DE BRACKET TYPE | ODE BRACKET TYPE | MOUNT TYPE | ORIENTATION | SEVERE DUTY | HAZARDOUS LOCATION | DRIP COVER | SCREENS | PAINT |
| C-FACE | STANDARD | RIGID | HORIZONTAL | FALSE | DIVISION 2 | FALSE | NONE | BLUE (ENAMEL) |

| | | | | | | |
|------------------------|-------------------------|-------------------|-------------------|--------------------|-----------------------|--------------------------------------|
| BEARINGS | GREASE | SHAFT TYPE | SPECIAL DE | SPECIAL ODE | SHAFT MATERIAL | FRAME MATERIAL |
| DE BALL 6312 | ODE BALL 6212 | POLYREX EM | JP | NONE | NONE | 1045 HOT ROLLED (C-204) CAST IRON |

| THERMO-PROTECTORS | | | | THERMISTORS | CONTROL | SPACE HEATERS |
|-------------------|------------|----------|----------|-------------|---------|---------------|
| THERMOSTATS | PROTECTORS | WDG RTDs | BRG RTDs | | | |
| NONE | NOT | NONE | NONE | NONE | FALSE | NONE VOLTS |

*

N

O

T

E

S

*

INVERTER**TORQUE:** CONSTANT 4:1/VARIABLE 20:1**INV. HP SPEED RANGE:** NONE**ENCODER:** NONE

NONE NONE

NONE NONE PPR

BRAKE: NONE NONE

NONE P/N NONE

NONE NONE

NONE FT-LB NONE V NONE Hz

PREPARED BY: Fareeda Dudekula**DATE:** 05/29/2018 07:24:44 AM

FORM 3531 REV.3 02/07/99

** Subject to change without notice.

MARATHON ELECTRIC CORPORATION

TYPICAL PERFORMANCE CURVE for AC MOTOR

Customer

Curve at

575

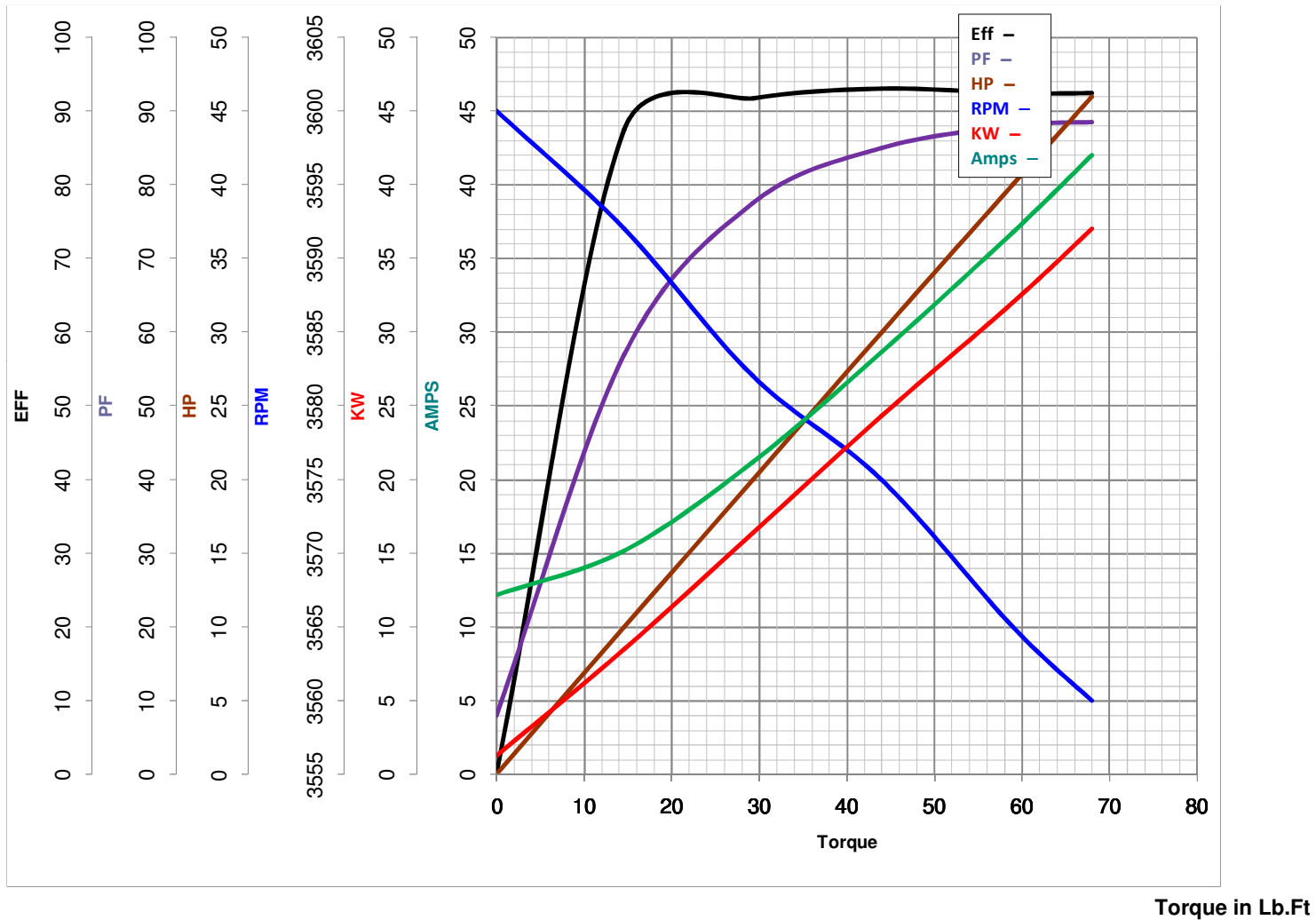
Volts

HP 40.00PHASE 3Model No 324TTFC601360

HZ

VOLTS 57540

HP

Catalog No GT3533AHZ 60RPM 3565FL TORQUE 59 Lb.FtBD TORQUE 162.0 Lb.FtLR TORQUE 95 Lb.FtFL AMPS 37PU TORQUE 80.0 Lb.FtLR AMPS 232

WINDING HE32002008-3

Prepared By

FAREEDA

Date

5/29/2018

EC Declaration of Conformity

The undersigned representing
the manufacturer:

Regal Beloit America
100 East Randolph St.
Wausau, WI 54401

and the authorized representative
established within the Community:

Marathon Electric UK
6F Thistleton Road Ind. Estate
Market Overton
Oakham, Rutland LE15 7PP UK

are committed to providing customers with products that comply with applicable regulations and international protocols to which they are subject, including the requirements of the European Parliament Directive on the Harmonization of the laws relating to electrical equipment designed for use within certain voltage limits (2014/35/EU).

Regal Beloit America declares that the following product(s), to which this declaration relates, are in conformity with the relevant sections of the EC standards listed below.

This statement supersedes any statements previously issued pertaining to the product(s) listed below and is subject to change without notice.

Model No : 324TTFCD6013

(Model No. may contain prefix and/or suffix characters)

Catalog No : GT3533A

Rework No : N/A

Directives :

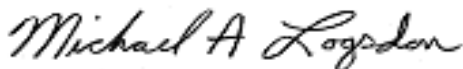
Low Voltage Directive 2014/35/EU

Harmonized Standards Used :

EN 60034-1: 2010 (IEC 60034-1: 2010)

EN 60034-5: 2001/A1:2007 (IEC 60034-5: 2000/A1:2006)

Authorized Representative:



Michael A. Logsdon
Vice President, Technology

Authorized Representative in the Community:



Julian Clark
Marketing Engineer

Created on 09/01/2022

CE 22