

PRODUCT INFORMATION PACKET

Model No: 286TTGN16546

Catalog No: E564-P

Hazardous Duty® Explosion Proof Motor, 30 & 25 HP, 3 Ph, 60 & 50 Hz, 230/460 & 190/380 V,
1800 & 1500 RPM, 286T Frame, EPFC



Regal and Marathon are trademarks of Regal Rexnord Corporation or one of its affiliated companies.

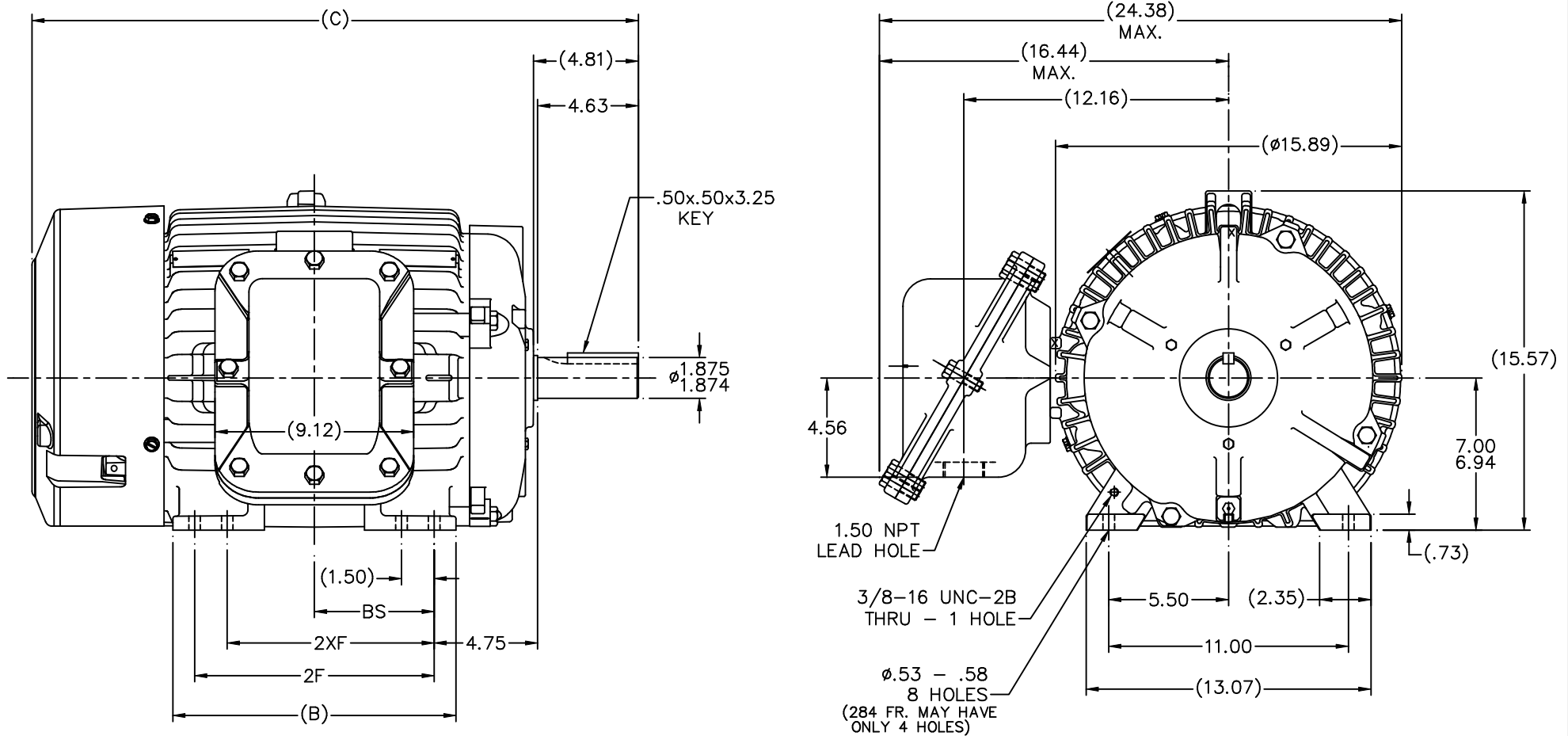
©2023 Regal Rexnord Corporation, All Rights Reserved. MC017097E

Nameplate Specifications

Phase	3	Output HP	30 & 25 Hp
Output KW	22.4 & 18.7 kW	Voltage	230/460 & 190/380 V
Speed	1773 & 1475 rpm	Service Factor	1.15 & 1.15
Frame	286T	Enclosure	Explosion Proof Fan cooled
Thermal Protection	Thermostat	Efficiency	94.1 & 93.6 %
Ambient Temperature	40 °C	Frequency	60 & 50 Hz
Current	73/36.5 & 74/37 A	Power Factor	82
Duty	Continuous	Insulation Class	F
Design Code	B	KVA Code	G
Drive End Bearing Size	6311	Opp Drive End Bearing Size	6210
UL	UL Listed And CSA Certified	CSA	Y
CE	N	IP Code	54
Number of Speeds	1	Hazardous Location	DIV 1 EXP PROOF CL I GR CD CL II GR FG T3B

Technical Specifications

Electrical Type	Squirrel Cage Inverter Rated	Starting Method	Line Or Inverter
Poles	4	Rotation	Reversible
Resistance Main	.205 Ohms	Mounting	Rigid Base
Motor Orientation	Horizontal	Drive End Bearing	Ball
Opp Drive End Bearing	Ball	Frame Material	Cast Iron
Shaft Type	T	Overall Length	27.84 in
Frame Length	14.25 in	Shaft Diameter	1.875 in
Shaft Extension	4.81 in	Assembly/Box Mounting	F1 ONLY
Inverter Load	CONSTANT 10:1		
Outline Drawing	B-SS311003-1425	Connection Drawing	A-EE7308T



- NOTES:
 1. BOX CAN ONLY BE ROTATED CLOCKWISE UP TO 270° FROM ITS ORIGINAL POSITION.
 2. NAMEPLATE TO BE READ FROM CONDUIT BOX SIDE OF MOTOR.

DASH	FRAME	B	C	2F	2XF	BS
1275	284T	12.50	26.34	9.50		4.75
1425	284/6T	13.00	27.84	11.00	9.50	5.50

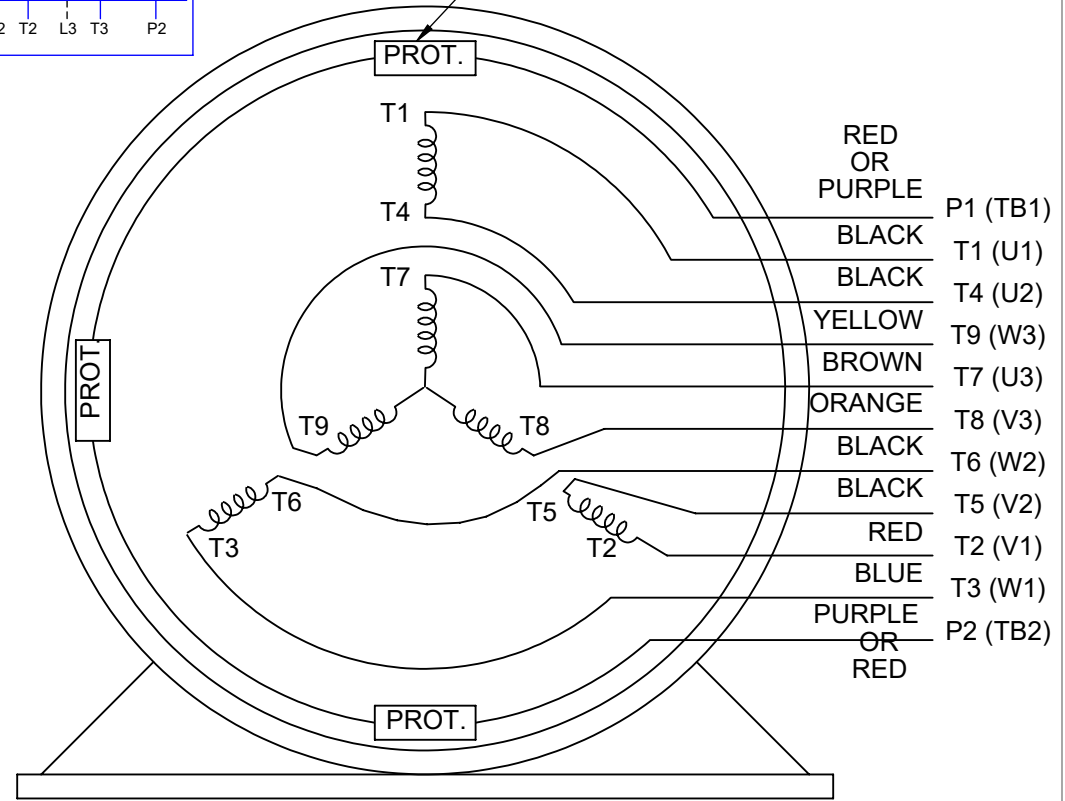
5	UPDATED DRAWING	RJW 04-30-2007	TOLERANCES UNLESS SPECIFIED		DRAWN DA 03-12-1999
4	ADDED 284 FRAME TO DASH 1425 MU28939	MJD 02-15-2000	DEC. INCHES		CHK ML 04-15-1999
3	UPDATED C'BOX GEOMETRY PER CASTING		.X ±.1		APPD SW 04-15-1999
	CHANGE CN29010	DRS 01-31-2000	.XX ±.03	TITLE OUTLINE - EXP. PR. - TGN	SCALE 1=4.5
2	REV'D. 'C' DIM. FOR C.I. FAN GUARD		.XXX ±.005	280T FR. - BB - STD - 12.50 LAM.	REF
	REV'D. CONDUIT BOX CN27400-239	DA 07-12-1999	.XXXX ±.0005	MATL	FMF
NO.	REVISION	BY & DATE	CHK ANG ±7'30"	FINISH	PREV
THIS DRAWING IN DESIGN AND DETAIL IS OUR PROPERTY AND MUST NOT BE USED EXCEPT IN CONNECTION WITH OUR WORK ALL RIGHTS OF DESIGN AND INVENTION ARE RESERVED THIS IS AN ELECTRONICALLY GENERATED DOCUMENT - DO NOT SCALE THIS PRINT				RFP	CAD FILE SS311003
				DIST LB-BR	SIZE B
					DRAWING NO. SS311003
					PAGE 5

HIGH VOLTAGE



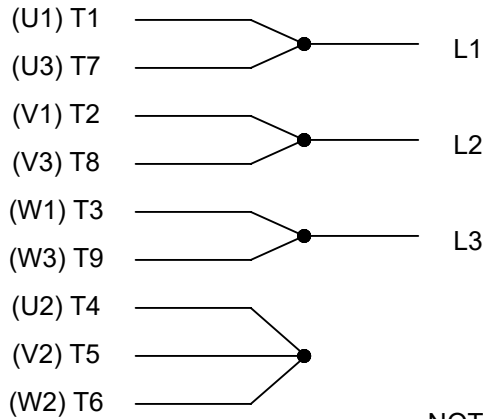
**THREE PHASE
DUAL VOLTAGE MOTOR**

THERMO-PROTECTORS
CONNECTED IN SERIES



NOTE FOR FACTORY USE ONLY:
TO SURGE TEST FOR COMMON CONNECT:
HIGH VOLT: CONNECT P1 TO T1
THEN P2 TO L1
LOW VOLT: CONNECT P1 TO T1 & T7,
THEN P2 TO L1

LOW VOLTAGE



VIEW OF TERMINAL END

NOTE: LEAD'S COLOR CAN BE YELLOW OR WHITE FOR MT2 PLANT

DRAWING REVISION T	REVISION BY ZR	DATE 01-14-2019		DRAWN BY SMC	Regal Beloit America, Inc.
ECO ECO-0159915	APPROVED BY DR	DATE 01-15-2019		DATE 05-13-1992	
ECO DESCRIPTION ADDED TERMINAL CONNECTION DIAGRAM				APPROVED BY TB	DESCRIPTION CONN DIAGRAM-INTERNAL 3 PHASE - DUAL VOLTAGE MOTOR
<small>COPYRIGHT REGAL BELOIT AMERICA, INC. ALL RIGHTS RESERVED. PROPRIETARY AND CONFIDENTIAL INFORMATION - THIS DOCUMENT IS THE PROPERTY OF REGAL BELOIT AMERICA, INC. ("OWNER") AND CONTAINS OWNER'S PROPRIETARY INFORMATION. ANY PERSON, CORPORATION OR OTHER FIRM RECEIVING IT IS DEEMED, BY RECEIVING IT, TO AGREE THAT IT, AND/OR ANY PART OF IT, SHALL NOT BE DISCLOSED TO ANY PERSON, CORPORATION OR OTHER ENTITY, DUPLICATED, AND/OR USED, EXCEPT AS EXPRESSLY APPROVED IN WRITING IN ADVANCE BY OWNER. THIS DOCUMENT SHALL BE RETURNED TO OWNER UPON REQUEST. IT MAY BE SUBJECT TO CERTAIN RESTRICTIONS UNDER APPLICABLE EXPORT CONTROL LAWS AND REGULATIONS.</small>			DATE 05-13-1992	MATERIAL	PROCESS/FINISH
			REFERENCE EE7308/EE7300	SIZE A	DRAWING NUMBER EE7308T

** Subject to change without notice.

Data Sheet

286TTGN16546

Date: 1/25/2019
 Customer: _____
 Attention: _____
 Submitted by: FAREEDA DUDEKULA



Submittal

Data @ 460 V

Motor Load Data

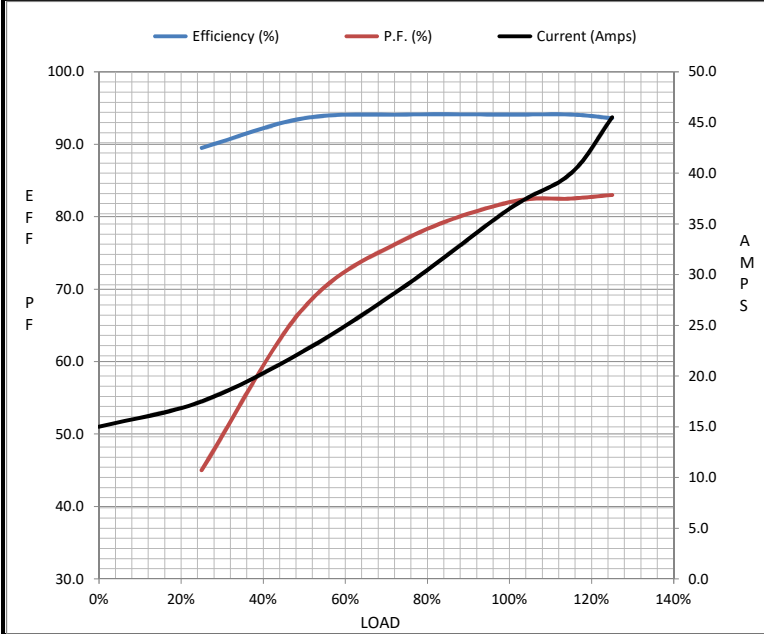
Load	0%	25%	50%	75%	100%	115%	125%	LR
Current (Amps)	15.0	17.5	22.5	29.0	36.5	40.0	45.5	217
Torque (ft-lb)	0.00	22.0	44.0	66.5	89.0	100	112	165
RPM	1800	1795	1785	1780	1773	1,770	1765	0
Efficiency (%)		89.5	93.6	94.1	94.1	94.1	93.6	
P.F. (%)	6.0	45.0	67.5	77.0	82.0	82.5	83.0	34.0

Motor Speed Data

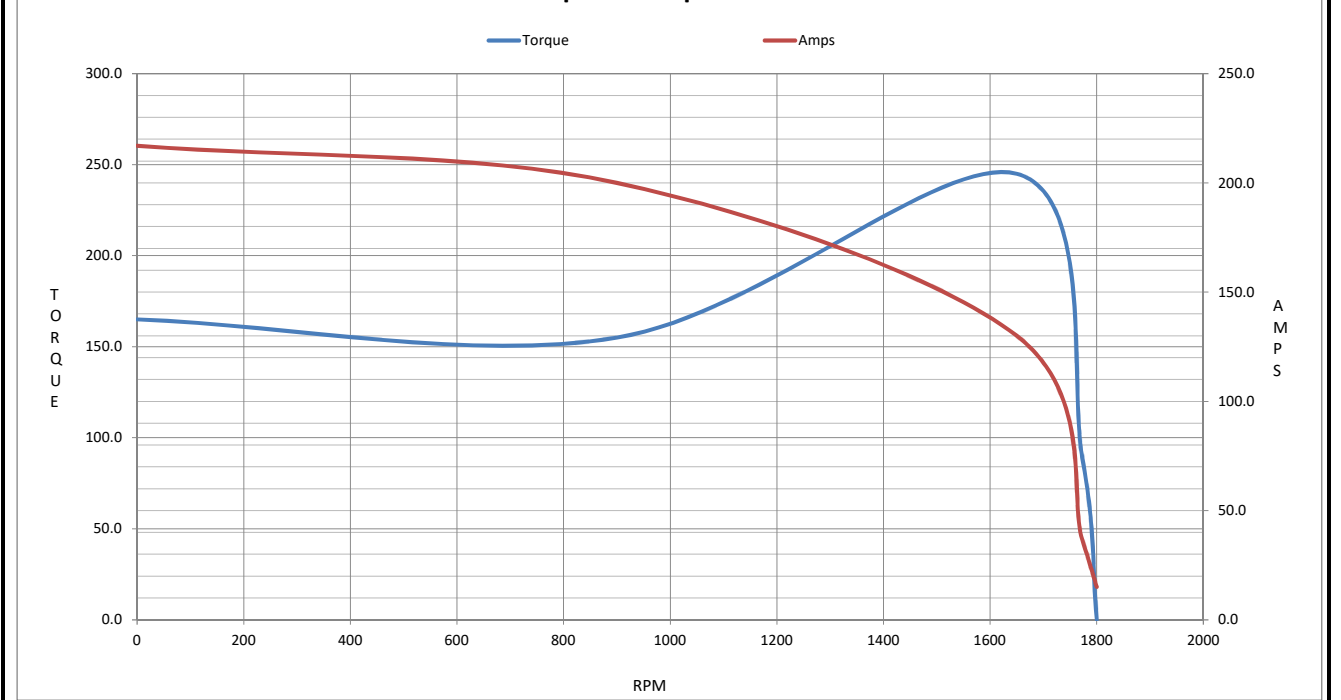
	LR	Pull-Up	BD	Rated	Idle
Speed (RPM)	0	900	1650	1773	1800
Current (Amps)	217	200	130	36.5	15.0
Torque (ft-lb)	165	155	245	89.0	0.00

Information Block

HP	30.0			
Sync. RPM	1800			
Frame	286			
Enclosure	EPFC			
Construction	TGS			
Voltage	230/460#190/380 V			
Frequency	60 Hz			
Design	B			
LR Code letter	G			
Service Factor	1.15			
Temp Rise @ FL	60 °C			
Duty	CONT			
Ambient	40 °C			
Elevation	3,300 feet			
Rotor/Shaft wk ²	4.6 Lb-Ft ²			
Ref Wdg	K2864159 NONE			
Sound Pressure @ 1M	65 dBA			
VFD Rating	CONSTANT 10:1			
Outline Dwg	B-SS311003-1425			
Conn. Diag	A-EE7308T			
Additional Specifications:				
0				
0				
EQUIV CKT (OHMS / PHASE)				
R1	R2	X1	X2	Xm
0.1250	0.1360	0.7240	0.9370	17.7850



Speed - Torque Curve



CERTIFICATE OF COMPLIANCE

Certificate Number 20220325- E12044
Report Reference E12044-19991213
Issue Date 2022-MARCH-25

Issued to: REGAL BELOIT AMERICA INC
1946 W COOK RD
FORT WAYNE IN 46818

Tradename: Marathon

**This certificate confirms that
representative samples of**

MOTORS FOR USE IN HAZARDOUS LOCATIONS
Electric motors for use in hazardous locations; Class I,
Groups C and D; Class II, Groups F and G; Inclusive of
Model Number 286TTGN16546 (may have prefix and/or
suffix characters).

Have been investigated by UL in accordance with the
Standard(s) indicated on this Certificate.

Standard(s) for Safety: UL 674 - Electric Motors and Generators for Use in Division
1 Hazardous (Classified) Locations,
CSA C22.2 No. 145, Electric Motors and Generators for
Use in Hazardous (Classified) Locations

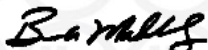
Additional Information: See the UL Online Certifications Directory at
<https://iq.ulprospector.com> for additional information.

This *Certificate of Compliance* does not provide authorization to apply the UL Mark. Only the UL Follow-Up
Services Procedure provides authorization to apply the UL Mark.

Only those products bearing the UL Mark should be considered as being UL Certified and covered under UL's
Follow-Up Services.

Look for the UL Certification Mark on the product.

This is to certify that representative samples of the product as specified on this certificate were tested
according to the current UL requirements.



Bruce Mahrenholz, Director North American Certification Program

UL LLC

Any information and documentation involving UL Mark services are provided on behalf of UL LLC (UL) or any authorized licensee of UL. For questions, please
contact a local UL Customer Service Representative at <http://ul.com/aboutul/locations/>

