

PRODUCT INFORMATION PACKET

marathon®
Motors

Model No: 286TTFNA16341

Catalog No: M901B

Vertical Pump Motor, 30 & 25 HP, 3 Ph, 60 & 50 Hz, 230/460 & 190/380 V, 1800 & 1500 RPM,
286HPV Frame, TEFC



Regal and Marathon are trademarks of Regal Rexnord Corporation or one of its affiliated companies.

©2023 Regal Rexnord Corporation, All Rights Reserved. MC017097E

RegalRexnord

Nameplate Specifications

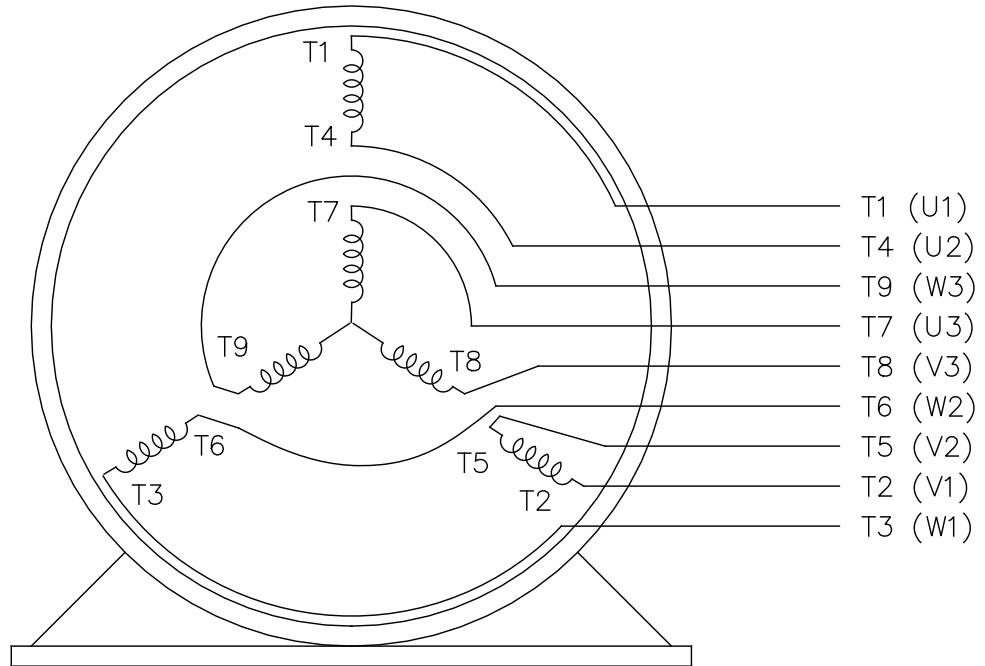
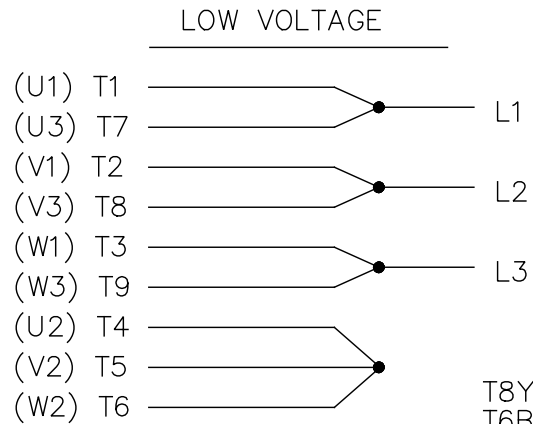
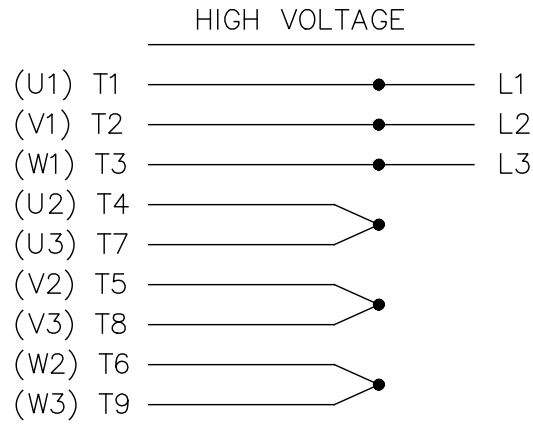
Phase	3	Output HP	30 & 25 Hp
Output KW	22.4 & 18.7 kW	Voltage	230/460 & 190/380 V
Speed	1773 & 1475 rpm	Service Factor	1.15 & 1.0
Frame	286HPV	Enclosure	Totally Enclosed Fan Cooled
Thermal Protection	No Protection	Efficiency	94.1 & 93.6 %
Ambient Temperature	40 °C	Frequency	60 & 50 Hz
Current	73/36.5 & 74/37 A	Power Factor	82
Duty	Continuous	Insulation Class	F
Design Code	B	KVA Code	G
Drive End Bearing Size	6311	Opp Drive End Bearing Size	6210
UL	Recognized	CSA	Y
CE	Y	IP Code	43
Number of Speeds	1		

Technical Specifications

Electrical Type	Squirrel Cage Induction Run	Starting Method	Across The Line
Poles	4	Rotation	Reversible
Resistance Main	.205 Ohms	Mounting	Round
Motor Orientation	Shaft Down	Drive End Bearing	Ball
Opp Drive End Bearing	Ball	Frame Material	Cast Iron
Shaft Type	HP	Overall Length	30.84 in
Frame Length	14.25 in	Shaft Diameter	1.125 in
Shaft Extension	2.75 in	Assembly/Box Mounting	F1/F2 CAPABLE
Connection Drawing	A-EE7308	Outline Drawing	B-SS311022-1425

EE7308

THREE PHASE
DUAL VOLTAGE MOTOR



VIEW OF TERMINAL END

REF.
WINDING DIAGRAM

T8Y, T2Y, T2BL, T4BX, T2EC, T2G
T6BZ, T2B, T6BL, T4AV, T6B, T4B

OPTIONAL CORD
CONNECTION

L1 — WHITE
L2 — RED
L3 — BLACK

NO.	REVISION	BY & DATE	CHK	ANG	TOLERANCES UNLESS SPECIFIED		FINISH	DRAWN RM 11/20/1990				
					DEC.	INCHES						
5	CHG TO REGAL LOGO	SL 09/10/2015	AB					CHK ML 11/21/1990				
4	REVISED IEC NOTATIONS	MSG 11/15/2011	CMN	.X	±.1			APPD SAS 04/24/2003				
3	ADDED IEC NOTATIONS... (U1), (V1) ETC. MU95194	MSG 5/10/2010	MJS	.XX	±.02		TITLE CONNECTION DIAGRAM	SCALE 1=1				
2	ADDED THE OPTIONAL CORD CONNECTION MU46318	RDH 04/24/2003	DRS	.XXX	±.005		3Ø - DUAL VOLTAGE MOTOR	REF				
1	REDRAWN	RM 11/20/1990		.XXXX	±.0005		MAT'L.	FMF				
					±7'30"			PREV				
THIS DRAWING IN DESIGN AND DETAIL IS OUR PROPERTY AND MUST NOT BE USED EXCEPT IN CONNECTION WITH OUR WORK ALL RIGHTS OF DESIGN AND INVENTION ARE RESERVED THIS IS AN ELECTRONICALLY GENERATED DOCUMENT - DO NOT SCALE THIS PRINT							RFP	CAD FILE ee7308	SIZE A	DRAWING NO. EE7308	PAGE OF 5	REV. 5
							DIST WP					



Regal Beloit America, Inc.



P.O. BOX 8003
WAUSAU, WI 54401-8003
PH. 715-675-3311

DATA VOLTS: 460

CERTIFICATION DATA SHEET

CUSTOMER: _____ CUSTOMER P.O. #: _____
 ORDER #: _____ REFERENCE MODEL #: 286TTFNA16341
 CONN. DIAGRAM: A-EE7308 CAT #: M901B
 OUTLINE: B-SS311022-1425 CUSTOMER PART #: _____
 WINDING: K2864159 NONE 6 MOUNTING: F1/F2 CAPABLE
 SPEED: _____

TYPICAL MOTOR PERFORMANCE DATA

HP	KW	SYNC RPM	FL RPM	FRAME	ENCLOSURE	TYPE	KVA CODE	DESIGN
30	22.4	1800	1773	286HPV	TEFC	TFN	G	B

PH	HZ	VOLTS	AMPS	START TYPE	DUTY	INSL	S.F.	AMB	ELEV.
3	60/50	230/460#190/380	73/36.5&74/37	ACROSS THE LINE	CONT	F	1.15	40	3300

F.L. EFF	94.1	3/4 LD EFF	94.1	1/2 LD EFF	93.6	GTD EFF	ELECT. TYPE
F.L. PF	82.0	3/4 LD PF	77.0	1/2 LD PF	67.5	93.6	SQ CAGE IND RUN

F.L. TORQUE	LR AMPS @ 460 V	L.R. TORQUE	B.D. TORQUE	F.L. RISE (°C)
89.0 LB-FT	217	165 LB-FT 185%	245 LB-FT 275%	60

@ 3 FT.	POWER	ROTOR WK ²	MAX. LOAD WK ²	SAFE STALL TIME	STARTS/HOUR	MOTOR WGT
65 dBA	74 dBA	4.6 LB-FT ²	225 LB-FT ²	25 SEC.	2	540 LB.

***** SUPPLEMENTAL INFORMATION *****

DE BRACKET TYPE	ODE BRACKET TYPE	MOUNT TYPE	MOTOR ORIENTATION	SEVERE DUTY	HAZARDOUS LOCATION	DRIP COVER	SCREENS	PAINT
P-BASE	STANDARD	ROUND	SHAFT DOWN	NO	NONE	YES	NONE	BLUE (ENAMEL)

BEARINGS		GREASE	SHAFT TYPE	SPECIAL DE	SPECIAL ODE	SHAFT MATERIAL	FRAME MATERIAL
DE	ODE	POLYREX EM	HP	NONE	NONE	1045 HOT ROLLED (C-204)	CAST IRON
BALL	BALL						
6311	6210						

THERMOSTATS	PROTECTORS	WDG RTD's	BRG RTD's	THERMISTORS	CONTROL	SPACE HEATERS
NONE	NOT	NONE	NONE	NONE	FALSE	NA

R1 (ohms/ph)	R2 (ohms/ph)	X1 (ohms/ph)	X2 (ohms/ph)	Xm (ohms/ph)	VIBRATION (in/sec)	FLOAT
0.125	0.136	0.724	0.937	17.785	0.150	ODE

* N O T E S *	INVERTER TORQUE: NONE					
	INV. HP SPEED RANGE: NONE					
	ENCODER: NONE					
	NONE					
	NONE NONE PPR					

PREPARED BY: FAREEDA DUDEKULA	BRAKE: NONE
DATE: 9/11/2018	NONE NONE
	FT-LB: NA
	VOLTAGE: NONE HZ:
FORM: 3531 REV_4 2/27/06	UL: V-INS, CONST UL REC

Data Sheet

Date: 11/30/2018
 Customer: _____
 Attention: _____
 Submitted by: FAREEDA DUDEKULA



286TTFNA16341

Submittal

Data @ 460 V

Motor Load Data

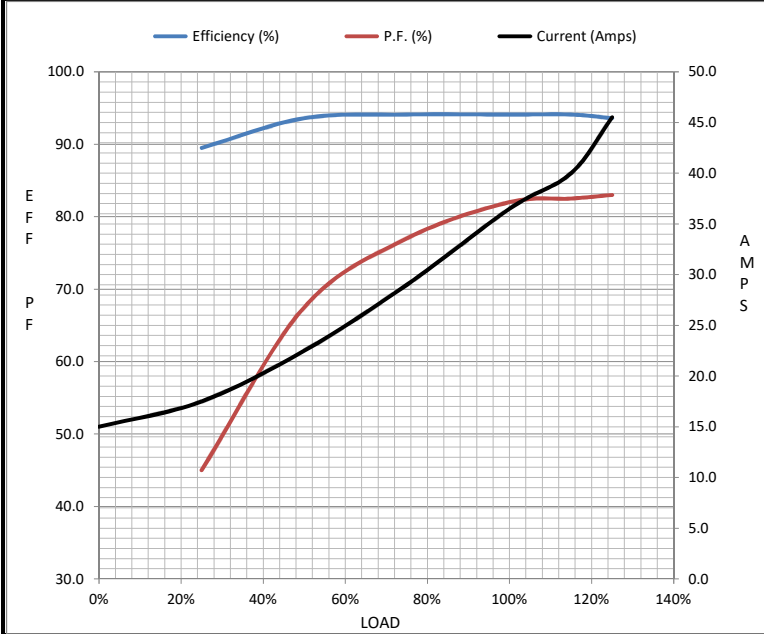
Load	0%	25%	50%	75%	100%	115%	125%	LR
Current (Amps)	15.0	17.5	22.5	29.0	36.5	40.0	45.5	217
Torque (ft-lb)	0.00	22.0	44.0	66.5	89.0	100	112	165
RPM	1800	1795	1785	1780	1773	1,770	1765	0
Efficiency (%)		89.5	93.6	94.1	94.1	94.1	93.6	
P.F. (%)	6.0	45.0	67.5	77.0	82.0	82.5	83.0	34.0

Motor Speed Data

	LR	Pull-Up	BD	Rated	Idle
Speed (RPM)	0	900	1650	1773	1800
Current (Amps)	217	200	130	36.5	15.0
Torque (ft-lb)	165	155	245	89.0	0.00

Information Block

HP	30.0			
Sync. RPM	1800			
Frame	286			
Enclosure	TEFC			
Construction	TFS			
Voltage	230/460#190/380 V			
Frequency	60 Hz			
Design	B			
LR Code letter	G			
Service Factor	1.15			
Temp Rise @ FL	60 °C			
Duty	CONT			
Ambient	40 °C			
Elevation	1,000 feet			
Rotor/Shaft wk ²	4.6 Lb-Ft ²			
Ref Wdg	K2864159 NONE			
Sound Pressure @ 1M	65 dBA			
VFD Rating	NONE			
Outline Dwg	B-SS311022-1425			
Conn. Diag	A-EE7308			
Additional Specifications:				
0				
0				
EQUIV CKT (OHMS / PHASE)				
R1	R2	X1	X2	Xm
0.1250	0.1360	0.7240	0.9370	17.7850



Speed - Torque Curve

