

PRODUCT INFORMATION PACKET

marathon[®]
Motors

Model No: 286TSTDP4038

Catalog No: E794

Other Purpose Motor, 30 & 25 HP, 3 Ph, 60 & 50 Hz, 230/460 & 190/380 V, 1800 & 1500 RPM,
286TS Frame, DP

Regal and Marathon are trademarks of Regal Rexnord Corporation or one of its affiliated companies.

©2023 Regal Rexnord Corporation, All Rights Reserved. MC017097E

The logo for Regal Rexnord, featuring a stylized 'R' icon followed by the text 'RegalRexnord'.

Nameplate Specifications

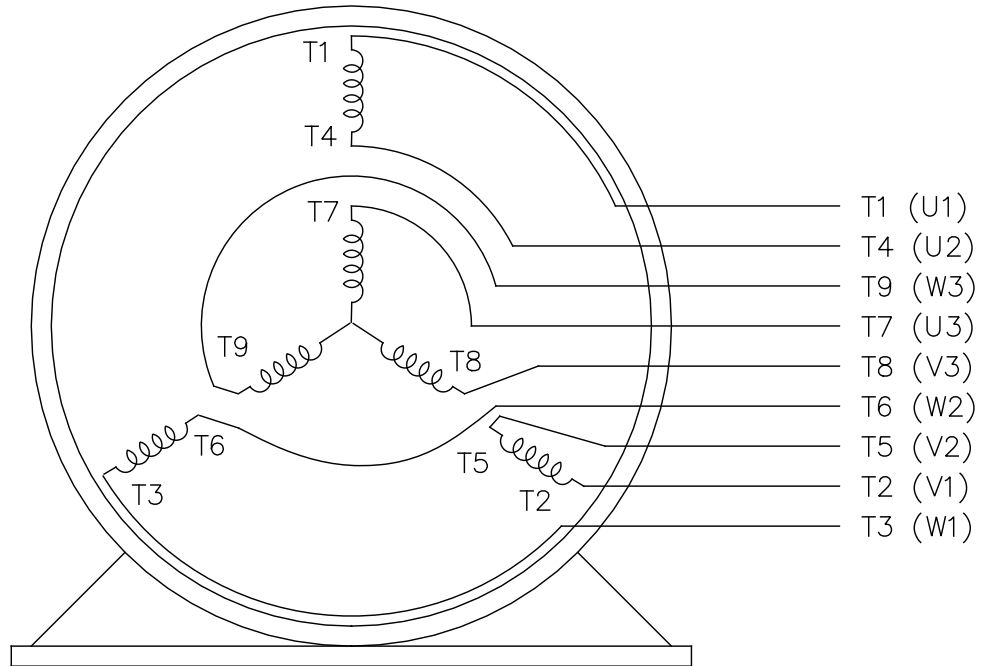
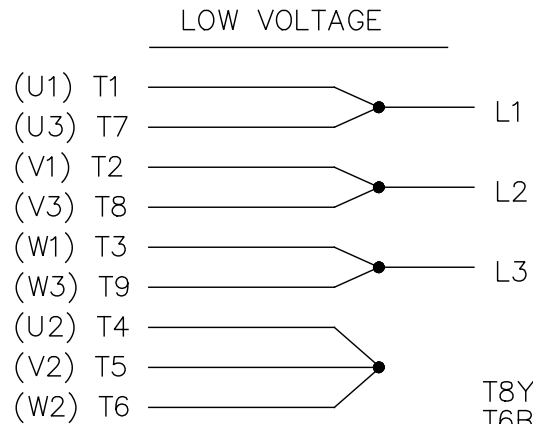
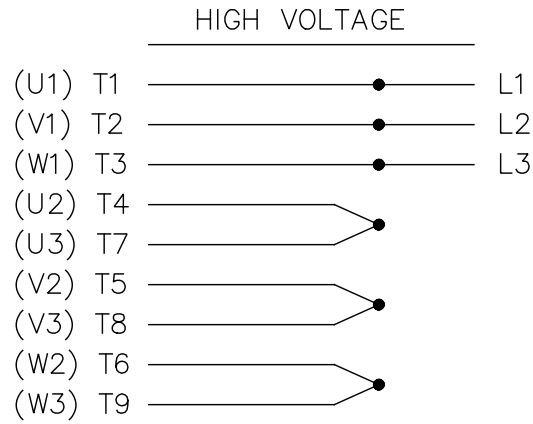
Phase	3	Output HP	30 & 25 Hp
Output KW	22.4 & 18.7 kW	Voltage	230/460 & 190/380 V
Speed	1770 & 1465 rpm	Service Factor	1.15 & 1.15
Frame	286TS	Enclosure	Drip Proof
Thermal Protection	No Protection	Efficiency	92.4 & 91 %
Ambient Temperature	40 °C	Frequency	60 & 50 Hz
Current	72/36 & 73/36.5 A	Power Factor	84
Duty	Continuous	Insulation Class	B
Design Code	B	KVA Code	G
Drive End Bearing Size	6311	Opp Drive End Bearing Size	6210
UL	Recognized	CSA	Y
CE	Y	IP Code	12
Number of Speeds	1		

Technical Specifications

Electrical Type	Squirrel Cage Induction Run	Starting Method	Across The Line
Poles	4	Rotation	Reversible
Resistance Main	.295 Ohms	Mounting	Rigid Base
Motor Orientation	Horizontal	Drive End Bearing	Ball
Opp Drive End Bearing	Ball	Frame Material	Cast Iron
Shaft Type	TS	Overall Length	23.56 in
Frame Length	14.25 in	Shaft Diameter	1.625 in
Shaft Extension	3.25 in	Assembly/Box Mounting	F1/F2 CAPABLE
Connection Drawing	A-EE7308	Outline Drawing	B-SS200031-1425

EE7308

THREE PHASE
DUAL VOLTAGE MOTOR



REF.
WINDING DIAGRAM

T8Y, T2Y, T2BL, T4BX, T2EC, T2G
T6BZ, T2B, T6BL, T4AV, T6B, T4B

OPTIONAL CORD
CONNECTION

L1 — WHITE
L2 — RED
L3 — BLACK

NO.	REVISION	BY & DATE	CHK	ANG	TOLERANCES UNLESS SPECIFIED		FINISH	DRAWN RM 11/20/1990				
					DEC.	INCHES						
5	CHG TO REGAL LOGO	SL 09/10/2015	AB					CHK ML 11/21/1990				
4	REVISED IEC NOTATIONS	MSG 11/15/2011	CMN	.X	±.1			APPD SAS 04/24/2003				
3	ADDED IEC NOTATIONS... (U1), (V1) ETC. MU95194	MSG 5/10/2010	MJS	.XX	±.02		TITLE CONNECTION DIAGRAM	SCALE 1=1				
2	ADDED THE OPTIONAL CORD CONNECTION MU46318	RDH 04/24/2003	DRS	.XXX	±.005		3Ø - DUAL VOLTAGE MOTOR	REF				
1	REDRAWN	RM 11/20/1990		.XXXX	±.0005		MAT'L.	FMF				
					±7'30"			PREV				
THIS DRAWING IN DESIGN AND DETAIL IS OUR PROPERTY AND MUST NOT BE USED EXCEPT IN CONNECTION WITH OUR WORK ALL RIGHTS OF DESIGN AND INVENTION ARE RESERVED THIS IS AN ELECTRONICALLY GENERATED DOCUMENT - DO NOT SCALE THIS PRINT							RFP	CAD FILE ee7308	SIZE A	DRAWING NO. EE7308	PAGE OF 5	REV. 5
							DIST WP					



Regal Beloit America, Inc.