

PRODUCT INFORMATION PACKET

marathon®
Motors

Model No: 284TTGN6533

Catalog No: E547

Hazardous Duty® Explosion Proof Motor, 25 & 20 HP, 3 Ph, 60 & 50 Hz, 230/460 & 190/380 V,
1800 & 1500 RPM, 284T Frame, EPFC



Regal and Marathon are trademarks of Regal Rexnord Corporation or one of its affiliated companies.

©2023 Regal Rexnord Corporation, All Rights Reserved. MC017097E

RegalRexnord

Nameplate Specifications

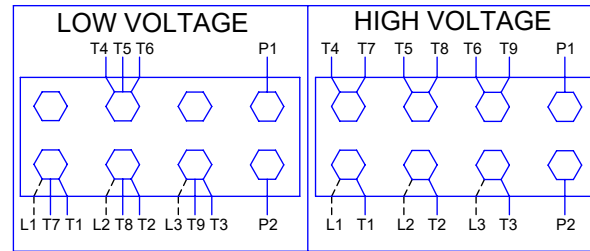
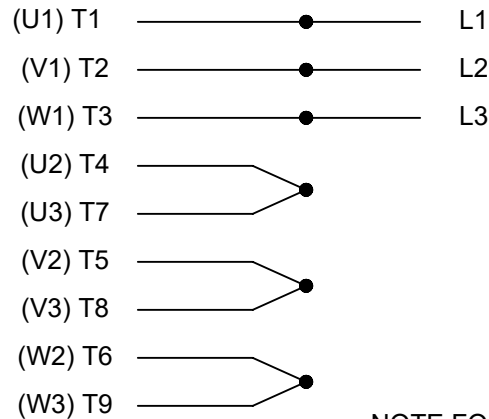
Phase	3	Output HP	25 & 20 Hp
Output KW	18.7 & 14.9 kW	Voltage	230/460 & 190/380 V
Speed	1772 & 1472 rpm	Service Factor	1.15 & 1.15
Frame	284T	Enclosure	Explosion Proof Fan cooled
Thermal Protection	Thermostat	Efficiency	93.6 & 93 %
Ambient Temperature	40 °C	Frequency	60 & 50 Hz
Current	62/31 & 60/30 A	Power Factor	81
Duty	Continuous	Insulation Class	F
Design Code	B	KVA Code	G
Drive End Bearing Size	6311	Opp Drive End Bearing Size	6210
UL	UL Listed And CSA Certified	CSA	Y
CE	N	IP Code	54
Number of Speeds	1	Hazardous Location	DIV 1 EXP PROOF CL I GR CD CL II GR FG T3B

Technical Specifications

Electrical Type	Squirrel Cage Inverter Rated	Starting Method	Line Or Inverter
Poles	4	Rotation	Reversible
Resistance Main	.271 Ohms	Mounting	Rigid Base
Motor Orientation	Horizontal	Drive End Bearing	Ball
Opp Drive End Bearing	Ball	Frame Material	Cast Iron
Shaft Type	T	Overall Length	26.21 in
Frame Length	12.75 in	Shaft Diameter	1.875 in
Shaft Extension	4.82 in	Assembly/Box Mounting	F1 ONLY
Inverter Load	CONSTANT 10:1		
Outline Drawing	B-SS311106-1275	Connection Drawing	A-EE7308T

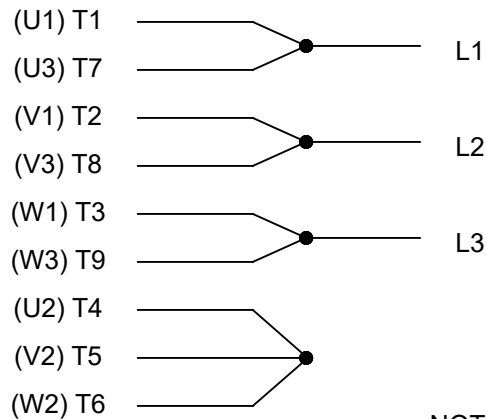
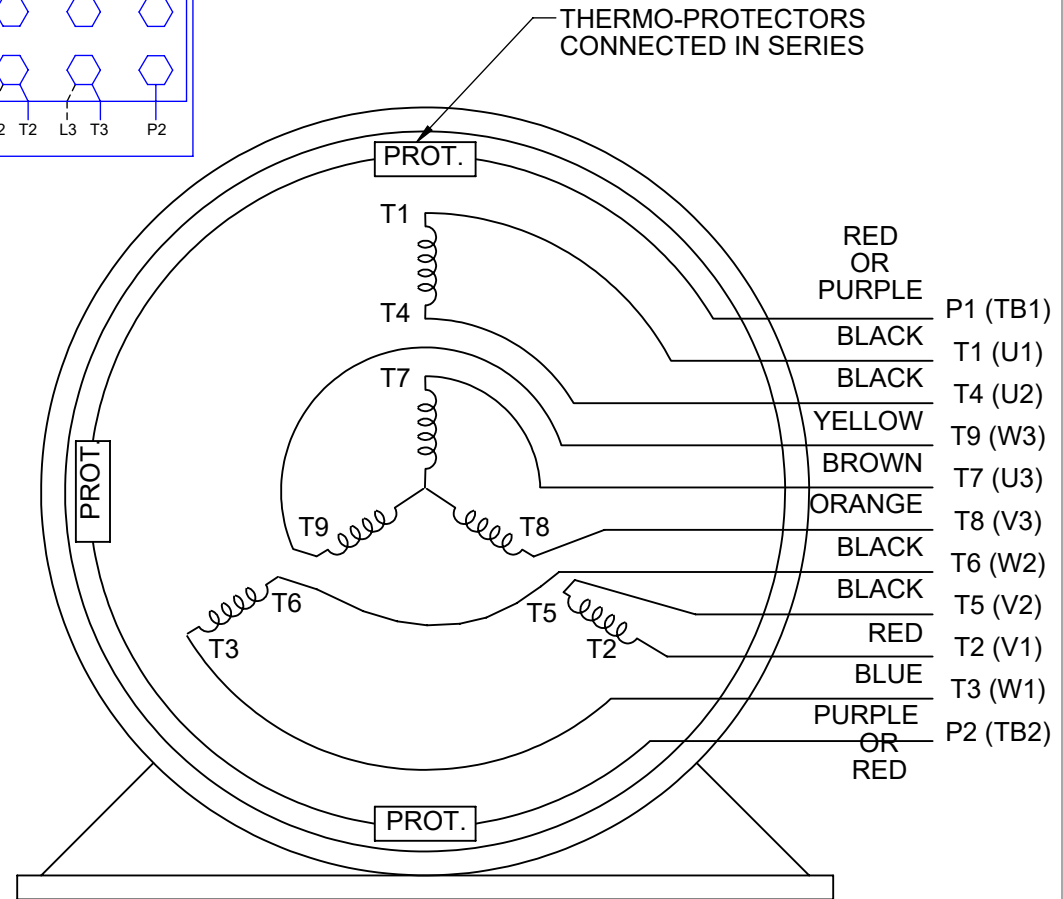


HIGH VOLTAGE



NOTE FOR FACTORY USE ONLY:
 TO SURGE TEST FOR COMMON CONNECT:
 HIGH VOLT: CONNECT P1 TO T1
 THEN P2 TO L1
 LOW VOLT: CONNECT P1 TO T1 & T7,
 THEN P2 TO L1

LOW VOLTAGE

THREE PHASE
DUAL VOLTAGE MOTOR

VIEW OF TERMINAL END

NOTE: LEAD'S COLOR CAN BE YELLOW OR WHITE FOR MT2 PLANT

DRAWING REVISION T	REVISION BY ZR	DATE 01-14-2019
ECO ECO-0159915	APPROVED BY DR	DATE 01-15-2019

ECO DESCRIPTION
ADDED TERMINAL CONNECTION DIAGRAM

COPYRIGHT REGAL BELOIT AMERICA, INC. ALL RIGHTS RESERVED.
 PROPRIETARY AND CONFIDENTIAL INFORMATION - THIS DOCUMENT IS THE PROPERTY OF
 REGAL BELOIT AMERICA, INC. ("OWNER") AND CONTAINS OWNER'S PROPRIETARY
 INFORMATION. ANY PERSON, CORPORATION OR OTHER FIRM RECEIVING IT IS DEEMED,
 BY RECEIVING IT, TO AGREE THAT IT, AND/OR ANY PART OF IT, SHALL NOT BE DISCLOSED
 TO ANY PERSON, CORPORATION OR OTHER ENTITY, DUPLICATED, AND/OR USED, EXCEPT
 AS EXPRESSLY APPROVED IN WRITING IN ADVANCE BY OWNER. THIS DOCUMENT SHALL
 BE RETURNED TO OWNER UPON REQUEST. IT MAY BE SUBJECT TO CERTAIN
 RESTRICTIONS UNDER APPLICABLE EXPORT CONTROL LAWS AND REGULATIONS.

DRAWN BY
SMC

DATE
05-13-1992

APPROVED BY
TB

DATE
05-13-1992

REFERENCE
EE7308/EE7300

THIRD ANGLE
PROJECTION



Regal Beloit America, Inc.

DESCRIPTION

CONN DIAGRAM-INTERNAL
 3 PHASE - DUAL VOLTAGE MOTOR

MATERIAL

PROCESS/FINISH

SIZE
A

DRAWING NUMBER

EE7308T

SHEET
1 OF 1

CERTIFICATION DATA SHEET

Model#: 284TTGN6533 BD
CONN. DIAGRAM: A-EE7308T
OUTLINE: B-SS311106-1275

WINDING#: K2844161 NONE 9
ASSEMBLY: F1 ONLY

TYPICAL MOTOR PERFORMANCE DATA

HP	KW	SYNC. RPM	F.L. RPM	FRAME	ENCLOSURE	KVA CODE	DESIGN
25&20	18.7&14.9	1800	1772&1472	284T	EPFC	G	B

PH	Hz	VOLTS	FL AMPS	START TYPE	DUTY	INSL	S.F	AMB°C	ELEVATION
3	60/50	230/460#190/ 380	62/31&60/30	LINE OR INVERTER	CONTINUOU S	F3	1.15/1.15	40	3300

FULL LOAD EFF: 93.6&93	3/4 LOAD EFF: 94.1	1/2 LOAD EFF: 93.6	GTD. EFF	ELEC. TYPE	NO LOAD AMPS
FULL LOAD PF: 81&81	3/4 LOAD PF: 76	1/2 LOAD PF: 65.5	93	SQ CAGE INV RATED	26 / 13

F.L. TORQUE	LOCKED ROTOR AMPS	L.R. TORQUE	B.D. TORQUE	F.L. RISE°C
74 LB-FT	364 / 182	138 LB-FT 186	185 LB-FT 250	60

SOUND PRESSURE @ 3 FT.	SOUND POWER	ROTOR WK^2	MAX. WK^2	SAFE STALL TIME	STARTS /HOUR	APPROX. MOTOR WGT
65 dBA	75 dBA	4.2 LB-FT^2	175 LB-FT^2	50 SEC.	2	475 LBS.

*** SUPPLEMENTAL INFORMATION ***

DE BRACKET TYPE	ODE BRACKET TYPE	MOUNT TYPE	ORIENTATION	SEVERE DUTY	HAZARDOUS LOCATION	DRIP COVER	SCREENS	PAINT
STANDARD	STANDARD	RIGID	HORIZONTAL	PREMIUM SEVERE DUTY	EXP PROOF CL I GR C&D CL II GR F&G T3B	FALSE	NONE	BLUE (EPOXY)

BEARINGS		GREASE	SHAFT TYPE	SPECIAL DE	SPECIAL ODE	SHAFT MATERIAL	FRAME MATERIAL
DE	OPE						
BALL	BALL	POLYREX EM	T	NONE	NONE	1045 HOT ROLLED (C-204)	CAST IRON
6311	6210						

THERMO-PROTECTORS				THERMISTORS	CONTROL	SPACE /n HEATERS
THERMOSTATS	PROTECTORS	WDG RTDs	BRG RTDs			
TSTATS (N/C)	NOT	NONE	NONE	NONE	FALSE	NONE VOLTS

If Inverter equals NONE, contact factory for further information

*
N
O
T
E
S
*

INVERTER TORQUE: CONSTANT 10:1 INV. HP SPEED RANGE: 1.5 X BASE SPEED
ENCODER: NONE NONE NONE NONE NONE PPR
BRAKE: NONE NONE NONE P/N NONE NONE NONE NONE FT-LB NONE V NONE Hz

DATE: 06/21/2017 09:41:52 AM
 FORM 3531 REV.3 02/07/99
 ** Subject to change without notice.

Data Sheet

Date: 19-06-2017

Customer:

Attention:

Submitted by: FAREEDA DUDEKULA



284TTGN6533

Submittal

Data @ 460 V

Motor Load Data

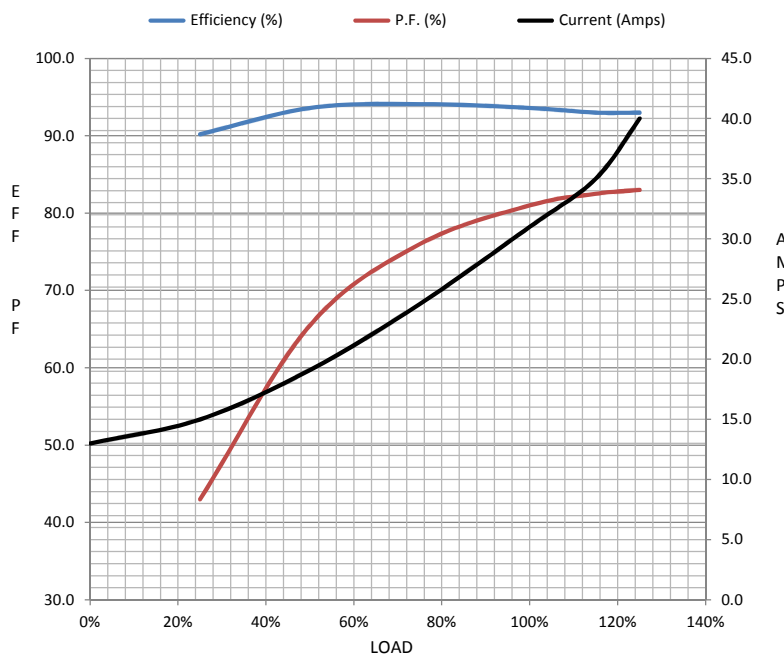
Load	0%	25%	50%	75%	100%	115%	125%	LR	
Current (Amps)	13.0	15.0	19.1	24.6	31.0	35.0	40.0	182	
Torque (ft-lb)	0.00	18.3	37.0	55.5	74.0	85.5	93.0	138	
RPM	1800	1793	1787	1780	1772	1,767	1763	0	
Efficiency (%)		90.2	93.6	94.1	93.6	93.0	93.0		
P.F. (%)	3.0	43.0	65.5	76.0	81.0	82.5	83.0	33.0	

Motor Speed Data

	LR	Pull-Up	BD	Rated	Idle
Speed (RPM)	0	900	1662	1772	1800
Current (Amps)	182	169	108	31.0	13.0
Torque (ft-lb)	138	117	185	74.0	0.00

Information Block

HP	25.0			
Sync. RPM	1800			
Frame	284			
Enclosure	TEFC			
Construction	TFN			
Voltage	230/460#190/38(V			
Frequency	60 Hz			
Design	B			
LR Code letter	G			
Service Factor	1.15			
Temp Rise @ FL	60 ° C			
Duty	CONT			
Ambient	40 ° C			
Elevation	1,000 feet			
Rotor/Shaft wk²	4.2 Lb-Ft²			
Ref Wdg	K2844161 NONE			
Sound Pressure @ 1M	65 dBA			
VFD Rating	CONSTANT 10:1			
Outline Dwg	B-SS311106-1275			
Conn. Diag	A-EE7308T			
Additional Specifications:				
0				
365THFS8036				
EQUIV CKT (OHMS / PHASE)				
R1	R2	X1	X2	Xm
0.1810	0.1570	0.8480	1.0850	19.7750



Speed - Torque Curve

