

PRODUCT INFORMATION PACKET

Model No: 284THFCD19048

Catalog No: W560A-P

XRI®-841 Severe Duty Motor, 25 HP, 3 Ph, 60 Hz, 460 V, 1800 RPM, 284T Frame, TEFC



Regal and Marathon are trademarks of Regal Rexnord Corporation or one of its affiliated companies.

©2024 Regal Rexnord Corporation, All Rights Reserved. MC017097E



Nameplate Specifications

Phase	3	Output HP	25 Hp
Output KW	18.7 kW	Voltage	460 V
Speed	1772 rpm	Service Factor	1.15
Frame	284T	Enclosure	Totally Enclosed Fan Cooled
Thermal Protection	No Protection	Efficiency	93.6 %
Ambient Temperature	40 °C	Frequency	60 Hz
Current	30.0 A	Power Factor	83
Duty	Continuous	Insulation Class	H
Design Code	B	KVA Code	G
Drive End Bearing Size	6311	Opp Drive End Bearing Size	6211
UL	Recognized	CSA	Y
CE	Y	IP Code	56
Number of Speeds	1		

Technical Specifications

Electrical Type	Squirrel Cage Inverter Rated	Starting Method	Line Or Inverter
Poles	4	Rotation	Reversible
Resistance Main	.2988 Ohms	Mounting	Rigid Base
Motor Orientation	Horizontal	Drive End Bearing	Ball
Opp Drive End Bearing	Ball	Frame Material	Cast Iron
Shaft Type	T	Shaft Diameter	1.875 in
Assembly/Box Mounting	F1/F2 CAPABLE	Inverter Load	CONSTANT 10:1/VARIABLE 10:1
Outline Drawing	SS312942-100	Connection Drawing	EE7300

This is an uncontrolled document once printed or downloaded and is subject to change without notice. Date Created:10/18/2024

DASH NO.	4		3				2		1	
	B	C	E	2E	2F	2FF	BA	BS	MOUNTING	FRAME
100	10.83	26.64	5.50	11.00	---	9.50	4.75	4.75	F1 OR F2	284T
200	12.68	28.14			9.50	11.00		5.50		284/286T



DRAWING REVISION D	REVISION BY VS	REV DATE/© DATE 27-10-2020
ECO CR-0000272	APPROVED BY GNK	DATE 27-10-2020
ECO DESCRIPTION DRAWING UPDATED		
<small>COPYRIGHT (PER REVISION DATE) REGAL BELOIT AMERICA, INC. ALL RIGHTS RESERVED. PROPRIETARY AND CONFIDENTIAL INFORMATION - THIS DOCUMENT IS THE PROPERTY OF REGAL BELOIT AMERICA, INC. ("OWNER") AND CONTAINS OWNER'S PROPRIETARY INFORMATION. ANY PERSON, CORPORATION OR OTHER FIRM RECEIVING IT IS DEEMED, BY RECEIVING IT, TO AGREE THAT IT, AND/OR ANY PART OF IT, SHALL NOT BE DISCLOSED TO ANY PERSON, CORPORATION OR OTHER ENTITY, DUPLICATED, AND/OR USED, EXCEPT AS EXPRESSLY APPROVED IN WRITING IN ADVANCE BY OWNER. THIS DOCUMENT SHALL BE RETURNED TO OWNER UPON REQUEST. IT MAY BE SUBJECT TO CERTAIN RESTRICTIONS UNDER APPLICABLE EXPORT CONTROL LAWS AND REGULATIONS.</small>		

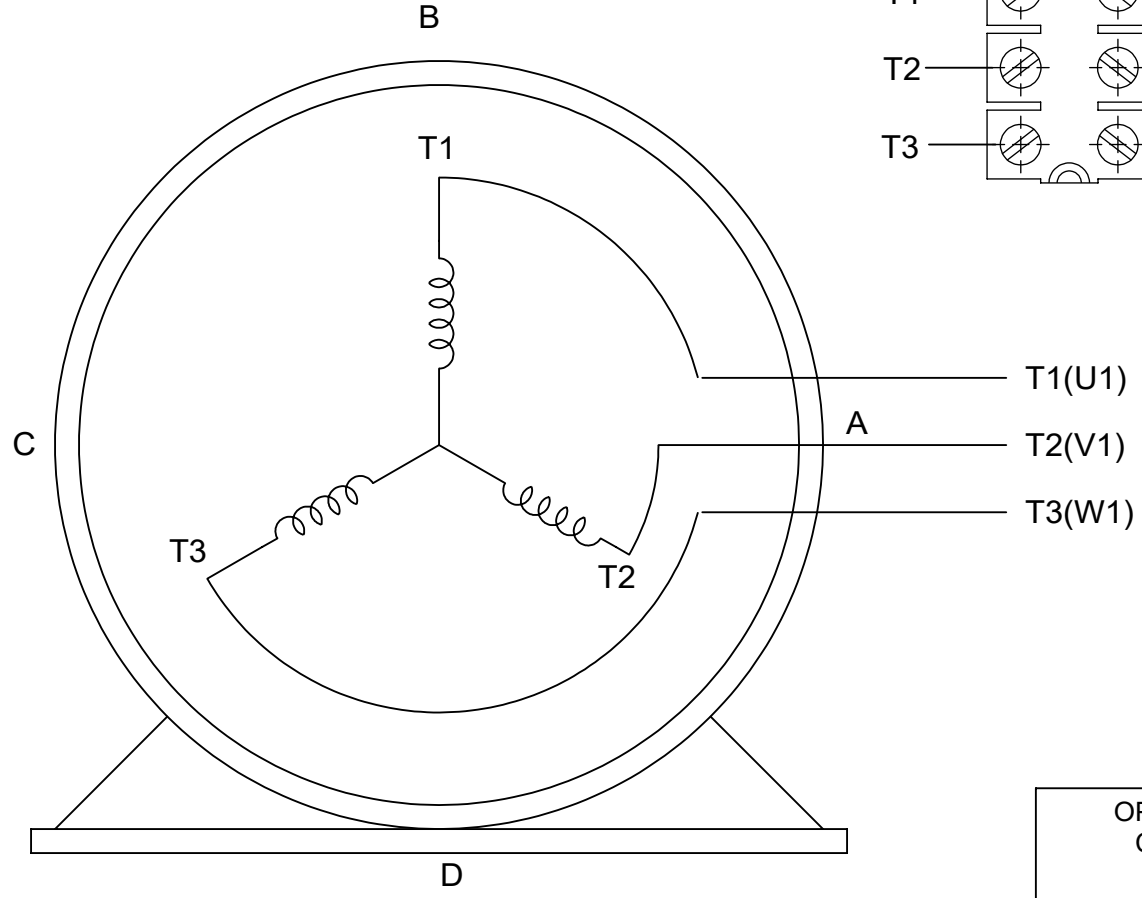
PRIMARY DIMENSIONS ARE INCH
mm DIMENSIONS IN [BRACKETS]
ARE FOR REFERENCE ONLY

DRAWN BY BISWA	REGAL ® Regal Beloit America, Inc.
DATE 24/12/2018	
APPROVED BY SBD	DESCRIPTION OUTLINE 284/286T FR-NEMA-SD & IEEE841
DATE 24/12/2018	MATERIAL
REFERENCE	PROCESS/FINISH
THIRD ANGLE PROJECTION	SIZE B
	DRAWING NUMBER SS312942
	SHEET 1 OF 1

THREE PHASE - SINGLE VOLTAGE
MOTOR - CONDUIT BOX @ 'A'

TERMINAL BLOCK WHEN SPECIFIED

TO REVERSE ROTATION:
INTERCHANGE ANY TWO LINE
LEAD CONNECTIONS



VIEW OF TERMINAL END

OPTIONAL CORD CONNECTION

L1	WHITE
L2	RED
L3	BLACK

DRAWING REVISION AC	REVISION BY BS	REV DATE/© DATE 26/07/2022
REQUEST NUMBER CR-0010402	APPROVED BY SN	DATE 26/07/2022

PRIMARY DIMENSIONS ARE INCH
mm DIMENSIONS IN [BRACKETS]
ARE FOR REFERENCE ONLY

DRAWN BY DA
DATE 03-26-1993
APPROVED BY TB
DATE 03-26-1993
REFERENCE
THIRD ANGLE PROJECTION

		Regal Beloit America, Inc.	
DESCRIPTION CONNECTION DIAGRAM EXTERNAL - SINGLE VOLTAGE - 3Ø MOTOR			
MATERIAL		PROCESS/FINISH	
SIZE A	DRAWING NUMBER EE7300		SHEET 1 OF 1

REQUEST NUMBER DESCRIPTION
DRAWING UPDATED

COPYRIGHT (PER REVISION DATE) REGAL BELOIT AMERICA, INC. ALL RIGHTS RESERVED. PROPRIETARY AND CONFIDENTIAL INFORMATION - THIS DOCUMENT IS THE PROPERTY OF REGAL BELOIT AMERICA, INC. ("OWNER") AND CONTAINS OWNER'S PROPRIETARY INFORMATION. ANY PERSON, CORPORATION OR OTHER FIRM RECEIVING IT IS DEEMED, BY RECEIVING IT, TO AGREE THAT IT, AND/OR ANY PART OF IT, SHALL NOT BE DISCLOSED TO ANY PERSON, CORPORATION OR OTHER ENTITY, DUPLICATED, AND/OR USED, EXCEPT AS EXPRESSLY APPROVED IN WRITING IN ADVANCE BY OWNER. THIS DOCUMENT SHALL BE RETURNED TO OWNER UPON REQUEST. IT MAY BE SUBJECT TO CERTAIN RESTRICTIONS UNDER APPLICABLE EXPORT CONTROL LAWS AND REGULATIONS.



DATA VOLTS: 460

CERTIFICATION DATA SHEET

CONN. DIAGRAM: EE7300
 REFERENCE MODEL #: 284THFCD19048
 OUTLINE: SS312942
 CAT #: W560A-P
 WINDING: HA31804007 NONE 8
 MOUNTING: F1/F2 CAPABLE

TYPICAL MOTOR PERFORMANCE DATA

HP	KW	SYNC RPM	FL RPM	FRAME	ENCLOSURE	TYPE	KVA CODE	DESIGN	
25	18.7	1800	1775	284T	TEFC	TFC	G	B	
PH	HZ	VOLTS	AMPS	START TYPE	DUTY	INSL	S.F.	AMB (° C)	ELEV. (Ft)
3	60	460	30.5	LINE OR INVERTER	CONT	H	1.15	40	3300
F.L. EFF	93.6	3/4 LD EFF	93.6	1/2 LD EFF	93.0	GTD EFF	93.0	ELECT. TYPE	
F.L. PF	83.0	3/4 LD PF	77.5	1/2 LD PF	66.5	93.0	SQ CAGE INV RATED		
F.L. TORQUE	LR AMPS	L.R. TORQUE		B.D. TORQUE		F.L. RISE (° C)			
74.0 LB-FT	182	144 LB-FT	195%	192 LB-FT	259%	55			
SOUND PRESSURE	SOUND	ROTOR WK²	MAX. LOAD WK²	SAFE STALL TIME	STARTS/HOUR	APROX.			
75 dBA	84 dBA	5.2 LB-FT²	175 LB-FT²	20 SEC.	2	493	LB.		
*** SUPPLEMENTAL INFORMATION ***									
DE BRACKET TYPE	ODE BRACKET TYPE	MOUNT TYPE	MOTOR ORIENTATION	SEVERE DUTY	HAZARDOUS LOCATION	DRIP COVER	SCREENS	PAINT	
STANDARD	STANDARD	RIGID	HORIZONTAL	PREMIUM SEVERE DUTY	NONE	NO	NONE	BLUE (EPOXY)	
BEARINGS		GREASE	SHAFT TYPE	SPECIAL DE	SPECIAL ODE	SHAFT MATERIAL	FRAME MATERIAL		
DE	ODE	POLYREX EM	T	NONE	NONE	1045 HOT ROLLED (C-204)	CAST IRON		
BALL 6311	BALL 6211								
THERMOSTATS	PROTECTORS	WDG RTD's	BRG RTD's	THERMISTORS	CONTROL	SPACE HEATERS			
NONE	NOT	NONE	NONE	NONE	FALSE	NA			
R1 (ohms/ph)	R2 (ohms/ph)	X1 (ohms/ph)	X2 (ohms/ph)	Xm (ohms/ph)	VIBRATION (in/sec)				
0.2	0.125	0.742	0.972	19.436	0.080				
* N O T E S *					If Inverter equals NONE, contact factory for further information INVERTER TORQUE: CONSTANT 10:1/VARIABLE 10:1 INV. HP SPEED RANGE: NONE ENCODER: NONE NONE NONE NONE PPR BRAKE: NONE NONE NONE FT-LB: NA VOLTAGE: NONE HZ:				
PREPARED BY: _____ DATE: 5/13/2020									
FORM: 3531 REV_4 2/27/06 ** Subject to change without notice.									

Data Sheet

Date: 5/6/2020
 Customer: _____
 Attention: _____
 Submitted by: _____



284THFCD19048

Submittal

Data @ 460 V

Motor Load Data

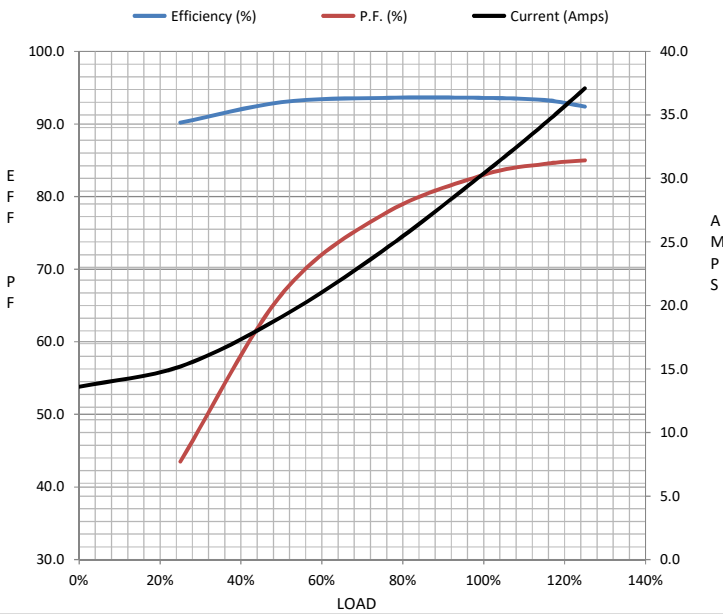
Load	0%	25%	50%	75%	100%	115%	125%	LR
Current (Amps)	13.6	15.2	19.1	24.3	30.4	34.3	37.1	182
Torque (ft-lb)	0.00	18.3	36.7	55.2	74.0	85.2	93.0	144
RPM	1800	1795	1788	1782	1775	1,772	1770	0
Efficiency (%)		90.2	93.0	93.6	93.6	93.3	92.4	
P.F. (%)	5.0	43.5	66.5	77.5	83.0	84.5	85.0	36.0

Motor Speed Data

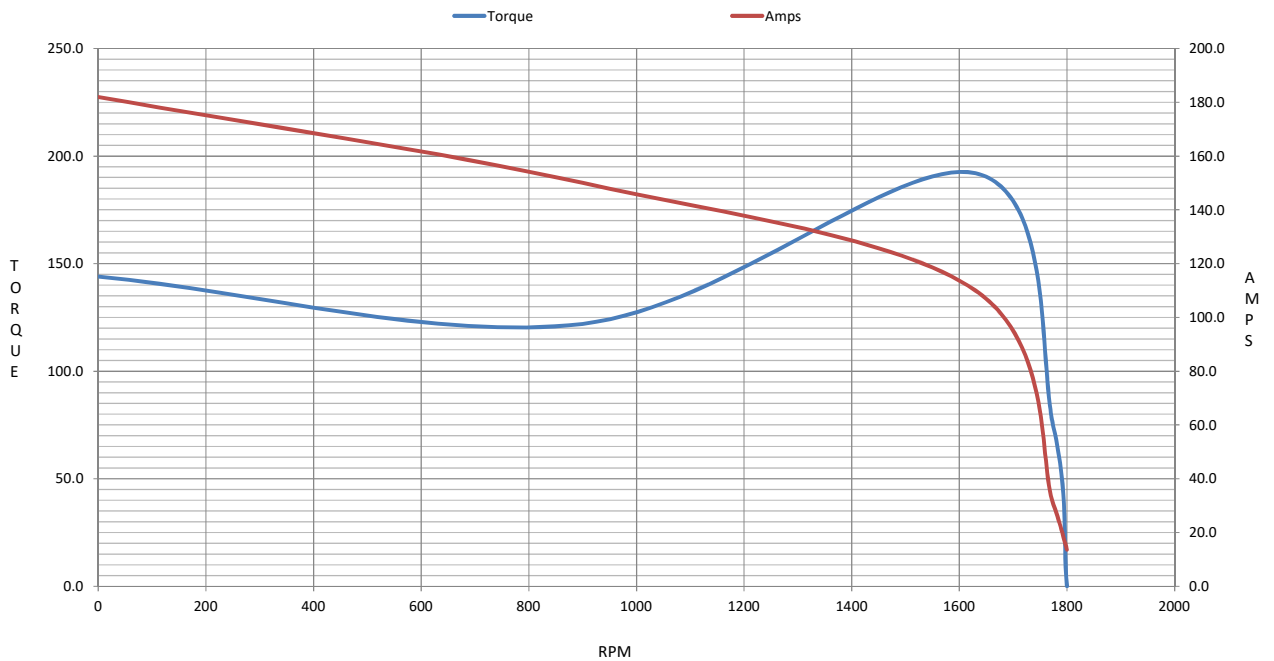
	LR	Pull-Up	BD	Rated	Idle
Speed (RPM)	0	900	1630	1775	1800
Current (Amps)	182	150	110	30.4	13.6
Torque (ft-lb)	144	122	192	74.0	0.00

Information Block

HP	25.0			
Sync. RPM	1800			
Frame	284			
Enclosure	TEFC			
Construction	TFC			
Voltage	460 V			
Frequency	60 Hz			
Design	B			
LR Code letter	G			
Service Factor	1.15			
Temp Rise @ FL	55 ° C			
Duty	CONT			
Ambient	40 ° C			
Elevation	3,300 feet			
Rotor/Shaft wk ²	5.2 Lb-Ft ²			
Ref Wdg	HA31804007 NONE			
Sound Pressure @ 1M	75 dBA			
VFD Rating	CONSTANT 10:1/VARIABLE 10:1			
Outline Dwg	SS312942			
Conn. Diag	EE7300			
Additional Specifications:				
0				
0				
EQUIV CKT (OHMS / PHASE)				
R1	R2	X1	X2	Xm
0.2000	0.1250	0.7420	0.9720	19.4360



Speed -Torque Curve



EC Declaration of Conformity

The undersigned representing
the manufacturer:

Regal Beloit America
100 East Randolph St.
Wausau, WI 54401

and the authorized representative
established within the Community:

Marathon Electric UK
6F Thistleton Road Ind. Estate
Market Overton
Oakham, Rutland LE15 7PP UK

are committed to providing customers with products that comply with applicable regulations and international protocols to which they are subject, including the requirements of the European Parliament Directive on the Harmonization of the laws relating to electrical equipment designed for use within certain voltage limits (2014/35/EU).

Regal Beloit America declares that the following product(s), to which this declaration relates, are in conformity with the relevant sections of the EC standards listed below.

This statement supersedes any statements previously issued pertaining to the product(s) listed below and is subject to change without notice.

Model No : 284THFCD19048

(Model No. may contain prefix and/or suffix characters)

Catalog No : W560A-P

Rework No : N/A

Directives :

Low Voltage Directive 2014/35/EU

Harmonized Standards Used :

EN 60034-1: 2010 (IEC 60034-1: 2010)

EN 60034-5: 2001/A1:2007 (IEC 60034-5: 2000/A1:2006)

Authorized Representative:



Michael A. Logsdon
Vice President, Technology

Authorized Representative in the Community:



Julian Clark
Marketing Engineer

Created on 09/01/2022

CE 22