


PRODUCT INFORMATION PACKET

marathon®
Motors

Model No: 256TTFCD6095

Catalog No: GT3520A

Globetrotter® Close-Coupled Pump Motor, 10 HP, 3 Ph, 60 Hz, 575 V, 1200 RPM, 256JP Frame, TEFC



Regal and Marathon are trademarks of Regal Rexnord Corporation or one of its affiliated companies.
©2024 Regal Rexnord Corporation, All Rights Reserved. MC017097E

RegalRexnord

Nameplate Specifications

Phase	3	Output HP	10 Hp
Output KW	7.5 kW	Voltage	575 V
Speed	1180 rpm	Service Factor	1.15
Frame	256JP	Enclosure	Totally Enclosed Fan Cooled
Thermal Protection	No Protection	Efficiency	91 %
Ambient Temperature	40 °C	Frequency	60 Hz
Current	10.3 A	Power Factor	80.5
Duty	Continuous	Insulation Class	F
Design Code	B	KVA Code	G
Drive End Bearing Size	6309	Opp Drive End Bearing Size	6209
UL	Listed	CSA	Y
CE	Y	IP Code	55
Number of Speeds	1	Hazardous Location	DIVISION 2 T2B

Technical Specifications

Electrical Type	Squirrel Cage Inverter Rated	Starting Method	Line Or Inverter
Poles	6	Rotation	Reversible
Resistance Main	1.21 Ohms	Mounting	Rigid Base
Motor Orientation	Horizontal	Drive End Bearing	Ball
Opp Drive End Bearing	Ball	Frame Material	Cast Iron
Shaft Type	JP	Overall Length	30.76 in
Frame Length	11.73 in	Shaft Diameter	1.250 in
Shaft Extension	8.37 in	Assembly/Box Mounting	F1/F2 CAPABLE
Inverter Load	CONSTANT 10:1/VARIABLE 10:1		
Connection Drawing	EE7300	Outline Drawing	SS620809-200

THREE PHASE - SINGLE VOLTAGE
MOTOR - CONDUIT BOX @ 'A'

TO REVERSE ROTATION:
INTERCHANGE ANY TWO LINE
LEAD CONNECTIONS

TERMINAL BLOCK WHEN SPECIFIED

IF MOTOR HAS 9 LEADS

T1(U1) T1(U1) T1(U1) → L1

T2(V1) T2(V1) T2(V1) → L2

T3(W1) T3(W1) T3(W1) → L3

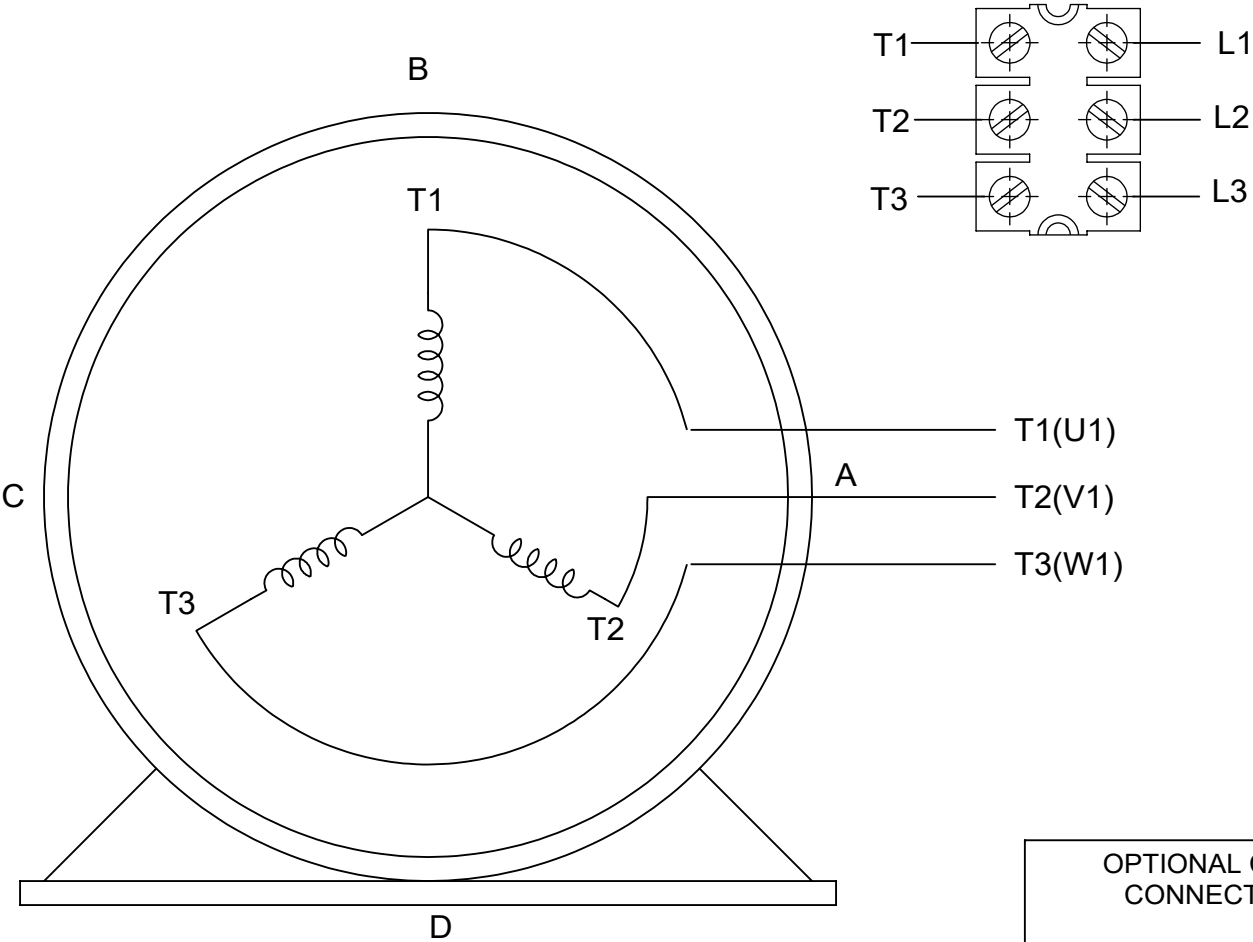
IF MOTOR HAS 6 LEADS

T1(U1) T1(U1) → L1

T2(V1) T2(V1) → L2

T3(W1) T3(W1) → L3

A-9806 DECAL



OPTIONAL CORD CONNECTION	
L1	WHITE
L2	RED
L3	BLACK

DRAWING REVISION AC	REVISION BY BS	REV DATE/© DATE 26/07/2022
REQUEST NUMBER CR-0010402	APPROVED BY SN	DATE 26/07/2022
REQUEST NUMBER DESCRIPTION DRAWING UPDATED		
COPYRIGHT (PER REVISION DATE) REGAL BELOIT AMERICA, INC. ALL RIGHTS RESERVED. PROPRIETARY AND CONFIDENTIAL INFORMATION - THIS DOCUMENT IS THE PROPERTY OF REGAL BELOIT AMERICA, INC. ("OWNER") AND CONTAINS OWNER'S PROPRIETARY INFORMATION. ANY PERSON, CORPORATION OR OTHER FIRM RECEIVING IT IS DEEMED, BY RECEIVING IT, TO AGREE THAT IT, AND/OR ANY PART OF IT, SHALL NOT BE DISCLOSED TO ANY PERSON, CORPORATION OR OTHER ENTITY, DUPLICATED, AND/OR USED, EXCEPT AS EXPRESSLY APPROVED IN WRITING IN ADVANCE BY OWNER. THIS DOCUMENT SHALL BE RETURNED TO OWNER UPON REQUEST. IT MAY BE SUBJECT TO CERTAIN RESTRICTIONS UNDER APPLICABLE EXPORT CONTROL LAWS AND REGULATIONS.		

PRIMARY DIMENSIONS ARE INCH
mm DIMENSIONS IN [BRACKETS]
ARE FOR REFERENCE ONLY

DRAWN BY DA
DATE 03-26-1993
APPROVED BY TB
DATE 03-26-1993
REFERENCE
THIRD ANGLE PROJECTION

Regal Beloit America, Inc.	
DESCRIPTION CONNECTION DIAGRAM EXTERNAL - SINGLE VOLTAGE - 3Ø MOTOR	
MATERIAL	PROCESS/FINISH
SIZE A	DRAWING NUMBER EE7300
SHEET 1 OF 1	

Uncontrolled Copy



**P.O. BOX 8003
WAUSAU, WI 54401-8003
PH. 715-675-3311**

CERTIFICATION DATA SHEET**CUSTOMER:****CUSTOMER PO#:****ORDER #:****MODEL #:** 256TTFCD6095 AA**CONN. DIAGRAM:** EE7300**CUSTOMER PART****#:****OUTLINE:** SS620809**MOUNTING:** F1/F2 CAPABLE**WINDING #:** HE31606006 3**TYPICAL MOTOR PERFORMANCE DATA**

HP	kW	SYNC. RPM	F.L. RPM	FRAME	ENCLOSURE	KVA CODE	DESIGN
10	7.50	1200	1180	256JP	TEFC	G	B

PH	Hz	VOLTS	AMPS	START TYPE	DUTY	INSL	S.F.	AMB°C
3	60	575	10.3	LINE OR INVERTER	CONTINUOUS	F7	1.15	40

FULL LOAD EFF: 91	3/4 LOAD EFF: 91	1/2 LOAD EFF: 90.2	GTD. EFF	ELEC. TYPE
FULL LOAD PF: 80.5	3/4 LOAD PF: 75	1/2 LOAD PF: 64	90.2	SQ CAGE INV RATED

F.L. TORQUE	LOCKED ROTOR AMPS	L.R. TORQUE	B.D. TORQUE	F.L. RISE°C
44.5 LB-FT	60.8	87 LB-FT 195 %	106 LB-FT 238 %	45

SOUND PRESSURE @ 3 FT.	SOUND POWER	ROTOR WK^2	MAX. WK^2	SAFE STALL TIME	STARTS / HOUR	APPROX. MOTOR WGT
56 dBA	66 dBA	2.9 LB-FT^2	200 LB-FT^2	20 SEC.	2	375 LBS.

***** SUPPLEMENTAL INFORMATION *****

DE BRACKET TYPE	ODE BRACKET TYPE	MOUNT TYPE	ORIENTATION	SEVERE DUTY	HAZARDOUS LOCATION	DRIP COVER	SCREENS	PAINT
C-FACE	STANDARD	RIGID	HORIZONTAL	FALSE	DIVISION 2 T2B	FALSE	NONE	BLUE (ENAMEL)

BEARINGS	GREASE	SHAFT TYPE	SPECIAL DE	SPECIAL ODE	SHAFT MATERIAL	FRAME MATERIAL
DE BALL 6309	ODE BALL 6209	POLYREX EM	JP	NONE	NONE	1045 HOT ROLLED (C-204) CAST IRON

THERMO-PROTECTORS				THERMISTORS	CONTROL	SPACE HEATERS
THERMOSTATS	PROTECTORS	WDG RTDs	BRG RTDs			
NONE	NOT	NONE	NONE	NONE	FALSE	NONE VOLTS

*

N

O

T

E

S

*

INVERTER**TORQUE:** CONSTANT 20:1/VARIABLE 20:1**INV. HP SPEED RANGE:** NONE**ENCODER:** NONE

NONE NONE

NONE NONE PPR

BRAKE: NONE NONE

NONE P/N NONE

NONE NONE

NONE FT-LB NONE V NONE Hz

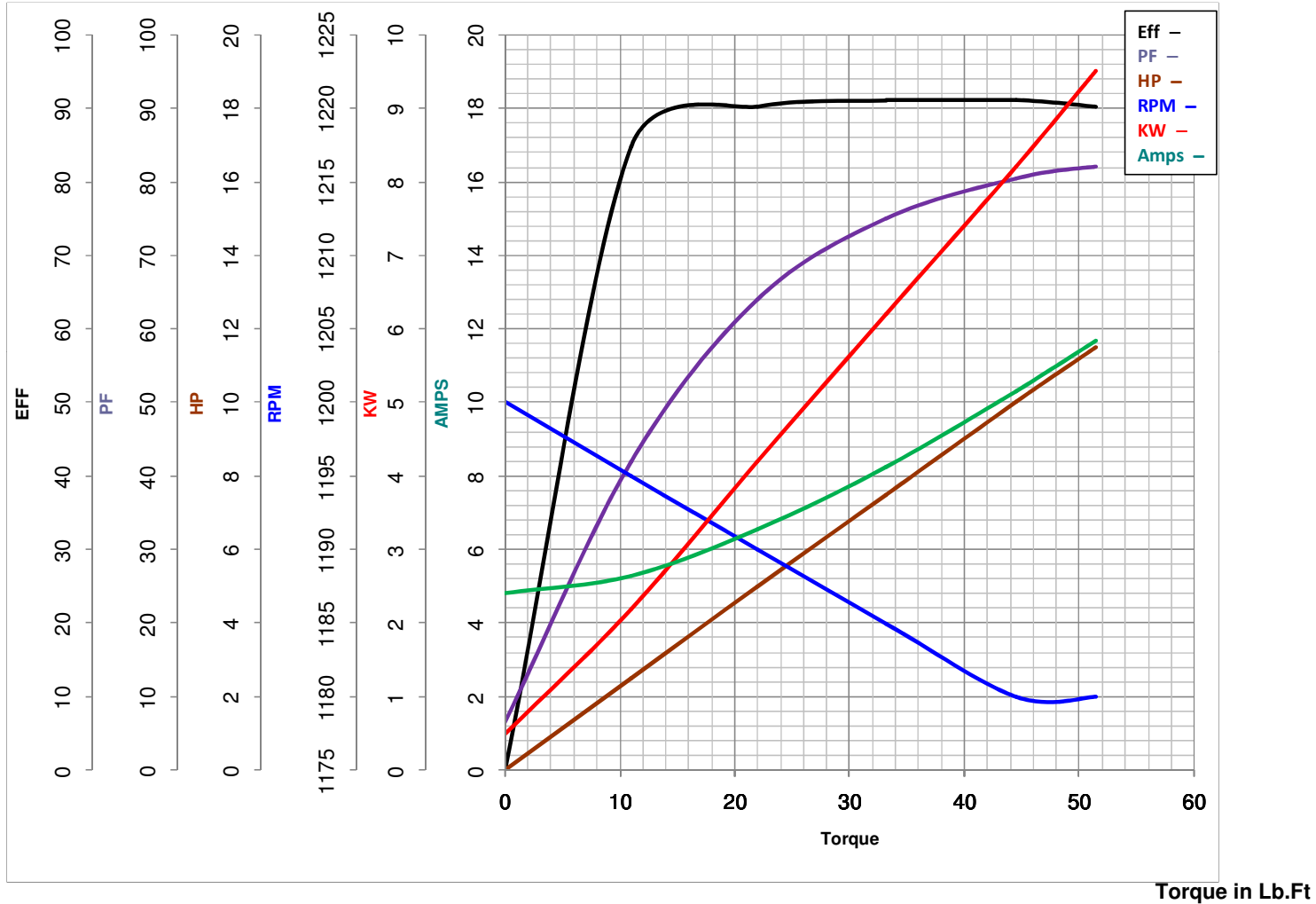
PREPARED BY: Anusha Muthyala**DATE:** 05/04/2018 12:31:19 AM

FORM 3531 REV.3 02/07/99

** Subject to change without notice.

MARATHON ELECTRIC CORPORATION

TYPICAL PERFORMANCE CURVE for AC MOTOR

Customer**Curve at**575**Volts****HP** 10.00**PHASE** 3**Model No** 256TTFCD609560**HZ****VOLTS** 57510**HP****Catalog No** GT3520A**HZ** 60**RPM** 1180**FL TORQUE** 44.5 **Lb.Ft****BD TORQUE** 106.0 **Lb.Ft****LR TORQUE** 87 **Lb.Ft****FL AMPS** 10.3**PU TORQUE** 73.5 **Lb.Ft****LR AMPS** 60.8**WINDING** HE31606006-3**Prepared By**

ANUSHA M

Date

5/4/2018

EC Declaration of Conformity

The undersigned representing
the manufacturer:

Regal Beloit America
100 East Randolph St.
Wausau, WI 54401

and the authorized representative
established within the Community:

Marathon Electric UK
6F Thistleton Road Ind. Estate
Market Overton
Oakham, Rutland LE15 7PP UK

are committed to providing customers with products that comply with applicable regulations and international protocols to which they are subject, including the requirements of the European Parliament Directive on the Harmonization of the laws relating to electrical equipment designed for use within certain voltage limits (2014/35/EU).

Regal Beloit America declares that the following product(s), to which this declaration relates, are in conformity with the relevant sections of the EC standards listed below.

This statement supersedes any statements previously issued pertaining to the product(s) listed below and is subject to change without notice.

Model No : 256TTFCD6095

(Model No. may contain prefix and/or suffix characters)

Catalog No : GT3520A

Rework No : N/A

Directives :

Low Voltage Directive 2014/35/EU

Harmonized Standards Used :

EN 60034-1: 2010 (IEC 60034-1: 2010)

EN 60034-5: 2001/A1:2007 (IEC 60034-5: 2000/A1:2006)

Authorized Representative:



Michael A. Logsdon
Vice President, Technology

Authorized Representative in the Community:



Julian Clark
Marketing Engineer

Created on 09/01/2022

CE 22