

PRODUCT INFORMATION PACKET

marathon[®]
Motors

Model No: 254TTGP7021

Catalog No: C307

Other Purpose Motor, 15 & 10 HP, 3 Ph, 60 & 50 Hz, 230/460 & 190/380 V, 3600 & 3000 RPM,
254TC Frame, EPFC

Regal and Marathon are trademarks of Regal Rexnord Corporation or one of its affiliated companies.

©2023 Regal Rexnord Corporation, All Rights Reserved. MC017097E

The logo for Regal Rexnord, featuring a stylized 'R' icon followed by the text 'RegalRexnord'.

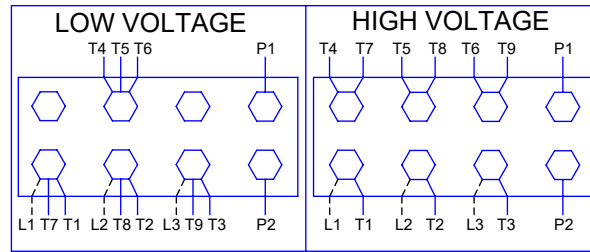
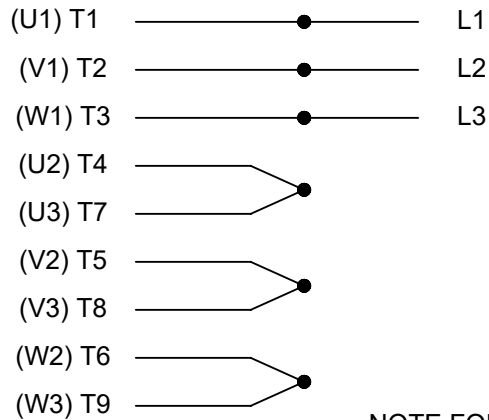
Nameplate Specifications

Phase	3	Output HP	15 & 10 Hp
Output KW	11.2 & 7.5 kW	Voltage	230/460 & 190/380 V
Speed	3515 & 2940 rpm	Service Factor	1.0 & 1.0
Frame	254TC	Enclosure	Explosion Proof Fan cooled
Thermal Protection	No Protection	Efficiency	85.5 & 88.5 %
Ambient Temperature	40 °C	Frequency	60 & 50 Hz
Current	39/19.4 & 31/15.5 A	Power Factor	85
Duty	Continuous	Insulation Class	F
Design Code	B	KVA Code	G
Drive End Bearing Size	6309	Opp Drive End Bearing Size	6207
UL	Listed	CSA	Y
CE	N	IP Code	54
Number of Speeds	1		

Technical Specifications

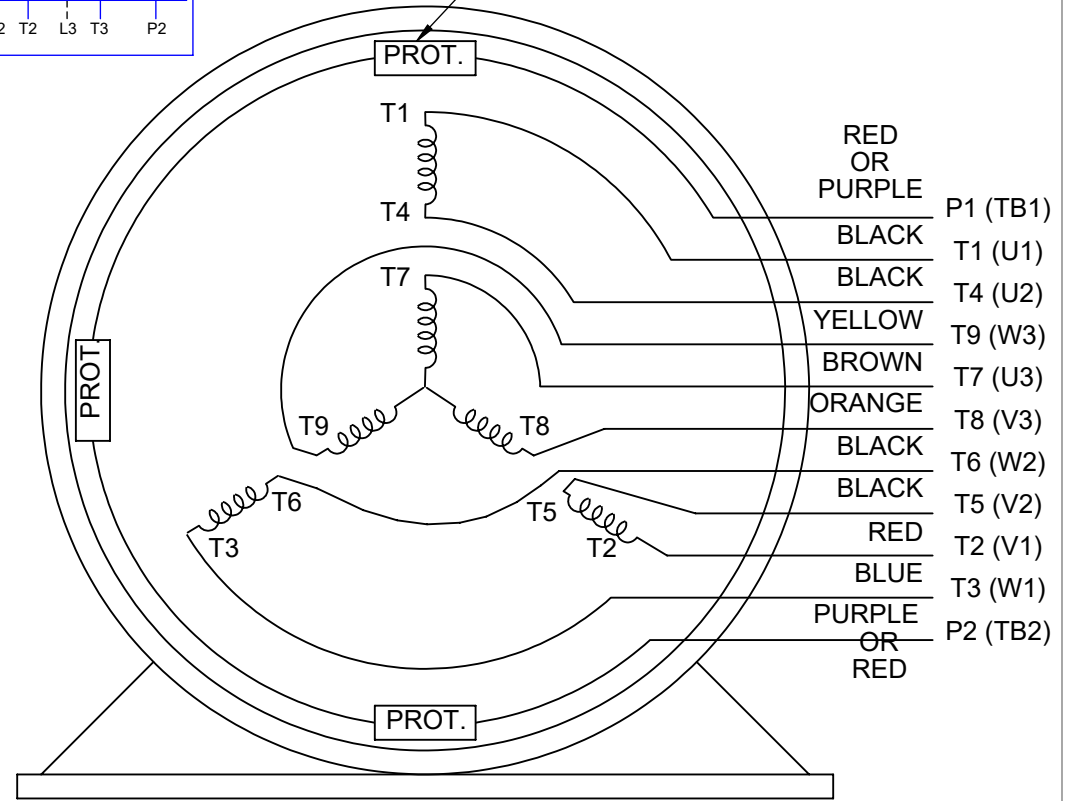
Electrical Type	Squirrel Cage Inverter Rated	Starting Method	Line Or Inverter
Poles	2	Rotation	Reversible
Resistance Main	.894 Ohms	Mounting	Round
Motor Orientation	Horizontal	Drive End Bearing	Ball
Opp Drive End Bearing	Ball	Frame Material	Cast Iron
Shaft Type	T	Overall Length	24.19 in
Frame Length	11.75 in	Shaft Diameter	1.625 in
Shaft Extension	4 in	Assembly/Box Mounting	F1 ONLY
Connection Drawing	A-EE7308T	Outline Drawing	B-SS203008-1175

HIGH VOLTAGE



**THREE PHASE
DUAL VOLTAGE MOTOR**

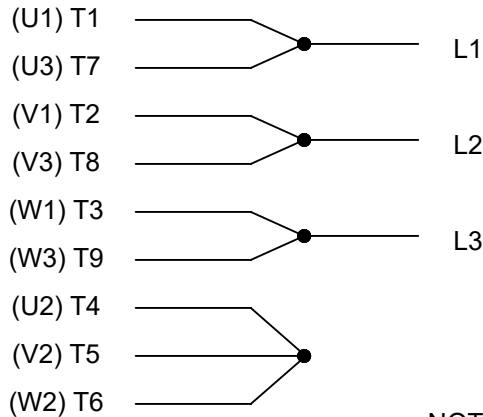
THERMO-PROTECTORS
CONNECTED IN SERIES



VIEW OF TERMINAL END

NOTE FOR FACTORY USE ONLY:
TO SURGE TEST FOR COMMON CONNECT:
HIGH VOLT: CONNECT P1 TO T1
THEN P2 TO L1
LOW VOLT: CONNECT P1 TO T1 & T7,
THEN P2 TO L1

LOW VOLTAGE



NOTE: LEAD'S COLOR CAN BE YELLOW OR WHITE FOR MT2 PLANT

DRAWING REVISION T	REVISION BY ZR	DATE 01-14-2019		DRAWN BY SMC	Regal Beloit America, Inc.
ECO ECO-0159915	APPROVED BY DR	DATE 01-15-2019		DATE 05-13-1992	
ECO DESCRIPTION ADDED TERMINAL CONNECTION DIAGRAM				APPROVED BY TB	DESCRIPTION CONN DIAGRAM-INTERNAL 3 PHASE - DUAL VOLTAGE MOTOR
<small>COPYRIGHT REGAL BELOIT AMERICA, INC. ALL RIGHTS RESERVED. PROPRIETARY AND CONFIDENTIAL INFORMATION - THIS DOCUMENT IS THE PROPERTY OF REGAL BELOIT AMERICA, INC. ("OWNER") AND CONTAINS OWNER'S PROPRIETARY INFORMATION. ANY PERSON, CORPORATION OR OTHER FIRM RECEIVING IT IS DEEMED, BY RECEIVING IT, TO AGREE THAT IT, AND/OR ANY PART OF IT, SHALL NOT BE DISCLOSED TO ANY PERSON, CORPORATION OR OTHER ENTITY, DUPLICATED, AND/OR USED, EXCEPT AS EXPRESSLY APPROVED IN WRITING IN ADVANCE BY OWNER. THIS DOCUMENT SHALL BE RETURNED TO OWNER UPON REQUEST. IT MAY BE SUBJECT TO CERTAIN RESTRICTIONS UNDER APPLICABLE EXPORT CONTROL LAWS AND REGULATIONS.</small>			DATE 05-13-1992	MATERIAL	PROCESS/FINISH
			REFERENCE EE7308/EE7300	THIRD ANGLE PROJECTION	SIZE A