

PRODUCT INFORMATION PACKET



Model No: 254TTDX4028

Catalog No: E908

15 HP General Purpose Motor, 3 phase, 1800 RPM, 200 V, 254T Frame, ODP
General Purpose Motors

Regal and Marathon are trademarks of Regal Rexnord Corporation or one of its affiliated companies.
©2021 Regal Rexnord Corporation, All Rights Reserved. MC017097E



Nameplate Specifications

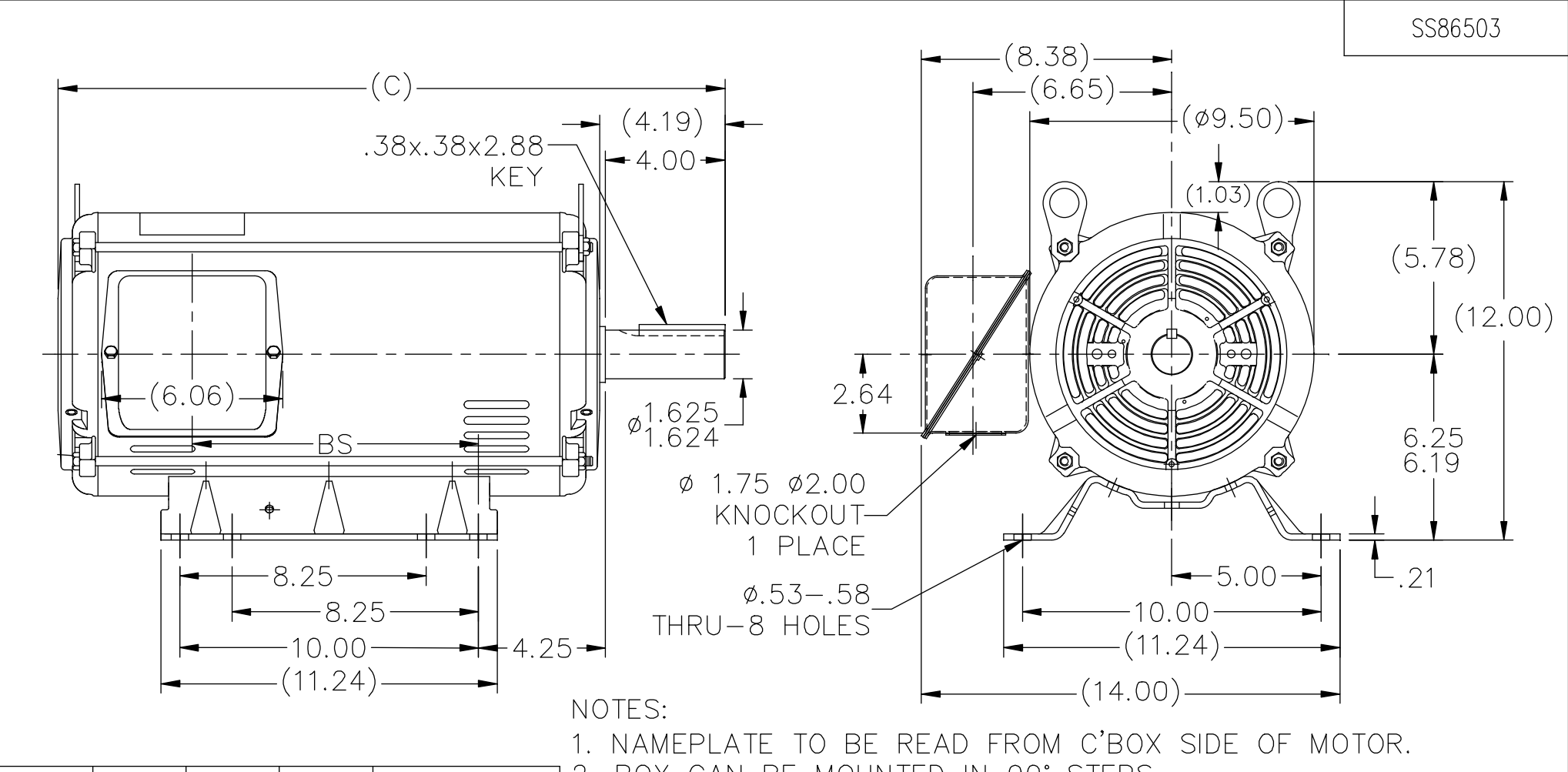
Output HP	15 Hp	Output KW	11.2 kW
Frequency	60 Hz	Voltage	200 V
Current	44.0 A	Speed	1760 rpm
Service Factor	1.15	Phase	3
Efficiency	91 %	Power Factor	80.2
Duty	Continuous	Insulation Class	B
Design Code	B	KVA Code	G
Frame	254T	Enclosure	Drip Proof
Thermal Protection	No	Ambient Temperature	40 °C
Drive End Bearing Size	6309	Opp Drive End Bearing Size	6208
UL	Recognized	CSA	Y
CE	Y	IP Code	12
Number of Speeds	1		

Technical Specifications

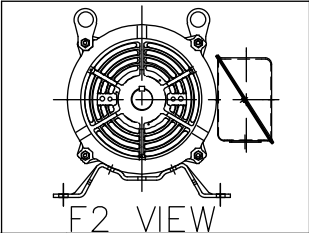
Electrical Type	Squirrel Cage Induction Run	Starting Method	Across The Line
Poles	4	Rotation	Reversible
Resistance Main	.62 Ohms	Mounting	Rigid Base
Motor Orientation	Horizontal	Drive End Bearing	Ball
Opp Drive End Bearing	Ball	Frame Material	Rolled Steel
Shaft Type	T	Overall Length	22.32 in
Frame Length	15.45 in	Shaft Diameter	1.625 in
Shaft Extension	4.19 in	Assembly/Box Mounting	F1/F2 Capable
Outline Drawing	A-SS86503-1545	Connection Drawing	A-EE7300

This is an uncontrolled document once printed or downloaded and is subject to change without notice. Date Created:10/11/2021

SS86503



1. NAMEPLATE TO BE READ FROM C'BOX SIDE OF MOTOR.
2. BOX CAN BE MOUNTED IN 90° STEPS.
3. BOX CAN BE MOUNTED ON OPPOSITE SIDE BY REMOVING BRACKETS AND TURNING FRAME 180°. (EXCEPT AS NOTED.)
4. F2 MOUNT —USES 2ND HOLE ON 1370 FRAME.



DASH	FR.	C	BS	MOUNTING
1370	254T	20.57	7.68	F1 OR F2
1545	254T/256T	22.32	9.43	F1 OR F2

8	ADDED F2 VIEW	UD 11/13/13	GR	TOLERANCES UNLESS SPECIFIED	
7	UPDATED DRAWING	TJW 04/27/2007		DEC.	INCHES
6	REDRAWN IN AUTOCAD	TAT 05-19-2005	ML	.X	±.1
5	UPDATED CONDUIT BOX CN 28427	TJB 01-31-2000		.XX	±.03
4	ADDED NOTE #4 FOR F2 MOUNT CN 24000-581	MH 06-10-1997		.XXX	±.005
3	DASH 1545 WAS FOR 256T FR. ONLY CN 18683	KL 09-12-1994		.XXXX	±.0005
NO.	REVISION	BY & DATE	CHK	ANG	±7'30"



TITLE OUTLINE
250 FR. - BB - DR.PR.

MAT'L.

FINISH

DRAWN SMC 04-22-1993

CHK MOL 04-23-1993

APPD DRN 09-13-1993

SCALE 1=5

REF

FMF

[PREV](#)

THIS DRAWING IN DESIGN AND DETAIL IS OUR PROPERTY AND MUST NOT BE USED EXCEPT
IN CONNECTION WITH OUR WORK ALL RIGHTS OF DESIGN AND INVENTION ARE RESERVED
THIS IS AN ELECTRONICALLY GENERATED DOCUMENT – DO NOT SCALE THIS PRINT

RFP	
DIST	LB

CAD FILE ss86503

SIZE
A

DRAWING NO.	PAGE	OF	REV.
SS86503			8

THREE PHASE - SINGLE VOLTAGE
MOTOR - CONDUIT BOX @ 'A'

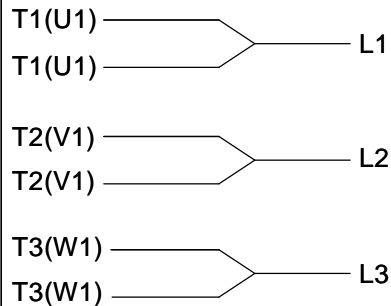
TO REVERSE ROTATION:
INTERCHANGE ANY TWO
LINE LEAD CONNECTIONS.

TERMINAL BLOCK WHEN SPECIFIED



VIEW OF TERMINAL END

IF MOTOR HAS
6 LEADS



A-9806 DECAL

OPTIONAL CORD
CONNECTION



DRAWING REVISION AB	REVISION BY JJB	DATE 06-27-2017
ECO ECO-0125361	APPROVED BY TB	DATE 06-27-2017
ECO DESCRIPTION UPDATED TO CURRENT STANDARDS		
<small>COPYRIGHT REGAL BELOIT AMERICA, INC. ALL RIGHTS RESERVED. PROPRIETARY AND CONFIDENTIAL INFORMATION - THIS DOCUMENT IS THE PROPERTY OF REGAL BELOIT AMERICA, INC. ("OWNER") AND CONTAINS OWNER'S PROPRIETARY INFORMATION. ANY PERSON, CORPORATION OR OTHER FIRM RECEIVING IT IS DEEMED, BY RECEIVING IT, TO AGREE THAT IT, AND/OR ANY PART OF IT, SHALL NOT BE DISCLOSED TO ANY PERSON, CORPORATION OR OTHER ENTITY, DUPLICATED, AND/OR USED, EXCEPT AS EXPRESSLY APPROVED IN WRITING IN ADVANCE BY OWNER. THIS DOCUMENT SHALL BE RETURNED TO OWNER UPON REQUEST. IT MAY BE SUBJECT TO CERTAIN RESTRICTIONS UNDER APPLICABLE EXPORT CONTROL LAWS AND REGULATIONS.</small>		

DRAWN BY DA
DATE 03-26-1993
APPROVED BY TB
DATE 03-26-1993
REFERENCE
THIRD ANGLE PROJECTION



Regal Beloit America, Inc.

DESCRIPTION
CONNECTION DIAGRAM
EXTERNAL - SINGLE VOLTAGE - 3Ø MOTOR

MATERIAL PROCESS/FINISH

SIZE A	DRAWING NUMBER EE7300	SHEET 1 OF 1
-----------	--------------------------	-----------------