

PRODUCT INFORMATION PACKET

marathon[®]
Motors

Model No: 254TTDB4026

Catalog No: E722

Other Purpose Motor, 15 & 10 HP, 3 Ph, 60 & 50 Hz, 208-230/460 & 190/380 V, 1800 & 1500 RPM,
254T Frame, DP

Regal and Marathon are trademarks of Regal Rexnord Corporation or one of its affiliated companies.

©2023 Regal Rexnord Corporation, All Rights Reserved. MC017097E

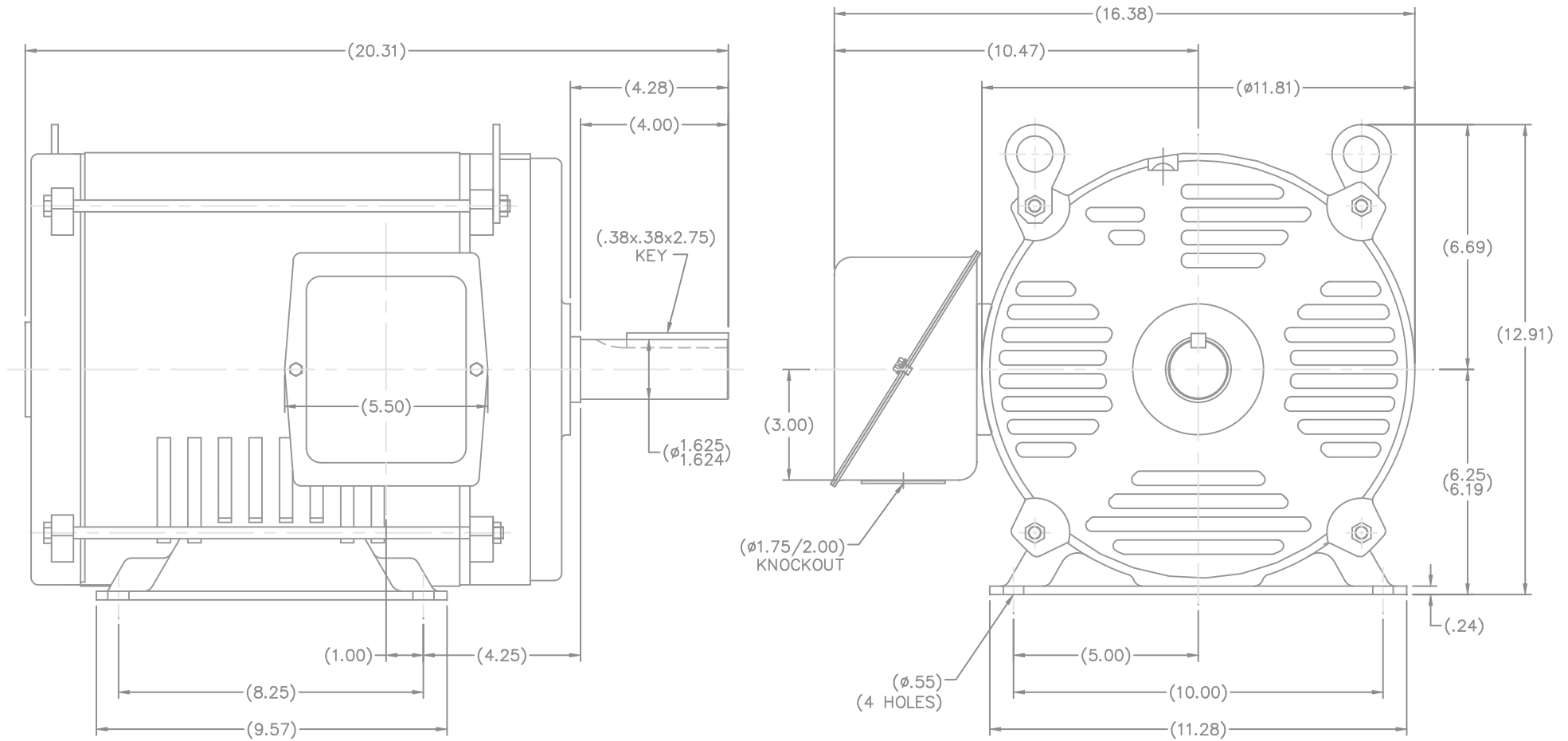
RegalRexnord

Nameplate Specifications

Phase	3	Output HP	15 & 10 Hp
Output KW	11.2 & 7.5 kW	Voltage	208-230/460 & 190/380 V
Speed	1765 & 1475 rpm	Service Factor	1.15 & 1.15
Frame	254T	Enclosure	Drip Proof
Thermal Protection	No Protection	Efficiency	91 & 91.7 %
Ambient Temperature	40 °C	Frequency	60 & 50 Hz
Current	40-36/18 & 29/14.5 A	Power Factor	86
Duty	Continuous	Insulation Class	B
Design Code	B	KVA Code	G
Drive End Bearing Size	NONE	Opp Drive End Bearing Size	NONE
UL	Recognized	CSA	Y
CE	Y	IP Code	12
Number of Speeds	1		

Technical Specifications

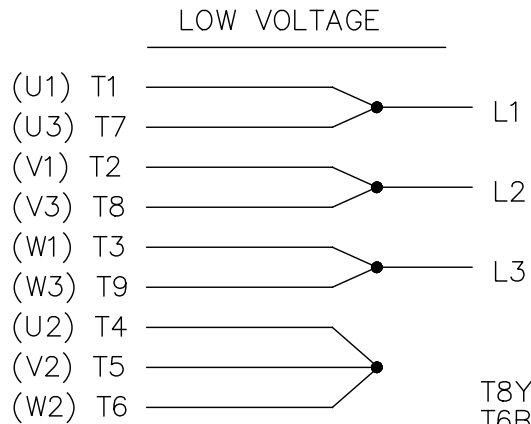
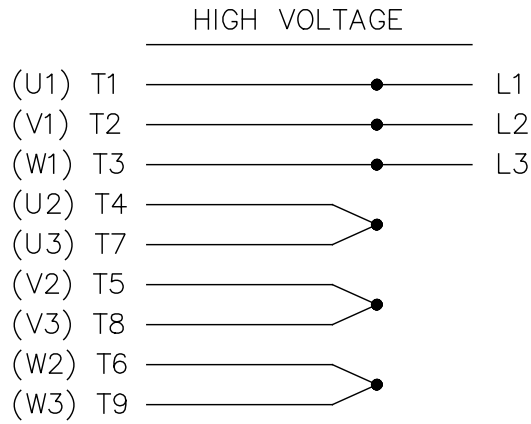
Electrical Type	Squirrel Cage Induction Run	Starting Method	Across The Line
Poles	4	Rotation	Reversible
Resistance Main	.52 Ohms	Mounting	Rigid Base
Motor Orientation	Horizontal	Drive End Bearing	Ball
Opp Drive End Bearing	Ball	Frame Material	Rolled Steel
Shaft Type	T	Overall Length	20.31 in
Shaft Diameter	1.625 in	Shaft Extension	4 in
Assembly/Box Mounting	F1/F2 CAPABLE		
Outline Drawing	B-SS620016	Connection Drawing	A-EE7308



		TOLERANCES UNLESS SPECIFIED		MARATHON ELECTRIC		DRAWN MSG 01-17-2007		
		DEC.	INCHES			CHK	ML 01-18-2007	
		.X	±.1			APPD	GK 01-18-2007	
		.XX	±.03	TITLE OUTLINE		SCALE	3=8	
		.XXX	±.005	254T FR. - (TTDB)		REF	254TTDBA4026	
		.XXXX	±.0005	MAT'L		FMF	HUADA	
NO.	REVISION	BY & DATE	CHK	ANG	±7'30"	FINISH	PREV	
THIS DRAWING IN DESIGN AND DETAIL IS OUR PROPERTY AND MUST NOT BE USED EXCEPT IN CONNECTION WITH OUR WORK ALL RIGHTS OF DESIGN AND INVENTION ARE RESERVED THIS IS AN ELECTRONICALLY GENERATED DOCUMENT - DO NOT SCALE THIS PRINT				RFP		CAD FILE SS620016	SIZE	DRAWING NO. PAGE OF REV.
			DIST				B	SS620016

EE7308

THREE PHASE
DUAL VOLTAGE MOTOR



VIEW OF TERMINAL END

REF.
WINDING DIAGRAM

T8Y, T2Y, T2BL, T4BX, T2EC, T2G
T6BZ, T2B, T6BL, T4AV, T6B, T4B

OPTIONAL CORD
CONNECTION

L1 — WHITE
L2 — RED
L3 — BLACK

NO.	REVISION	BY & DATE	CHK	ANG	TOLERANCES UNLESS SPECIFIED		FINISH	DRAWN RM 11/20/1990				
					DEC.	INCHES						
5	CHG TO REGAL LOGO	SL 09/10/2015	AB					CHK ML 11/21/1990				
4	REVISED IEC NOTATIONS	MSG 11/15/2011	CMN	.X	±.1			APPD SAS 04/24/2003				
3	ADDED IEC NOTATIONS... (U1), (V1) ETC. MU95194	MSG 5/10/2010	MJS	.XX	±.02		TITLE CONNECTION DIAGRAM	SCALE 1=1				
2	ADDED THE OPTIONAL CORD CONNECTION MU46318	RDH 04/24/2003	DRS	.XXX	±.005		3Ø - DUAL VOLTAGE MOTOR	REF				
1	REDRAWN	RM 11/20/1990		.XXXX	±.0005		MAT'L.	FMF				
					±7'30"			PREV				
THIS DRAWING IN DESIGN AND DETAIL IS OUR PROPERTY AND MUST NOT BE USED EXCEPT IN CONNECTION WITH OUR WORK ALL RIGHTS OF DESIGN AND INVENTION ARE RESERVED THIS IS AN ELECTRONICALLY GENERATED DOCUMENT - DO NOT SCALE THIS PRINT							RFP	CAD FILE ee7308	SIZE A	DRAWING NO. EE7308	PAGE OF 5	REV. 5
							DIST WP					

