

PRODUCT INFORMATION PACKET

Model No: 215TTGND16532

Catalog No: U026B

Hazardous Duty® Explosion Proof Motor, 10 HP, 3 Ph, 60 Hz, 575 V, 1800 RPM, 215T Frame, EPFC



Regal and Marathon are trademarks of Regal Rexnord Corporation or one of its affiliated companies.
©2024 Regal Rexnord Corporation, All Rights Reserved. MC017097E

Nameplate Specifications

Phase	3	Output HP	10 Hp
Output KW	7.5 kW	Voltage	575 V
Speed	1765 rpm	Service Factor	1.15
Frame	215T	Enclosure	Explosion Proof Fan cooled
Thermal Protection	Thermostat	Efficiency	91.7 %
Ambient Temperature	40 °C	Frequency	60 Hz
Current	10.7 A	Power Factor	76.9
Duty	Continuous	Insulation Class	F
Design Code	B	KVA Code	H
Drive End Bearing Size	6307	Opp Drive End Bearing Size	6208
UL	UL Listed; also, UL Certified for Canada	CSA	N
CE	N	IP Code	54
Number of Speeds	1	Hazardous Location	DIV 1 EXP PROOF CL I GR D CL II GR FG T3B

Technical Specifications

Electrical Type	Squirrel Cage Inverter Rated	Starting Method	Line Or Inverter
Poles	4	Rotation	Reversible
Resistance Main	.941 Ohms	Mounting	Rigid Base
Motor Orientation	Horizontal	Drive End Bearing	Ball
Opp Drive End Bearing	Ball	Frame Material	Cast Iron
Shaft Type	T	Overall Length	22.63 in
Frame Length	12.12 in	Shaft Diameter	1.375 in
Shaft Extension	3.38 in	Assembly/Box Mounting	F1 ONLY
Connection Drawing	A-EE7300T	Outline Drawing	037660-1212

4

3

2

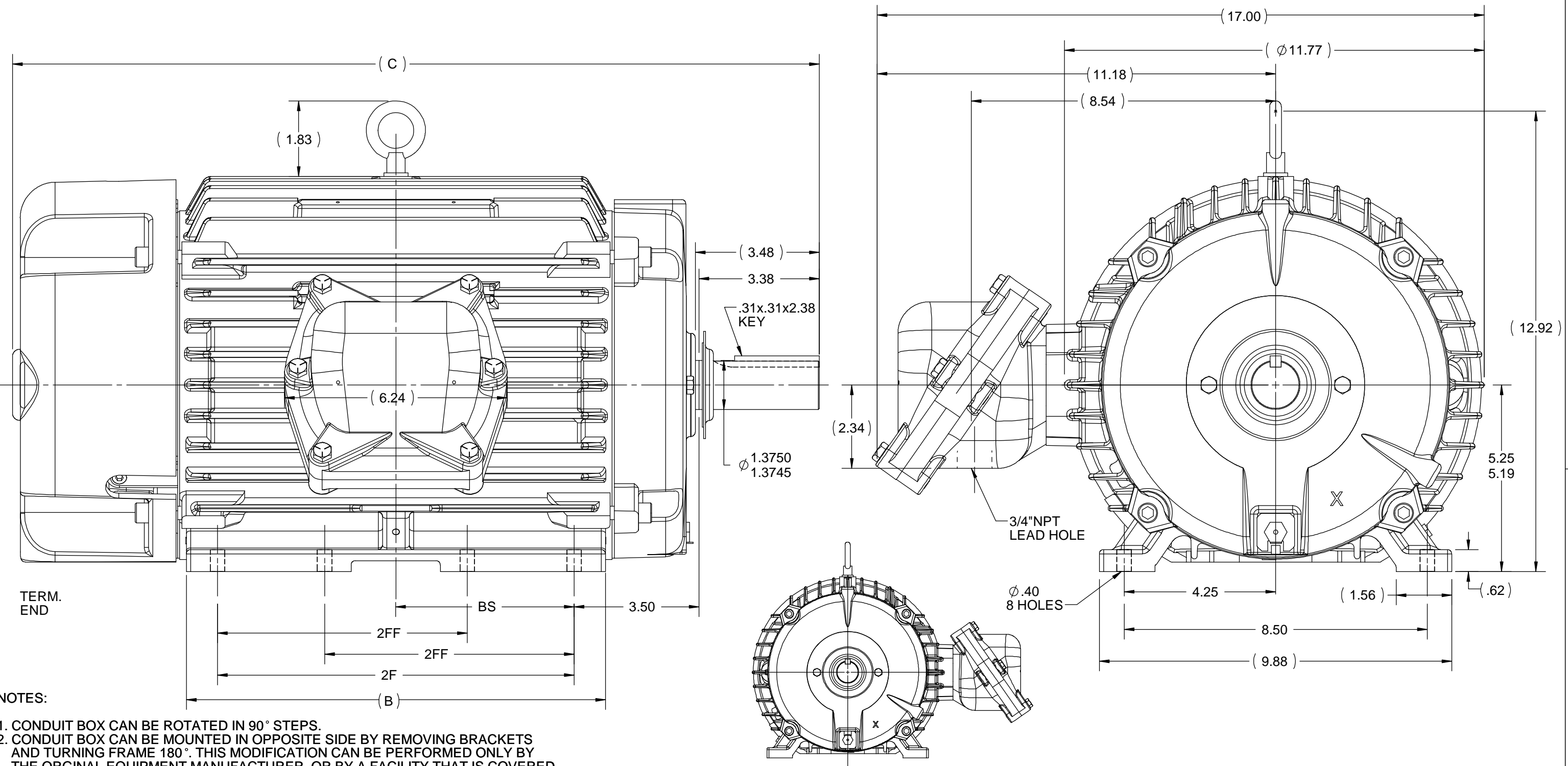
1

B

B

A

A



TERM.
END

NOTES:

1. CONDUIT BOX CAN BE ROTATED IN 90° STEPS.
2. CONDUIT BOX CAN BE MOUNTED IN OPPOSITE SIDE BY REMOVING BRACKETS AND TURNING FRAME 180°. THIS MODIFICATION CAN BE PERFORMED ONLY BY THE ORIGINAL EQUIPMENT MANUFACTURER, OR BY A FACILITY THAT IS COVERED UNDER UNDERWRITERS LABORATORIES INC. CATEGORY PTKQ, TITLED "MOTOR AND GENERATORS, REBUILT FOR USE IN HAZARDOUS LOCATION".
3. NAMEPLATE TO BE READ FROM CONDUIT BOX SIDE OF MOTOR.

1212	215	22.63	11.76	10	7	5
912	213/215	19.63	8.63	7	5.5	3.5
DASH	FRAME	C	B	2F	2FF	BS

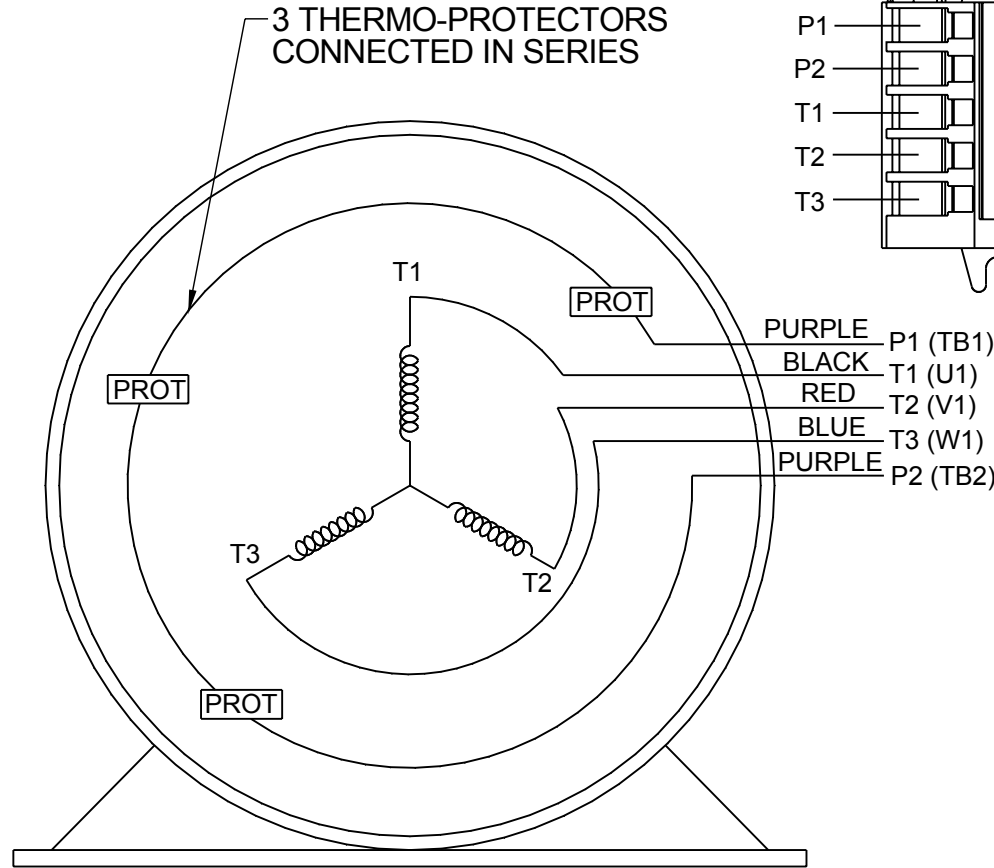
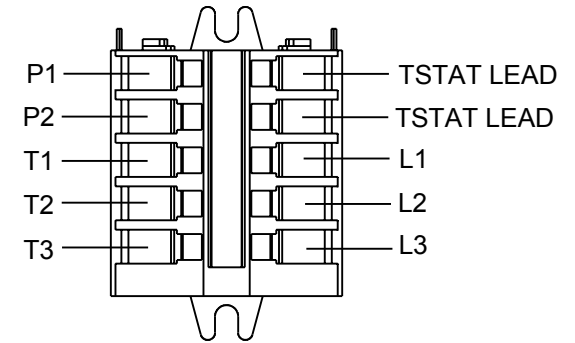
DRAWING REVISION G	REVISION BY MVG	DATE 02/08/2019	TOLERANCES UNLESS OTHERWISE SPECIFIED: DEC. INCH [mm] ANGLE .X ±0.1 [±2.5] ±7° 30" .XX ±0.03 [±0.76] .XXX ±0.005 [±0.127] .XXXX ±0.0005 [±0.0127]	DRAWN BY AK 10/28/2009	Regal Beloit America, Inc.		
ECO ECO-0139404	APPROVED BY SR	DATE 02/08/2019	REMOVE BURRS & BREAK SHARP EDGES: .003/.015 [.076/.381] X 45° CORNER FILLETS: R.02 [.51] MACHINED SURFACES: 200 INCH/mm 5.1 mm SHOWN IN [BRACKETS]	DATE			
ECO DESCRIPTION OUTLINE UPDATED AS PER ECR-0149056 COPYRIGHT REGAL BELOIT AMERICA, INC. ALL RIGHTS RESERVED. PROPRIETARY AND CONFIDENTIAL INFORMATION - THIS DOCUMENT IS THE PROPERTY OF REGAL BELOIT AMERICA, INC. ("OWNER") AND CONTAINS OWNER'S PROPRIETARY INFORMATION. ANY PERSON, CORPORATION OR OTHER FIRM RECEIVING IT IS DEEMED, BY RECEIVING IT, TO AGREE THAT IT, AND/OR ANY PART OF IT, SHALL NOT BE DISCLOSED TO ANY PERSON, CORPORATION OR OTHER ENTITY, DUPLICATED, AND/OR USED, EXCEPT AS EXPRESSLY APPROVED IN WRITING IN ADVANCE BY OWNER. THIS DOCUMENT SHALL BE RETURNED TO OWNER UPON REQUEST. IT MAY BE SUBJECT TO CERTAIN RESTRICTIONS UNDER APPLICABLE EXPORT CONTROL LAWS AND REGULATIONS.				APPROVED BY	DESCRIPTION OUTLINE 210 FR. - EPFC		
				REFERENCE SS84370	MATERIAL	PROCESS/FINISH	
				THIRD ANGLE PROJECTION	SIZE B	DRAWING NUMBER 037660	SHEET 1 OF 1

**THREE PHASE - SINGLE VOLTAGE
MOTOR - CONDUIT BOX @ 'A'**

**TO REVERSE ROTATION:
INTERCHANGE ANY TWO LINE
LEAD CONNECTIONS**

**NOTE FOR FACTORY USE ONLY:
TO SURGE TEST:
FOR 3 LEAD COMMON CONNECT:
CONNECT P1 TO T1 THEN P2 TO L1
FOR 6 LEAD COMMON CONNECT:
CONNECT P1 TO BOTH T1
THEN P2 TO L1**

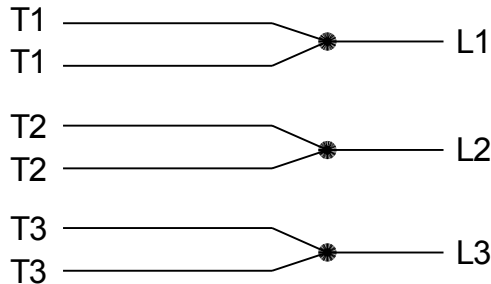
TERMINAL BLOCK WHEN SPECIFIED



PURPLE P1 (TB1)
BLACK T1 (U1)
RED T2 (V1)
BLUE T3 (W1)
PURPLE P2 (TB2)

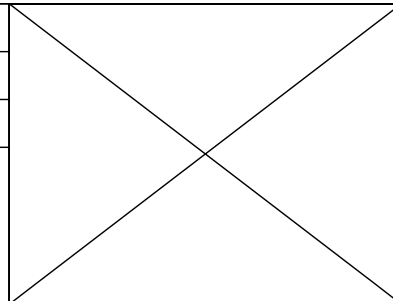
T2BM
T6AW
T6AL
T6Z
T4EG
T4BF
T8A
T6H
T6A
T4AX
T4A
T2A
T2F

**IF MOTOR HAS MULTIPLE
T'S PER LEAD CONNECT
TOGETHER LIKE T'S**



A-9806 DECAL

DRAWING REVISION AB	REVISION BY AJW	DATE 07-17-2015
ECO ECO-0081632	APPROVED BY T.VUE	DATE 07-17-2015
ECO DESCRIPTION REV'D IEC MARKINGS PER IEC-60034-8		
<small>COPYRIGHT REGAL BELOIT AMERICA, INC. ALL RIGHTS RESERVED. PROPRIETARY AND CONFIDENTIAL INFORMATION - THIS DOCUMENT IS THE PROPERTY OF REGAL BELOIT AMERICA, INC. ("OWNER") AND CONTAINS OWNER'S PROPRIETARY INFORMATION. ANY PERSON, CORPORATION OR OTHER FIRM RECEIVING IT IS DEEMED, BY RECEIVING IT, TO AGREE THAT IT, AND/OR ANY PART OF IT, SHALL NOT BE DISCLOSED TO ANY PERSON, CORPORATION OR OTHER ENTITY, DUPLICATED, AND/OR USED, EXCEPT AS EXPRESSLY APPROVED IN WRITING IN ADVANCE BY OWNER. THIS DOCUMENT SHALL BE RETURNED TO OWNER UPON REQUEST. IT MAY BE SUBJECT TO CERTAIN RESTRICTIONS UNDER APPLICABLE EXPORT CONTROL LAWS AND REGULATIONS.</small>		



DRAWN BY LZ
DATE 01-04-1994
APPROVED BY GK
DATE 01-20-1994
REFERENCE
THIRD ANGLE PROJECTION

REGAL ™ Regal Beloit America, Inc.	
DESCRIPTION CONN DIAGRAM-EXTERNAL 3Ø-SINGLE VOLT-MOTOR WITH PROTECTOR	
MATERIAL	PROCESS/FINISH
SIZE A	DRAWING NUMBER EE7300T
SHEET 1 OF 1	



P.O. BOX 8003
WAUSAU, WI 54401-8003
PH. 715-675-3311

DATA VOLTS: 460

CERTIFICATION DATA SHEET

CUSTOMER: _____ CUSTOMER P.O. #: _____
 ORDER #: _____ REFERENCE MODEL #: 215TTGND16532
 CONN. DIAGRAM: A-EE7300T CAT #: U026B
 OUTLINE: TBD CUSTOMER PART #: _____
 WINDING: K2154512 NONE 4 MOUNTING: F1 ONLY
 SPEED: _____

TYPICAL MOTOR PERFORMANCE DATA

HP	KW	SYNC RPM	FL RPM	FRAME	ENCLOSURE	TYPE	KVA CODE	DESIGN
10	7.5	1800	1765	215T	TEFC	TFN	H	B

PH	HZ	VOLTS	AMPS	START TYPE	DUTY	INSL	S.F.	AMB	ELEV.
3	60	575	10.7	LINE OR INVERTER	CONT	F	1.15	40	3300

F.L. EFF	91.7	3/4 LD EFF	90.9	1/2 LD EFF	90.6	GTD EFF	90.2	ELECT. TYPE	SQ CAGE INV RATED
F.L. PF	76.9	3/4 LD PF	70.1	1/2 LD PF	57.2				

F.L. TORQUE	LR AMPS @ 460 V	L.R. TORQUE	B.D. TORQUE	F.L. RISE (°C)
29.8 LB-FT	64.8	71.0 LB-FT 238%	89.0 LB-FT 299%	55

@ 3 FT.	POWER	ROTOR WK²	MAX. LOAD WK²	SAFE STALL TIME	STARTS/HOUR	MOTOR WGT
62 dBA	71 dBA	1.00 LB-FT²	277 LB-FT²	25 SEC.	2	150 LB.

*** SUPPLEMENTAL INFORMATION ***

DE BRACKET TYPE	ODE BRACKET TYPE	MOUNT TYPE	MOTOR ORIENTATION	SEVERE DUTY	HAZARDOUS LOCATION	DRIP COVER	SCREENS	PAINT
STANDARD	STANDARD	RIGID	HORIZONTAL	TRUE	DOF CL I GR D CL II GR	NO	NONE	BLUE (EPOXY)

BEARINGS		GREASE	SHAFT TYPE	SPECIAL DE	SPECIAL ODE	SHAFT MATERIAL	FRAME MATERIAL
DE	ODE						
BALL	BALL	POLYREX EM	T	NONE	NONE	1045 HOT ROLLED (C-204)	CAST IRON
6307	6208						

THERMOSTATS	PROTECTORS	WDG RTD's	BRG RTD's	THERMISTORS	CONTROL	SPACE HEATERS
TSTATS (N/C)	NOT	NONE	NONE	NONE	FALSE	NA

R1 (ohms/ph)	R2 (ohms/ph)	X1 (ohms/ph)	X2 (ohms/ph)	Xm (ohms/ph)	VIBRATION (in/sec)	FLOAT
0.957	0.714	2.898	3.369	56.074	0.080	ODE

* N O T E S *	INVERTER TORQUE: CONSTANT 10:1	
	INV. HP SPEED RANGE: NONE	
	ENCODER: NONE	
	NONE	
	NONE NONE PPR	

PREPARED BY: FAREEDA DUDEKULA	BRAKE: NONE
DATE: 11/5/2018	NONE NONE
	FT-LB: NA
	VOLTAGE: NONE HZ:
FORM: 3531 REV_4 2/27/06	UL: NONE-OVER HEAT PROT DEVICE

Data Sheet

Date: 11/5/2018
 Customer: _____
 Attention: _____
 Submitted by: FAREEDA DUDEKULA



215TTGND16532

Submittal

Data @ 575 V

Motor Load Data

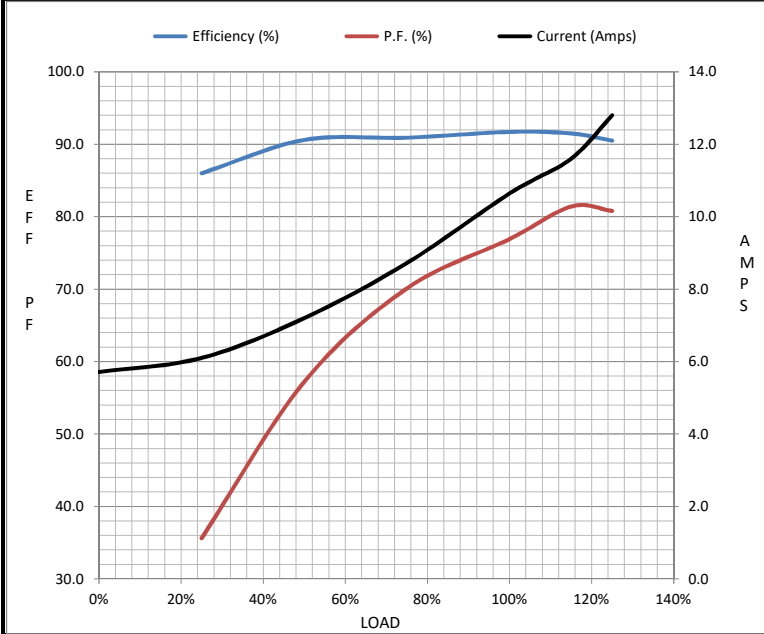
Load	0%	25%	50%	75%	100%	115%	125%	LR
Current (Amps)	5.7	6.1	7.2	8.7	10.6	11.6	12.8	64.8
Torque (ft-lb)	0.00	7.3	14.7	22.0	29.8	34.5	37.4	71.0
RPM	1800	1791	1780	1771	1765	1,755	1755	0
Efficiency (%)		86.0	90.6	90.9	91.7	91.5	90.5	
P.F. (%)	4.7	35.6	57.2	70.1	76.9	81.4	80.8	42.0

Motor Speed Data

	LR	Pull-Up	BD	Rated	Idle
Speed (RPM)	0	900	1575	1765	1800
Current (Amps)	64.8	57.6	39.2	10.6	5.7
Torque (ft-lb)	71.0	59.0	89.0	29.8	0.00

Information Block

HP	10.0			
Sync. RPM	1800			
Frame	215182TFC6080			
Enclosure	TEFC			
Construction	TFN			
Voltage	575 V			
Frequency	60 Hz			
Design	B			
LR Code letter	H			
Service Factor	1.15			
Temp Rise @ FL	55 °C			
Duty	CONT			
Ambient	40 °C			
Elevation	1,000 feet			
Rotor/Shaft wk ²	1.00 Lb-Ft ²			
Ref Wdg	K2154512 NONE			
Sound Pressure @ 1M	62 dBA			
VFD Rating	CONSTANT 10:1			
Outline Dwg	TBD			
Conn. Diag	A-EE7300T			
Additional Specifications:				
0				
0				
EQUIV CKT (OHMS / PHASE)				
R1	R2	X1	X2	Xm
0.9570	0.7140	2.8980	3.3690	56.0740



Speed - Torque Curve

