

# PRODUCT INFORMATION PACKET



Model No: 215TTGN4026  
Catalog No: 215TTGN4026  
10,1800,EPFC,215T,3/60/230/460

Regal and Marathon are trademarks of Regal Rexnord Corporation or one of its affiliated companies.  
©2024 Regal Rexnord Corporation, All Rights Reserved. MC017097E



**Nameplate Specifications**

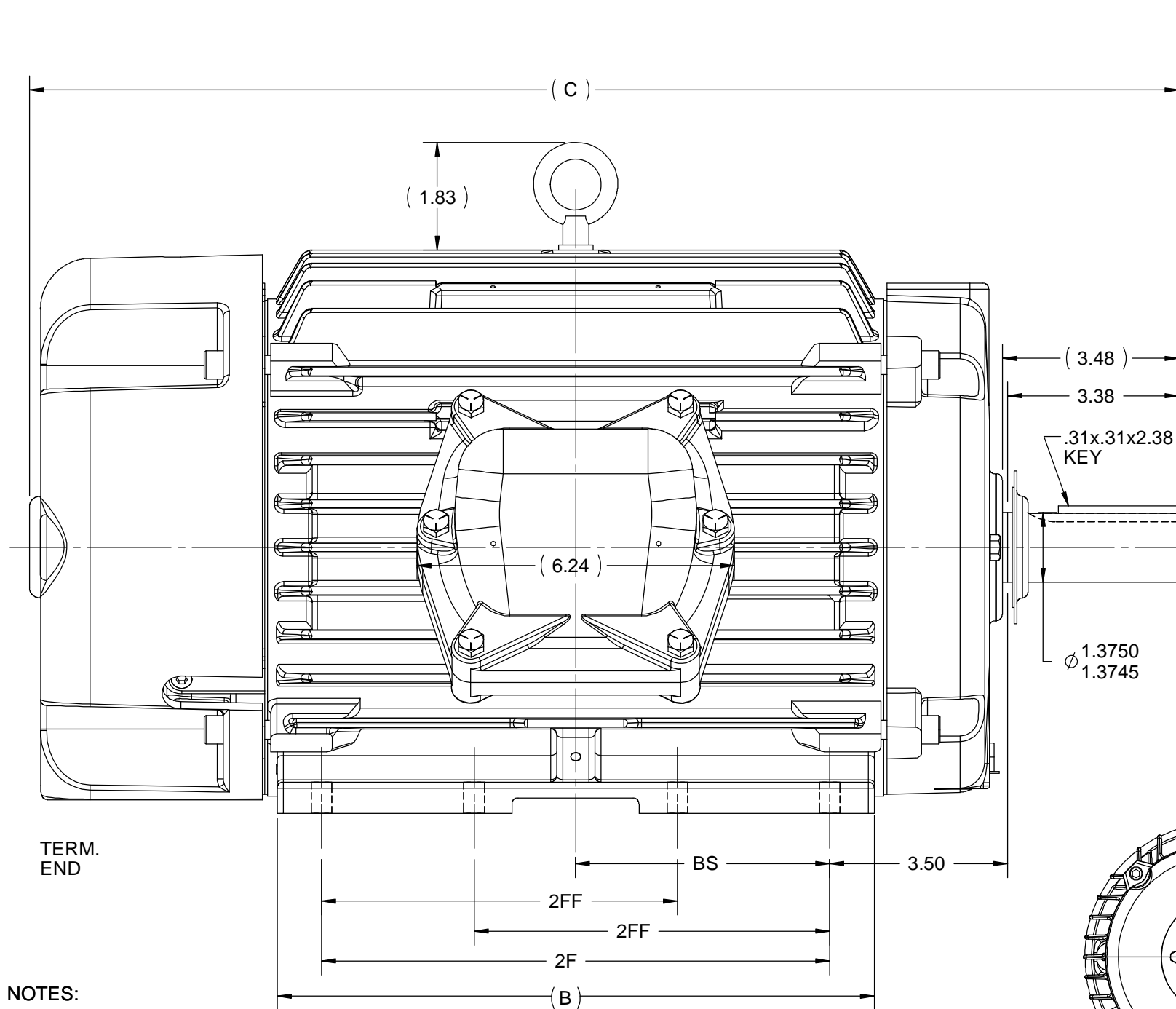
Phase	3	Output HP	10 Hp
Output KW	7.5 kW	Voltage	208-230/460 V
Speed	1760 rpm	Service Factor	1.15
Frame	215T	Enclosure	Explosion Proof Fan cooled
Thermal Protection	Thermostat	Efficiency	89.5 %
Ambient Temperature	40 °C	Frequency	60 Hz
Current	28.3-25.0/12.5 A	Power Factor	83.5
Duty	Continuous	Insulation Class	F
Design Code	B	KVA Code	F
Drive End Bearing Size	306	Opp Drive End Bearing Size	208
UL	No	CSA	N
CE	N	IP Code	54
Number of Speeds	1	Hazardous Location	EXP PROOF CL I GR D CL II GR F&G T3B

**Technical Specifications**

Electrical Type	Squirrel Cage Inverter Rated	Starting Method	Line Or Inverter
Poles	4	Rotation	Reversible
Resistance Main	1.18 Ohms	Mounting	Rigid Base
Motor Orientation	Horizontal	Drive End Bearing	Ball
Opp Drive End Bearing	Ball	Frame Material	Cast Iron
Shaft Type	T	Assembly/Box Mounting	F1 ONLY
Outline Drawing	037660-1212	Connection Drawing	A-EE7308T

This is an uncontrolled document once printed or downloaded and is subject to change without notice. Date Created:09/07/2024

B

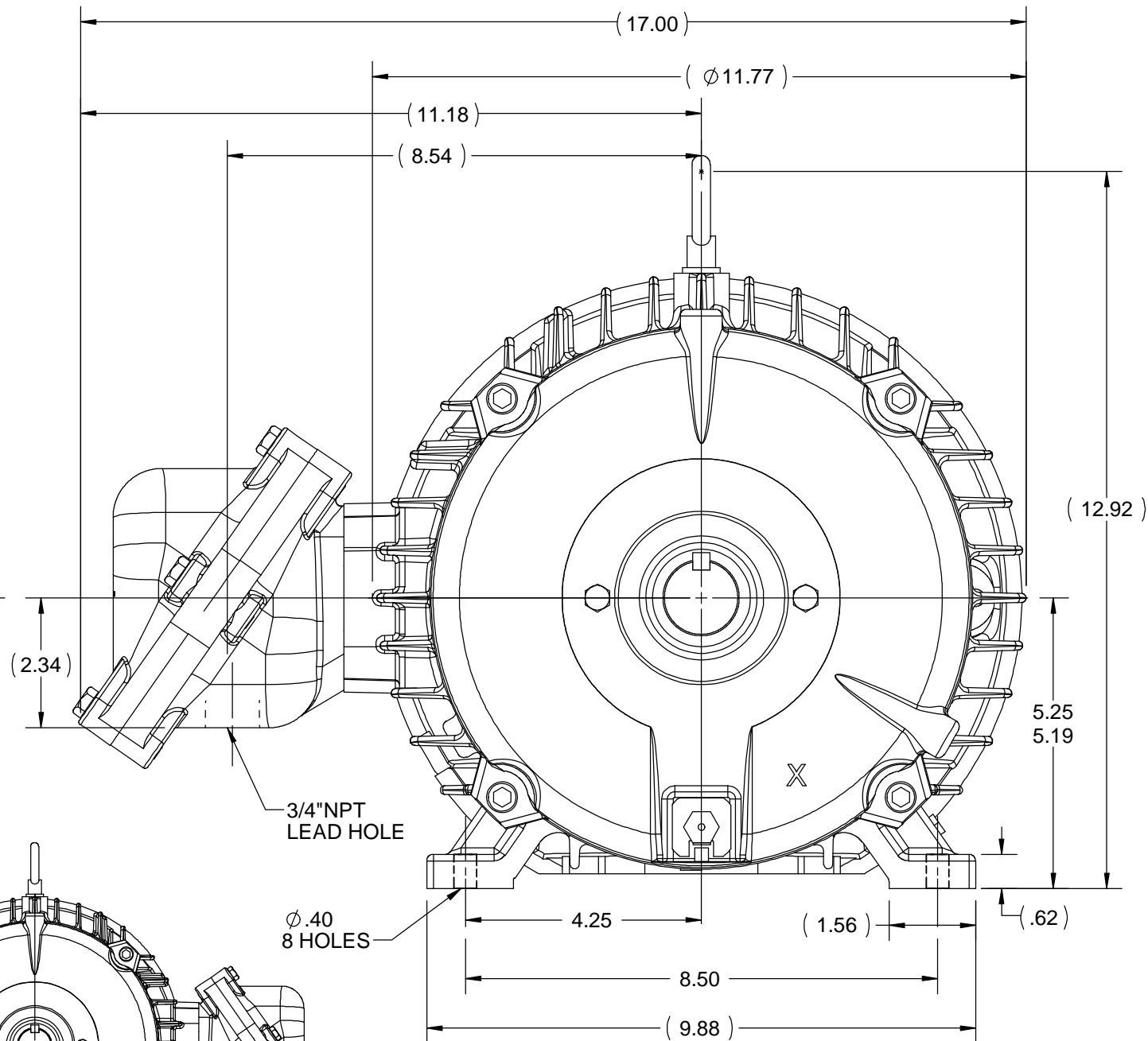
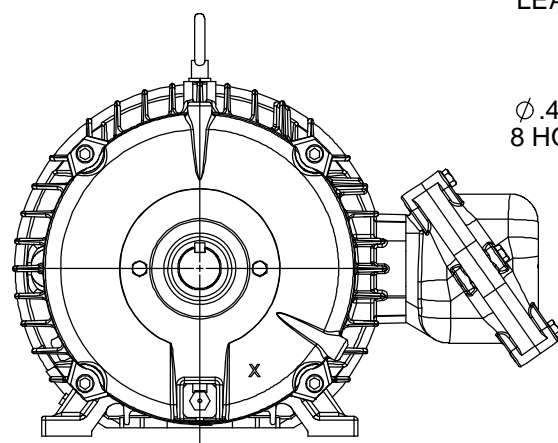
TERM.  
END

## NOTES:

1. CONDUIT BOX CAN BE ROTATED IN 90° STEPS.
2. CONDUIT BOX CAN BE MOUNTED IN OPPOSITE SIDE BY REMOVING BRACKETS AND TURNING FRAME 180°. THIS MODIFICATION CAN BE PERFORMED ONLY BY THE ORIGINAL EQUIPMENT MANUFACTURER, OR BY A FACILITY THAT IS COVERED UNDER UNDERWRITERS LABORATORIES INC. CATEGORY PTKQ, TITLED "MOTOR AND GENERATORS,. REBUILT FOR USE IN HAZARDOUS LOCATION".
3. NAMEPLATE TO BE READ FROM CONDUIT BOX SIDE OF MOTOR.

A

1212	215	22.63	11.76	10	7	5
912	213/215	19.63	8.63	7	5.5	3.5
DASH	FRAME	C	B	2F	2FF	BS

F2 MOUNTING

B

A

DRAWING REVISION G	REVISION BY MVG	DATE 02/08/2019
ECO ECO-0139404	APPROVED BY SR	DATE 02/08/2019
ECO DESCRIPTION OUTLINE UPDATED AS PER ECR-0149056 COPYRIGHT REGAL BELOIT AMERICA, INC. ALL RIGHTS RESERVED. PROPRIETARY AND CONFIDENTIAL INFORMATION - THIS DOCUMENT IS THE PROPERTY OF REGAL BELOIT AMERICA, INC. ("OWNER") AND CONTAINS OWNER'S PROPRIETARY INFORMATION. ANY PERSON, CORPORATION OR OTHER FIRM RECEIVING IT IS DEEMED, BY RECEIVING IT, TO AGREE THAT IT, AND/OR ANY PART OF IT, SHALL NOT BE DISCLOSED TO ANY PERSON, CORPORATION OR OTHER ENTITY, DUPLICATED, AND/OR USED, EXCEPT AS EXPRESSLY APPROVED IN WRITING IN ADVANCE BY OWNER. THIS DOCUMENT SHALL BE RETURNED TO OWNER UPON REQUEST. IT MAY BE SUBJECT TO CERTAIN RESTRICTIONS UNDER APPLICABLE EXPORT CONTROL LAWS AND REGULATIONS.		

TOLERANCES UNLESS OTHERWISE SPECIFIED:			
DEC.	INCH	mm	ANGLE
.X	±0.1	[±2.5]	±7° 30"
.XX	±0.03	[±0.76]	
.XXX	±0.005	[±0.127]	
.XXXX	±0.0005	[±0.0127]	
REMOVE BURRS & BREAK SHARP EDGES: .003/.015 [.076/.381] X 45° CORNER FILLETS: R.02 [.51] MACHINED SURFACES: 200 INCH/mm 5.1			
mm SHOWN IN [BRACKETS]			

DRAWN BY  
AK 10/28/2009

DATE

APPROVED BY

DATE

REFERENCE  
SS84370THIRD ANGLE  
PROJECTION

Regal Beloit America, Inc.

DESCRIPTION

OUTLINE  
210 FR. - EPFC

MATERIAL

PROCESS/FINISH

SIZE  
B

DRAWING NUMBER

037660

SHEET  
1 OF 1

## HIGH VOLTAGE



NOTE FOR FACTORY USE ONLY:  
TO SURGE TEST FOR COMMON CONNECT:  
HIGH VOLT: CONNECT P1 TO T1  
THEN P2 TO L1  
LOW VOLT: CONNECT P1 TO T1 & T7,  
THEN P2 TO L1

## LOW VOLTAGE

THREE PHASE  
DUAL VOLTAGE MOTOR

## VIEW OF TERMINAL END

NOTE: LEAD'S COLOR CAN BE YELLOW OR WHITE FOR MT2 PLANT

DRAWING REVISION T	REVISION BY ZR	DATE 01-14-2019
ECO ECO-0159915	APPROVED BY DR	DATE 01-15-2019

ECO DESCRIPTION  
ADDED TERMINAL CONNECTION DIAGRAM

COPYRIGHT REGAL BELOIT AMERICA, INC. ALL RIGHTS RESERVED.  
PROPRIETARY AND CONFIDENTIAL INFORMATION - THIS DOCUMENT IS THE PROPERTY OF  
REGAL BELOIT AMERICA, INC. ("OWNER") AND CONTAINS OWNER'S PROPRIETARY  
INFORMATION. ANY PERSON, CORPORATION OR OTHER FIRM RECEIVING IT IS DEEMED,  
BY RECEIVING IT, TO AGREE THAT IT, AND/OR ANY PART OF IT, SHALL NOT BE DISCLOSED  
TO ANY PERSON, CORPORATION OR OTHER ENTITY, DUPLICATED, AND/OR USED, EXCEPT  
AS EXPRESSLY APPROVED IN WRITING IN ADVANCE BY OWNER. THIS DOCUMENT SHALL  
BE RETURNED TO OWNER UPON REQUEST. IT MAY BE SUBJECT TO CERTAIN  
RESTRICTIONS UNDER APPLICABLE EXPORT CONTROL LAWS AND REGULATIONS.

DRAWN BY SMC
DATE 05-13-1992
APPROVED BY TB
DATE 05-13-1992
REFERENCE EE7308/EE7300

THIRD ANGLE  
PROJECTION

Regal Beloit America, Inc.

## DESCRIPTION

CONN DIAGRAM-INTERNAL  
3 PHASE - DUAL VOLTAGE MOTOR

MATERIAL

PROCESS/FINISH

SIZE  
A

DRAWING NUMBER

EE7308T

SHEET  
1 OF 1