

# PRODUCT INFORMATION PACKET



Model No: 215TTFW4003

Catalog No: U634

10 HP General Purpose Motor, 3 phase, 3600 RPM, 200 V, 215T Frame, TEFC  
General Purpose Motors

Regal and Marathon are trademarks of Regal Rexnord Corporation or one of its affiliated companies.  
©2021 Regal Rexnord Corporation, All Rights Reserved. MC017097E



**Nameplate Specifications**

Output HP	10 Hp	Output KW	7.5 kW
Frequency	60 Hz	Voltage	200 V
Current	27.6 A	Speed	3525 rpm
Service Factor	1.15	Phase	3
Efficiency	89.5 %	Power Factor	87
Duty	Continuous	Insulation Class	F
Design Code	B	KVA Code	G
Frame	215T	Enclosure	Totally Enclosed Fan Cooled
Thermal Protection	No	Ambient Temperature	40 °C
Drive End Bearing Size	6307	Opp Drive End Bearing Size	6206
UL	Recognized	CSA	Y
CE	Y	IP Code	43
Number of Speeds	1		

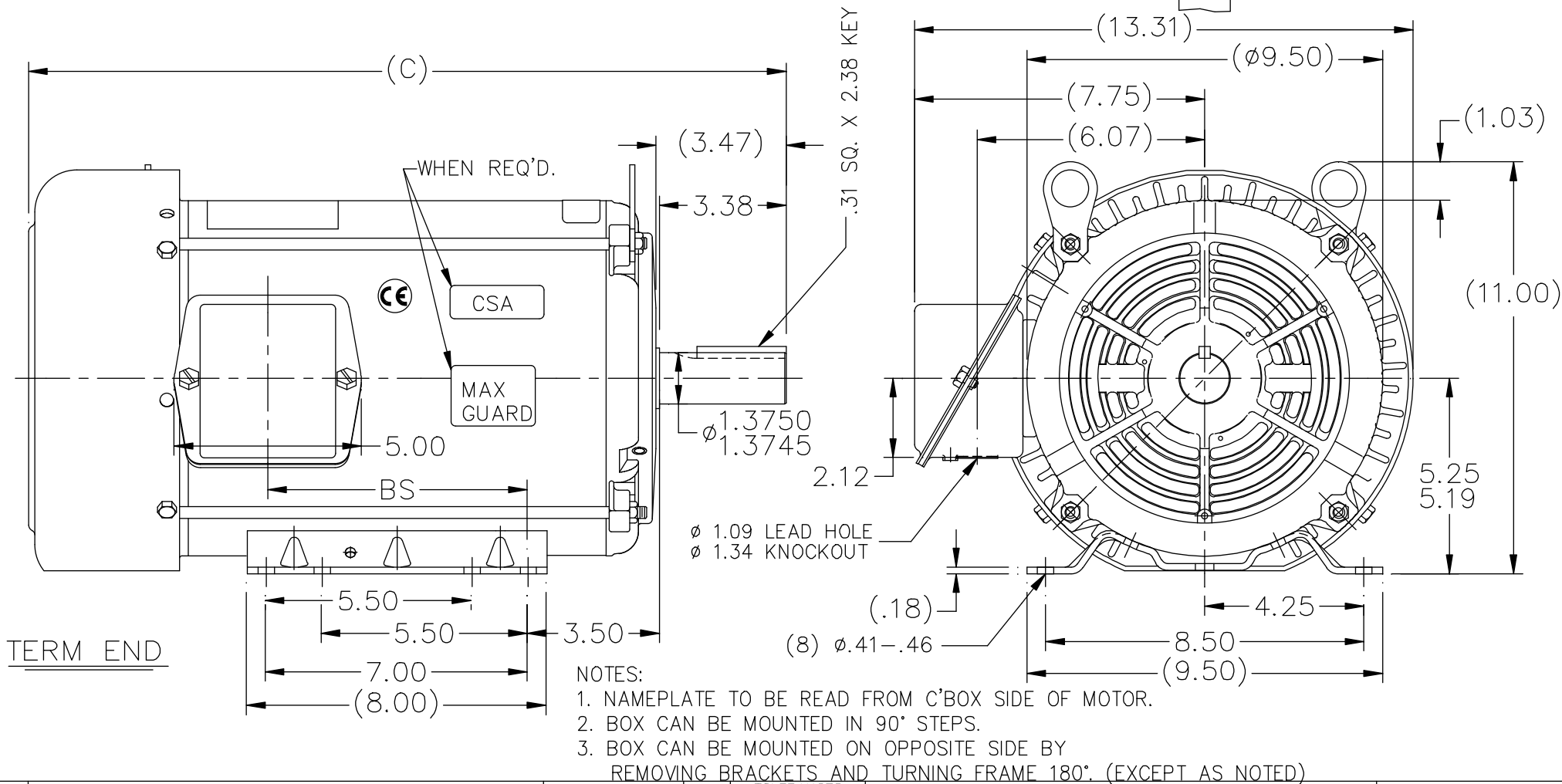
**Technical Specifications**

Electrical Type	Squirrel Cage Induction Run	Starting Method	Across The Line
Poles	2	Rotation	Reversible
Resistance Main	.98 Ohms	Mounting	Rigid Base
Motor Orientation	Horizontal	Drive End Bearing	Ball
Opp Drive End Bearing	Ball	Frame Material	Rolled Steel
Shaft Type	T	Overall Length	20.23 in
Frame Length	11.15 in	Shaft Diameter	1.375 in
Shaft Extension	3.47 in	Assembly/Box Mounting	F1/F2 Capable
Outline Drawing	A-SS89166-1115	Connection Drawing	A-EE7300

This is an uncontrolled document once printed or downloaded and is subject to change without notice. Date Created:10/12/2021

DASH	FR.	C	BS	MOUNTING
965	213T	18.73	5.43	
1115	213/15T	20.23	6.93	
1240	213/15T	21.48	8.18	F1 ONLY

SS89166



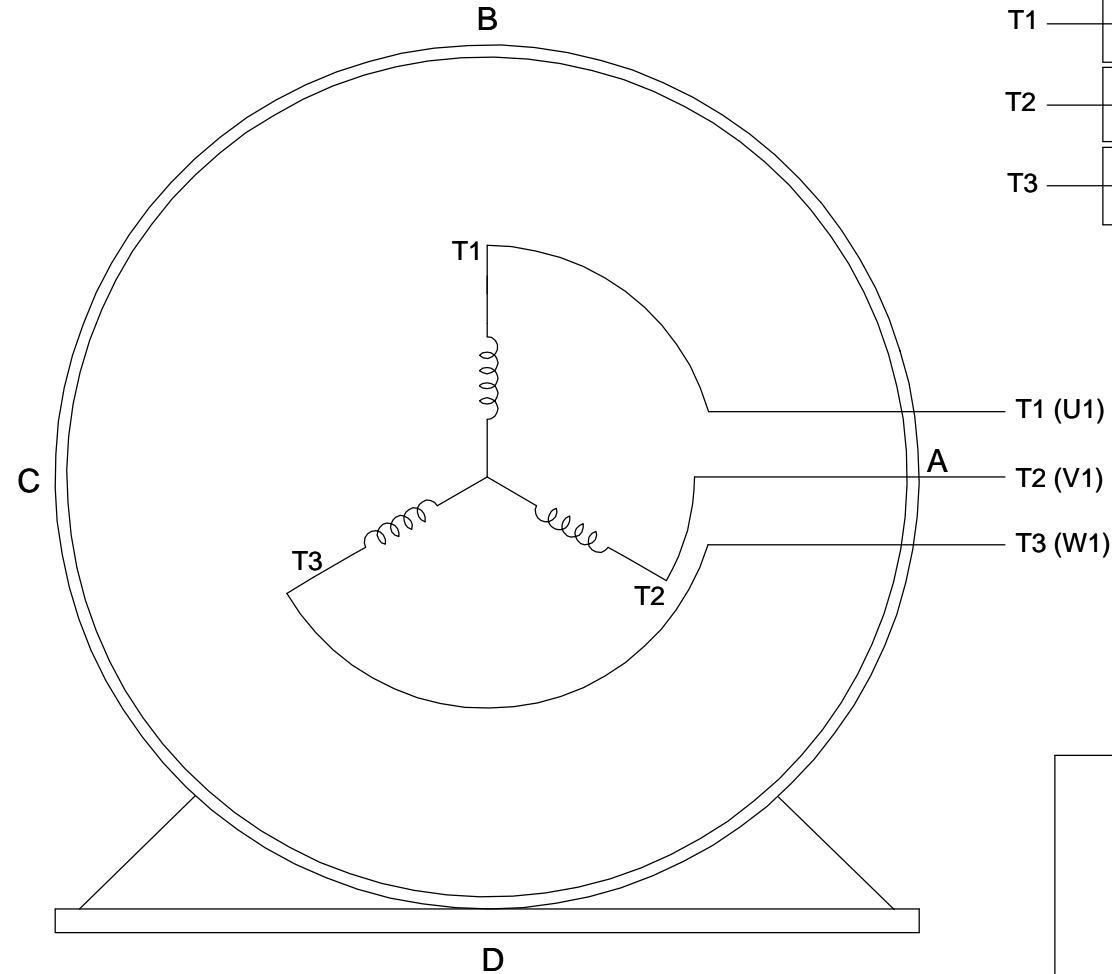
				TOLERANCES UNLESS SPECIFIED			DRAWN RJW 02-09-2005		
				DEC.	INCHES		CHK	ML	02-09-2005
				.X	±.1		APPD	LC	02-09-2005
				.XX	±.03		SCALE 1=4		
				.XXX	±.005		REF	MU64658	
				.XXXX	±.0005	TITLE OUTLINE 210T FR. - BB - TS - TEFC - R/S MAT'L.	FMF		
NO.	REVISION	BY & DATE	CHK	ANG	±7'30"		PREV	SS88286	
				RFP	02-09-2005	CAD FILE SS89166	SIZE A	DRAWING NO. SS89166	PAGE OF REV.
				DIST	LB				

THIS DRAWING IN DESIGN AND DETAIL IS OUR PROPERTY AND MUST NOT BE USED EXCEPT IN CONNECTION WITH OUR WORK ALL RIGHTS OF DESIGN AND INVENTION ARE RESERVED THIS IS AN ELECTRONICALLY GENERATED DOCUMENT - DO NOT SCALE THIS PRINT

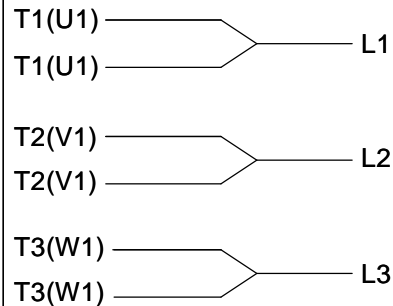
# THREE PHASE - SINGLE VOLTAGE MOTOR - CONDUIT BOX @ 'A'

TO REVERSE ROTATION:  
INTERCHANGE ANY TWO  
LINE LEAD CONNECTIONS.

## TERMINAL BLOCK WHEN SPECIFIED



### IF MOTOR HAS 6 LEADS



A-9806 DECAL

### OPTIONAL CORD CONNECTION



## VIEW OF TERMINAL END

DRAWING REVISION AB	REVISION BY JJB	DATE 06-27-2017
ECO ECO-0125361	APPROVED BY TB	DATE 06-27-2017
ECO DESCRIPTION UPDATED TO CURRENT STANDARDS		
<small>COPYRIGHT REGAL BELOIT AMERICA, INC. ALL RIGHTS RESERVED.          PROPRIETARY AND CONFIDENTIAL INFORMATION - THIS DOCUMENT IS THE PROPERTY OF          REGAL BELOIT AMERICA, INC. ("OWNER") AND CONTAINS OWNER'S PROPRIETARY          INFORMATION. ANY PERSON, CORPORATION OR OTHER FIRM RECEIVING IT IS DEEMED,          BY RECEIVING IT, TO AGREE THAT IT, AND/OR ANY PART OF IT, SHALL NOT BE DISCLOSED          TO ANY PERSON, CORPORATION OR OTHER ENTITY, DUPLICATED, AND/OR USED, EXCEPT          AS EXPRESSLY APPROVED IN WRITING IN ADVANCE BY OWNER. THIS DOCUMENT SHALL          BE RETURNED TO OWNER UPON REQUEST. IT MAY BE SUBJECT TO CERTAIN          RESTRICTIONS UNDER APPLICABLE EXPORT CONTROL LAWS AND REGULATIONS.</small>		

DRAWN BY DA
DATE 03-26-1993
APPROVED BY TB
DATE 03-26-1993
REFERENCE
THIRD ANGLE PROJECTION



Regal Beloit America, Inc.

DESCRIPTION  
**CONNECTION DIAGRAM**  
EXTERNAL - SINGLE VOLTAGE - 3Ø MOTOR

MATERIAL PROCESS/FINISH

SIZE A	DRAWING NUMBER EE7300	SHEET 1 OF 1
-----------	--------------------------	-----------------