

# PRODUCT INFORMATION PACKET

Model No: 215TTFBA6007

Catalog No: GT1418

General Purpose Motor, 10 HP, 3 Ph, 60 Hz, 575 V, 3600 RPM, 215TC Frame, TEFC



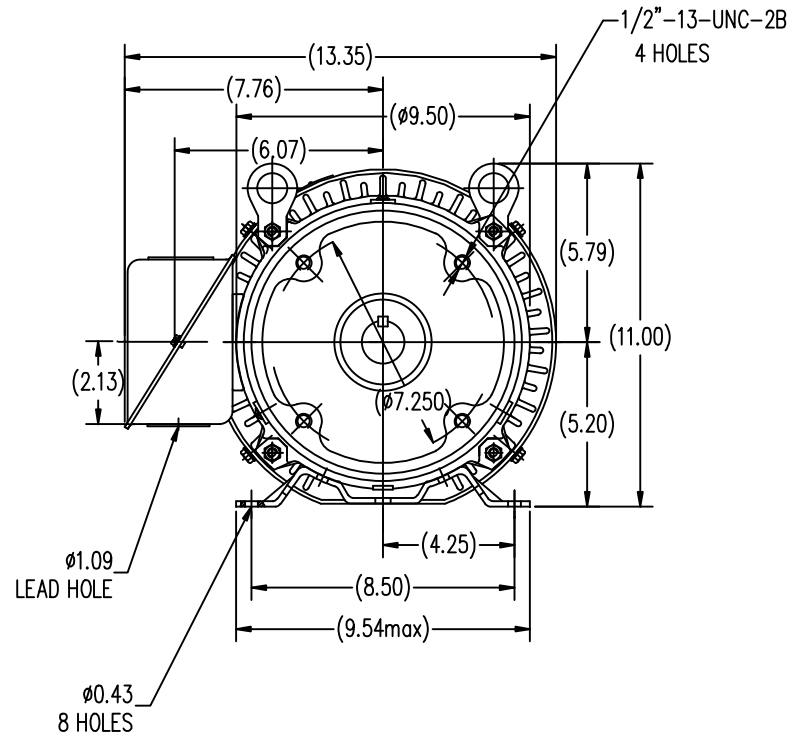
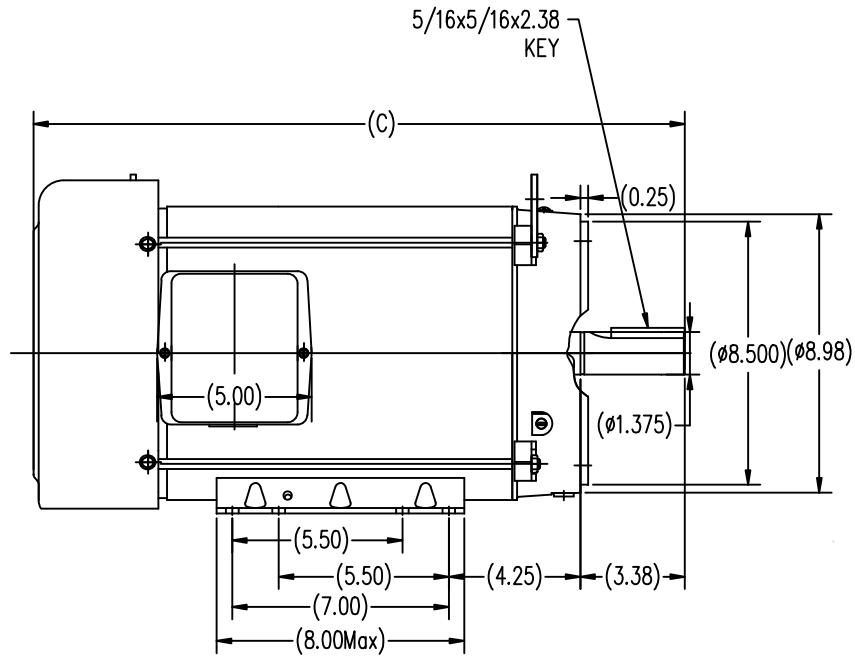
Regal and are trademarks of Regal Rexnord Corporation or one of its affiliated companies.  
©2022 Regal Rexnord Corporation, All Rights Reserved. MC017097E

**Nameplate Specifications**

Output HP	<b>10 Hp</b>	Output KW	<b>7.5 kW</b>
Frequency	<b>60 Hz</b>	Voltage	<b>575 V</b>
Current	<b>9.2 A</b>	Speed	<b>3540 rpm</b>
Service Factor	<b>1.15</b>	Phase	<b>3</b>
Efficiency	<b>90.2 %</b>	Power Factor	<b>90</b>
Duty	<b>Continuous</b>	Insulation Class	<b>F</b>
Design Code	<b>B</b>	KVA Code	<b>H</b>
Frame	<b>215TC</b>	Enclosure	<b>Totally Enclosed Fan Cooled</b>
Thermal Protection	<b>No Protection</b>	Ambient Temperature	<b>40 °C</b>
Drive End Bearing Size	<b>6307</b>	Opp Drive End Bearing Size	<b>6208</b>
UL	<b>Recognized</b>	CSA	<b>Y</b>
CE	<b>Y</b>	IP Code	<b>55</b>
Number of Speeds	<b>1</b>		

**Technical Specifications**

Electrical Type	<b>Squirrel Cage Inverter Rated</b>	Starting Method	<b>Line Or Inverter</b>
Poles	<b>2</b>	Rotation	<b>Reversible</b>
Resistance Main	<b>.685 Ohms</b>	Mounting	<b>Rigid Base</b>
Motor Orientation	<b>Horizontal</b>	Drive End Bearing	<b>Ball</b>
Opp Drive End Bearing	<b>Ball</b>	Frame Material	<b>Rolled Steel</b>
Shaft Type	<b>T</b>	Overall Length	<b>21.02 in</b>
Shaft Diameter	<b>1.375 in</b>	Shaft Extension	<b>3.38 in</b>
Assembly/Box Mounting	<b>F1/F2 CAPABLE</b>	Inverter Load	<b>CONSTANT 10:1</b>
Outline Drawing	<b>SS620297-215TC</b>	Connection Drawing	<b>EE7300</b>



213TC	19.53
215TC	21.02
FRAME	C

		TOLERANCES UNLESS SPECIFIED		REGAL-BELOIT CORPORATION		DRAWN SY 04-16-2010	
		DEC.	INCHES	REGAL-BELOIT CORPORATION		CHK HZJ 04-16-2010	
		.X	±.1	TITLE		APPD CL 04-16-2010	
		.XX	±.03	OUTLINE		SCALE 1=4	
		.XXX	±.005	NEMA-PREMIUM TTFBA 213T/215TC		REF	
		.XXXX	±.0005	MAT'L		FMF HWADA	
NO.	REVISION	BY & DATE	CHK	ANG	±1/2	FINISH	PREV
			RFP			CAD FILE SS620297	SIZE B
THIS DRAWING IN DESIGN AND DETAIL IS OUR PROPERTY AND MUST NOT BE USED EXCEPT IN CONNECTION WITH OUR WORK ALL RIGHTS OF DESIGN AND INVENTION ARE RESERVED THIS IS AN ELECTRONICALLY GENERATED DOCUMENT - DO NOT SCALE THIS PRINT						DRAWING NO.	REV.
						SS620297	SS620297

THREE PHASE - SINGLE VOLTAGE  
MOTOR - CONDUIT BOX @ 'A'

TERMINAL BLOCK WHEN SPECIFIED

TO REVERSE ROTATION:  
INTERCHANGE ANY TWO LINE  
LEAD CONNECTIONS



VIEW OF TERMINAL END

**OPTIONAL CORD CONNECTION**

L1	WHITE
L2	RED
L3	BLACK

DRAWING REVISION AC	REVISION BY BS	REV DATE/© DATE 26/07/2022
REQUEST NUMBER CR-0010402	APPROVED BY SN	DATE 26/07/2022
REQUEST NUMBER DESCRIPTION DRAWING UPDATED		
<small>COPYRIGHT (PER REVISION DATE) REGAL BELOIT AMERICA, INC. ALL RIGHTS RESERVED. PROPRIETARY AND CONFIDENTIAL INFORMATION - THIS DOCUMENT IS THE PROPERTY OF REGAL BELOIT AMERICA, INC. ("OWNER") AND CONTAINS OWNER'S PROPRIETARY INFORMATION. ANY PERSON, CORPORATION OR OTHER FIRM RECEIVING IT IS DEEMED, BY RECEIVING IT, TO AGREE THAT IT, AND/OR ANY PART OF IT, SHALL NOT BE DISCLOSED TO ANY PERSON, CORPORATION OR OTHER ENTITY, DUPLICATED, AND/OR USED, EXCEPT AS EXPRESSLY APPROVED IN WRITING IN ADVANCE BY OWNER. THIS DOCUMENT SHALL BE RETURNED TO OWNER UPON REQUEST. IT MAY BE SUBJECT TO CERTAIN RESTRICTIONS UNDER APPLICABLE EXPORT CONTROL LAWS AND REGULATIONS.</small>		

PRIMARY DIMENSIONS ARE INCH  
mm DIMENSIONS IN [BRACKETS]  
ARE FOR REFERENCE ONLY

DRAWN BY DA
DATE 03-26-1993
APPROVED BY TB
DATE 03-26-1993
REFERENCE
THIRD ANGLE PROJECTION

		Regal Beloit America, Inc.	
DESCRIPTION <b>CONNECTION DIAGRAM</b> EXTERNAL - SINGLE VOLTAGE - 3Ø MOTOR			
MATERIAL		PROCESS/FINISH	
SIZE <b>A</b>	DRAWING NUMBER <b>EE7300</b>		SHEET 1 OF 1



Data Sheet

Date: 6/29/2017

215TFBA6007

Customer: \_\_\_\_\_



Attention: \_\_\_\_\_

**Submittal**

Submitted by: FAREEDA DUDEKULA

Data @ 575 V

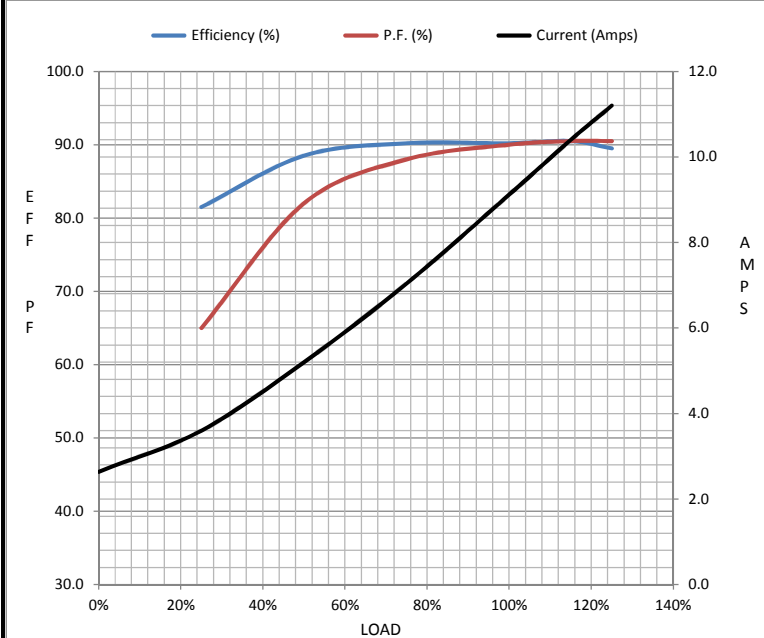
Motor Load Data

Load	0%	25%	50%	75%	100%	115%	125%	LR
Current (Amps)	2.64	3.6	5.2	7.0	9.1	10.4	11.2	64.8
Torque (ft-lb)	0.00	3.7	7.4	11.1	14.9	17.2	18.6	30.0
RPM	3600	3585	3570	3555	3540	3,530	3525	0
Efficiency (%)		81.5	88.5	90.2	90.2	90.5	89.5	
P.F. (%)	12.0	65.0	82.0	88.0	90.0	90.5	90.5	35.0

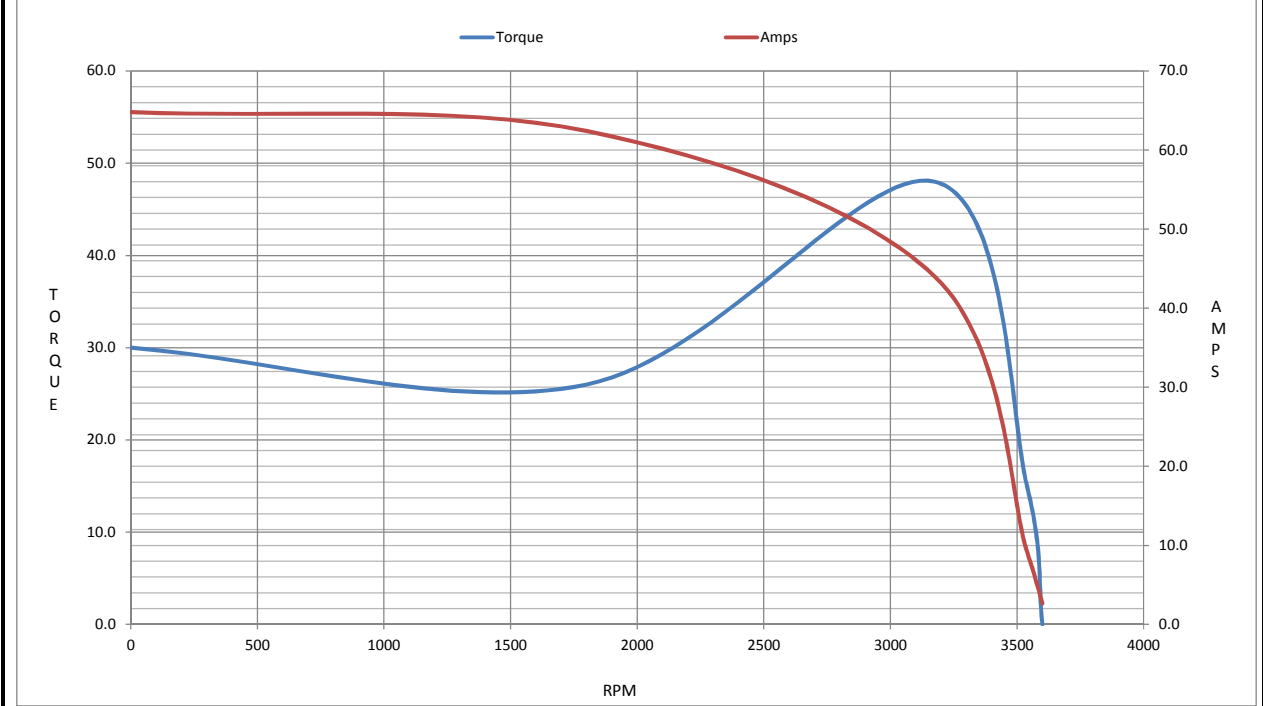
Motor Speed Data

	LR	Pull-Up	BD	Rated	Idle
Speed (RPM)	0	1800	3175	3540	3600
Current (Amps)	64.8	62.4	44.0	9.1	2.64
Torque (ft-lb)	30.0	26.0	48.0	14.9	0.00

Information Block				
HP	10.0			
Sync. RPM	3600			
Frame	215			
Enclosure	TEFC			
Construction	TFC			
Voltage	575 V			
Frequency	60 Hz			
Design	A			
LR Code letter	H			
Service Factor	1.15			
Temp Rise @ FL	50 °C			
Duty	CONT			
Ambient	40 °C			
Elevation	1,000 feet			
Rotor/Shaft wk <sup>2</sup>	0.45 Lb-Ft <sup>2</sup>			
Ref Wdg	CHT21520001 NONE			
Sound Pressure @ 1M	72 dBA			
VFD Rating	CONSTANT 10:1			
Outline Dwg	SS620297			
Conn. Diag	EE7300			
Additional Specifications:				
0				
0				
EQUIV CKT (OHMS / PHASE)				
R1	R2	X1	X2	Xm
0.6880	0.6430	2.4850	2.6180	127.5780



Speed -Torque Curve



## EC Declaration of Conformity

The undersigned representing  
the manufacturer:

Regal Beloit America  
100 East Randolph St.  
Wausau, WI 54401

and the authorized representative  
established within the Community:

Marathon Electric UK  
6F Thistleton Road Ind. Estate  
Market Overton  
Oakham, Rutland LE15 7PP UK

are committed to providing customers with products that comply with applicable regulations and international protocols to which they are subject, including the requirements of the European Parliament Directive on the Harmonization of the laws relating to electrical equipment designed for use within certain voltage limits (2014/35/EU).

Regal Beloit America declares that the following product(s), to which this declaration relates, are in conformity with the relevant sections of the EC standards listed below.

This statement supersedes any statements previously issued pertaining to the product(s) listed below and is subject to change without notice.

Model No : 215TTFBA6007

(Model No. may contain prefix and/or suffix characters)

Catalog No : GT1418

Rework No : N/A

Directives :

Low Voltage Directive 2014/35/EU

Harmonized Standards Used :

EN 60034-1: 2010 (IEC 60034-1: 2010)

EN 60034-5: 2001/A1:2007 (IEC 60034-5: 2000/A1:2006)

Authorized Representative:



Michael A. Logsdon  
Vice President, Technology

Authorized Representative in the Community:



Julian Clark  
Marketing Engineer

Created on 09/01/2022

**CE 22**