

PRODUCT INFORMATION PACKET

Model No: 213UTFS4079

Catalog No: P617

Automotive Duty Motor, 2 HP, 3 Ph, 60 Hz, 460 V, 1200 RPM, 213UC Frame, TEFC

Regal and are trademarks of Regal Rexnord Corporation or one of its affiliated companies.
©2022 Regal Rexnord Corporation, All Rights Reserved. MC017097E

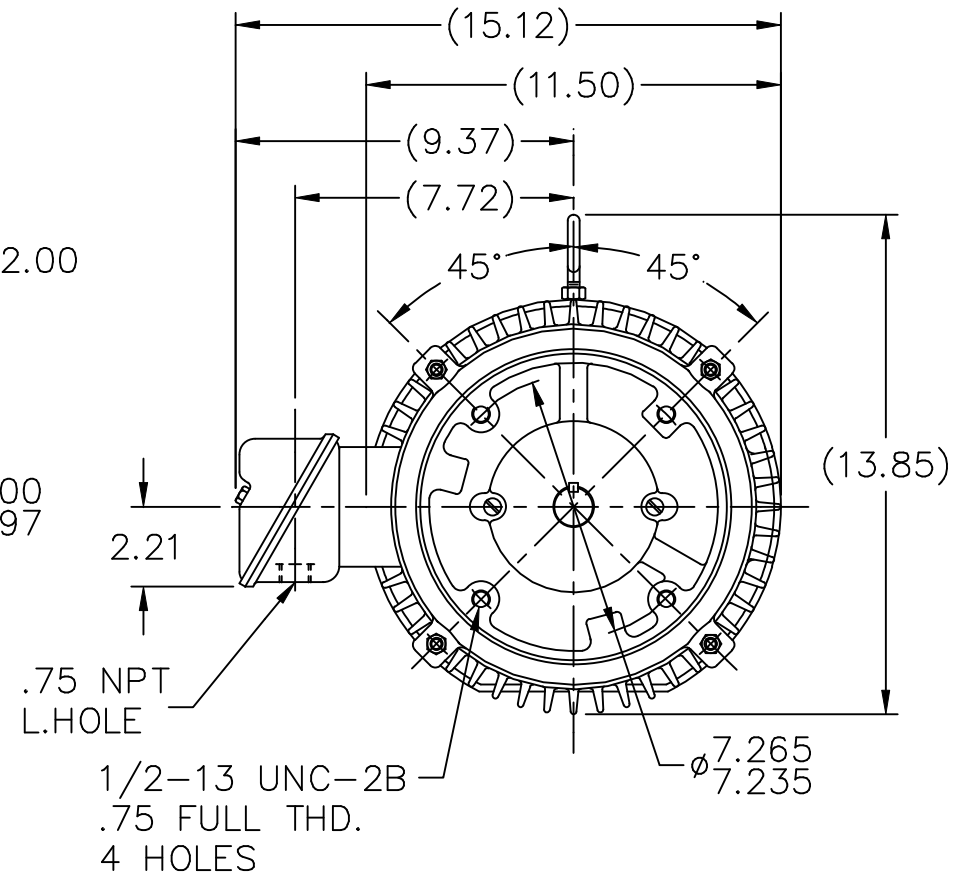
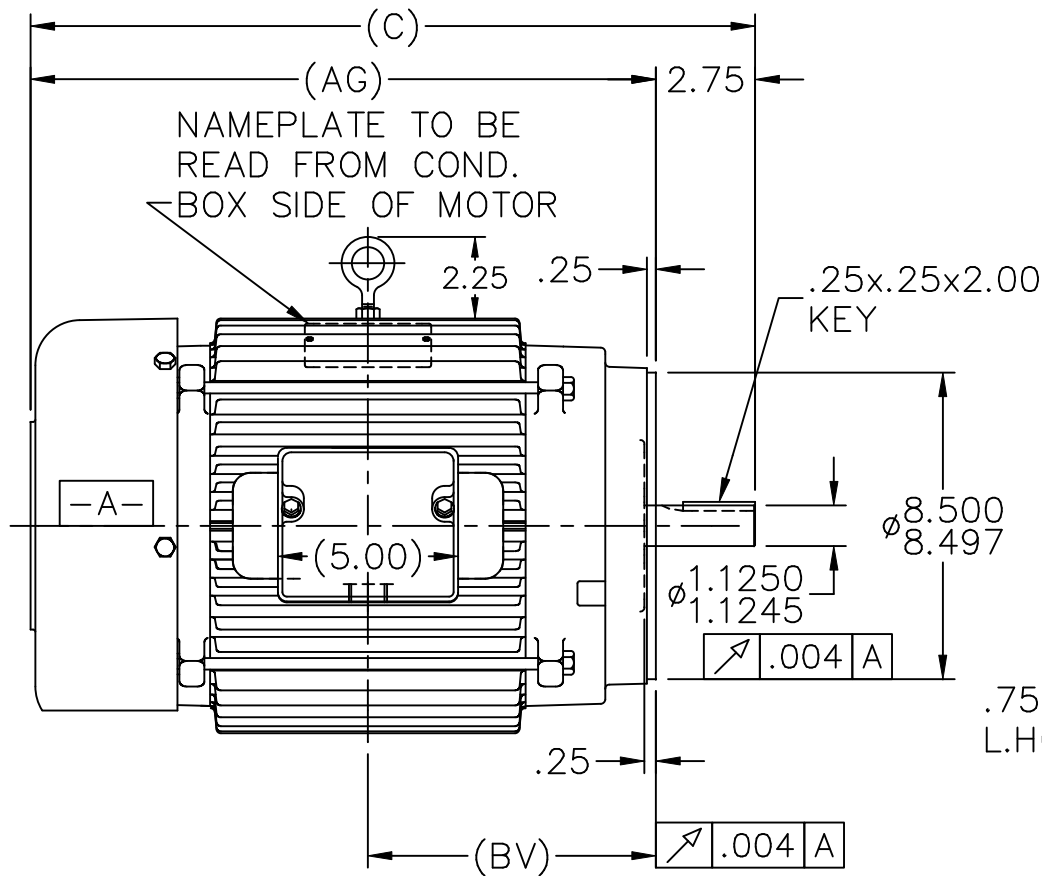


Nameplate Specifications

Output HP	2 Hp	Output KW	1.5 kW
Frequency	60 Hz	Voltage	460 V
Current	3.1 A	Speed	1175 rpm
Service Factor	1	Phase	3
Efficiency	87.5 %	Power Factor	70
Duty	Continuous	Insulation Class	F
Design Code	B	KVA Code	L
Frame	213UC	Enclosure	Totally Enclosed Fan Cooled
Thermal Protection	No Protection	Ambient Temperature	65 °C
Drive End Bearing Size	6309	Opp Drive End Bearing Size	6206
UL	No	CSA	Y
CE	Y	IP Code	43
Number of Speeds	1		

Technical Specifications

Electrical Type	Squirrel Cage Induction Run	Starting Method	Across The Line
Poles	6	Rotation	Reversible
Resistance Main	4.15 Ohms	Mounting	Round
Motor Orientation	Horizontal	Drive End Bearing	Ball
Opp Drive End Bearing	Ball	Frame Material	Cast Iron
Shaft Type	U	Overall Length	18.58 in
Frame Length	7.25 in	Shaft Diameter	1.125 in
Shaft Extension	2.75 in	Assembly/Box Mounting	F1/F2 CAPABLE
Outline Drawing	A-SS88397-725	Connection Drawing	A-EE7300



NOTES:

BOX CAN BE ROTATED IN 90° STEPS.
 BOX CAN BE MOUNTED ON OPPOSITE SIDE BY REMOVING BRACKETS AND TURNING FRAME 180°

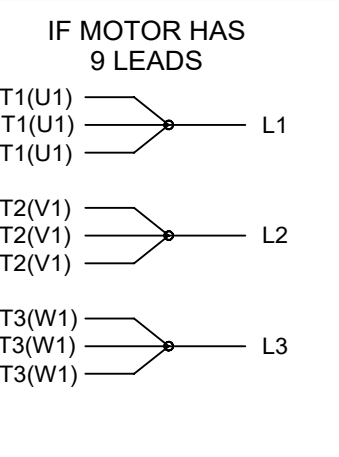
DASH	FR.	C	AG	BV
725	213T	18.58	15.83	7.25
875	215T	20.08	17.33	8.00

				TOLERANCES UNLESS SPECIFIED		MARATHON ELECTRIC	DRAWN DAH 05-02-2001				
				DEC.	INCHES		CHK	ML	05-02-2001		
				.X	±.1	TITLE OUTLINE 210UC FR. - TEFC	APPD DR 05-03-2001				
				.XX	±.03		SCALE 3=16				
2	REDRAWN IN AUTOCAD	TAT 05-19-2005	ML	.XXX	±.005		REF				
1	NEW DRAWING MU36767	DAH 05-03-2001		.XXXX	±.0005	MAT'L.					
NO.	REVISION	BY & DATE	CHK	ANG	±7'30"	PREV					
THIS DRAWING IN DESIGN AND DETAIL IS OUR PROPERTY AND MUST NOT BE USED EXCEPT IN CONNECTION WITH OUR WORK ALL RIGHTS OF DESIGN AND INVENTION ARE RESERVED THIS IS AN ELECTRONICALLY GENERATED DOCUMENT - DO NOT SCALE THIS PRINT				RFP	CAD FILE ss88397		SIZE	DRAWING NO.	PAGE	OF	REV.
				DIST	LB	A	SS88397			2	

THREE PHASE - SINGLE VOLTAGE
MOTOR - CONDUIT BOX @ 'A'

TERMINAL BLOCK WHEN SPECIFIED

TO REVERSE ROTATION:
INTERCHANGE ANY TWO LINE
LEAD CONNECTIONS



VIEW OF TERMINAL END

OPTIONAL CORD CONNECTION

L1	WHITE
L2	RED
L3	BLACK

DRAWING REVISION AC	REVISION BY BS	REV DATE/© DATE 26/07/2022
REQUEST NUMBER CR-0010402	APPROVED BY SN	DATE 26/07/2022
REQUEST NUMBER DESCRIPTION DRAWING UPDATED		
<small>COPYRIGHT (PER REVISION DATE) REGAL BELOIT AMERICA, INC. ALL RIGHTS RESERVED. PROPRIETARY AND CONFIDENTIAL INFORMATION - THIS DOCUMENT IS THE PROPERTY OF REGAL BELOIT AMERICA, INC. ("OWNER") AND CONTAINS OWNER'S PROPRIETARY INFORMATION. ANY PERSON, CORPORATION OR OTHER FIRM RECEIVING IT IS DEEMED, BY RECEIVING IT, TO AGREE THAT IT, AND/OR ANY PART OF IT, SHALL NOT BE DISCLOSED TO ANY PERSON, CORPORATION OR OTHER ENTITY, DUPLICATED, AND/OR USED, EXCEPT AS EXPRESSLY APPROVED IN WRITING IN ADVANCE BY OWNER. THIS DOCUMENT SHALL BE RETURNED TO OWNER UPON REQUEST. IT MAY BE SUBJECT TO CERTAIN RESTRICTIONS UNDER APPLICABLE EXPORT CONTROL LAWS AND REGULATIONS.</small>		

PRIMARY DIMENSIONS ARE INCH
mm DIMENSIONS IN [BRACKETS]
ARE FOR REFERENCE ONLY

DRAWN BY DA
DATE 03-26-1993
APPROVED BY TB
DATE 03-26-1993
REFERENCE
THIRD ANGLE PROJECTION

		Regal Beloit America, Inc.	
DESCRIPTION CONNECTION DIAGRAM EXTERNAL - SINGLE VOLTAGE - 3Ø MOTOR			
MATERIAL		PROCESS/FINISH	
SIZE A	DRAWING NUMBER EE7300		SHEET 1 OF 1