

# PRODUCT INFORMATION PACKET



Model No: 213TTGN12537  
Catalog No: 213TTGN12537  
7 1/2,1800,EPFC,213T,3/60/460

Regal and Marathon are trademarks of Regal Rexnord Corporation or one of its affiliated companies.  
©2024 Regal Rexnord Corporation, All Rights Reserved. MC017097E



**Nameplate Specifications**

Phase	3	Output HP	7.50 Hp
Output KW	5.6 kW	Voltage	460 V
Speed	1770 rpm	Service Factor	1.15
Frame	213T	Enclosure	Explosion Proof Fan cooled
Thermal Protection	Thermostat	Efficiency	91.7 %
Ambient Temperature	50 °C	Frequency	60 Hz
Current	9.6 A	Power Factor	80
Duty	Continuous	Insulation Class	F
Design Code	B	KVA Code	H
Drive End Bearing Size	6307	Opp Drive End Bearing Size	6208
UL	No	CSA	N
CE	N	IP Code	54
Number of Speeds	1	Hazardous Location	EXP PROOF CL I GR D T2A

**Technical Specifications**

Electrical Type	Squirrel Cage Induction Run	Starting Method	Across The Line
Poles	4	Rotation	Reversible
Resistance Main	1.17 Ohms	Mounting	Rigid Base
Motor Orientation	Horizontal	Drive End Bearing	Ball
Opp Drive End Bearing	Ball	Frame Material	Cast Iron
Shaft Type	T	Assembly/Box Mounting	F1 ONLY
Outline Drawing	B-037660-912	Connection Drawing	A-EE7300AK

This is an uncontrolled document once printed or downloaded and is subject to change without notice. Date Created:09/07/2024

4

3

Uncontrolled Copy

2

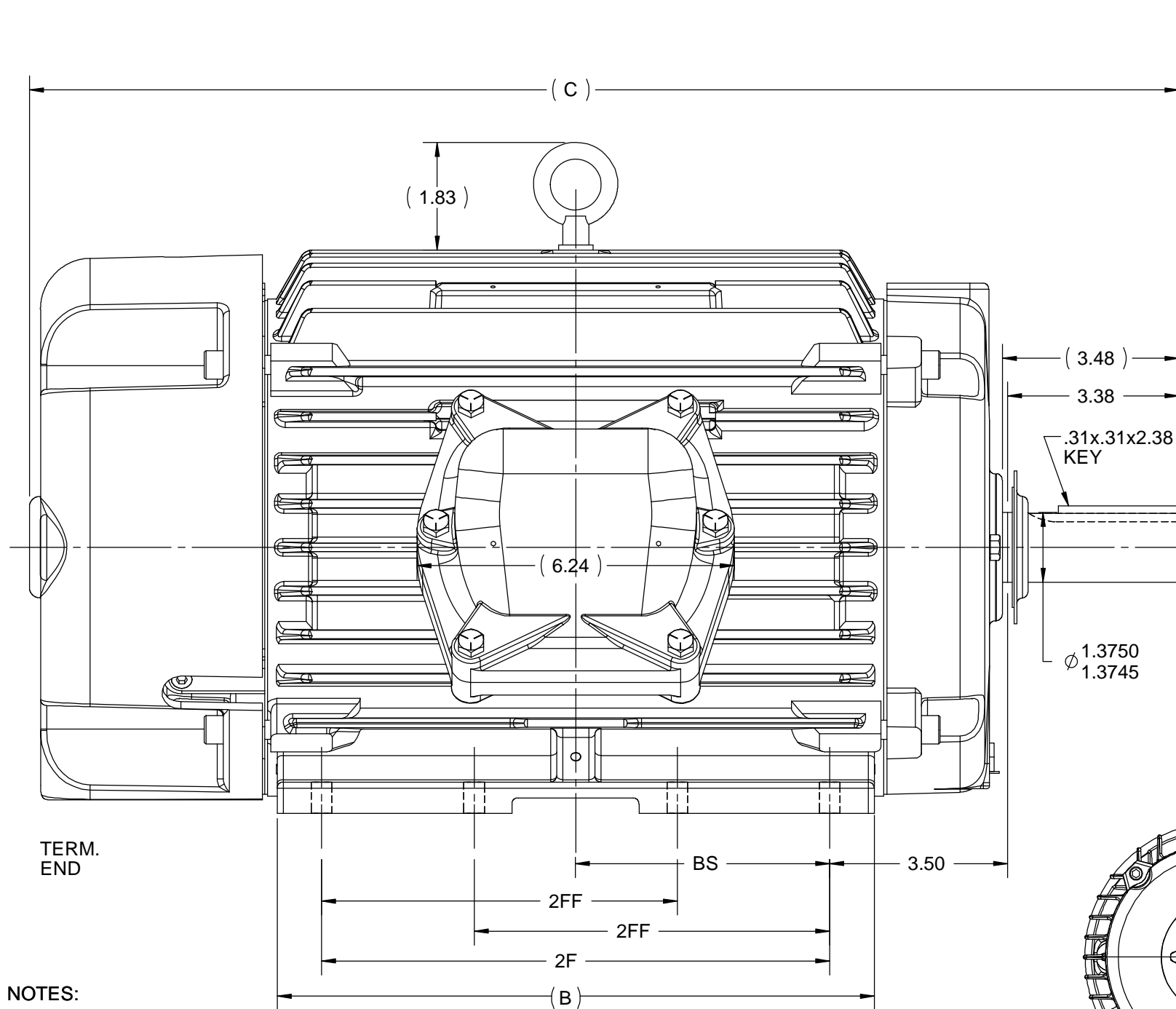
1

B

B

A

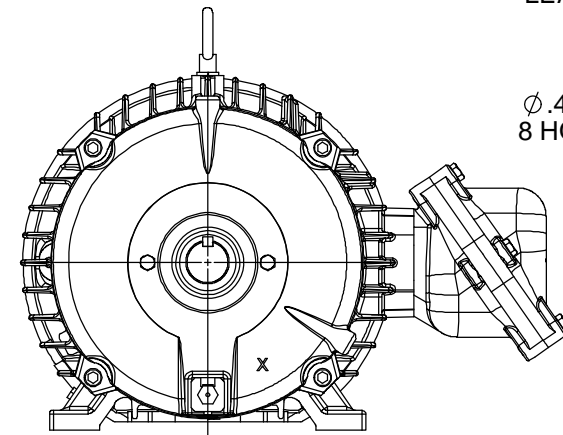
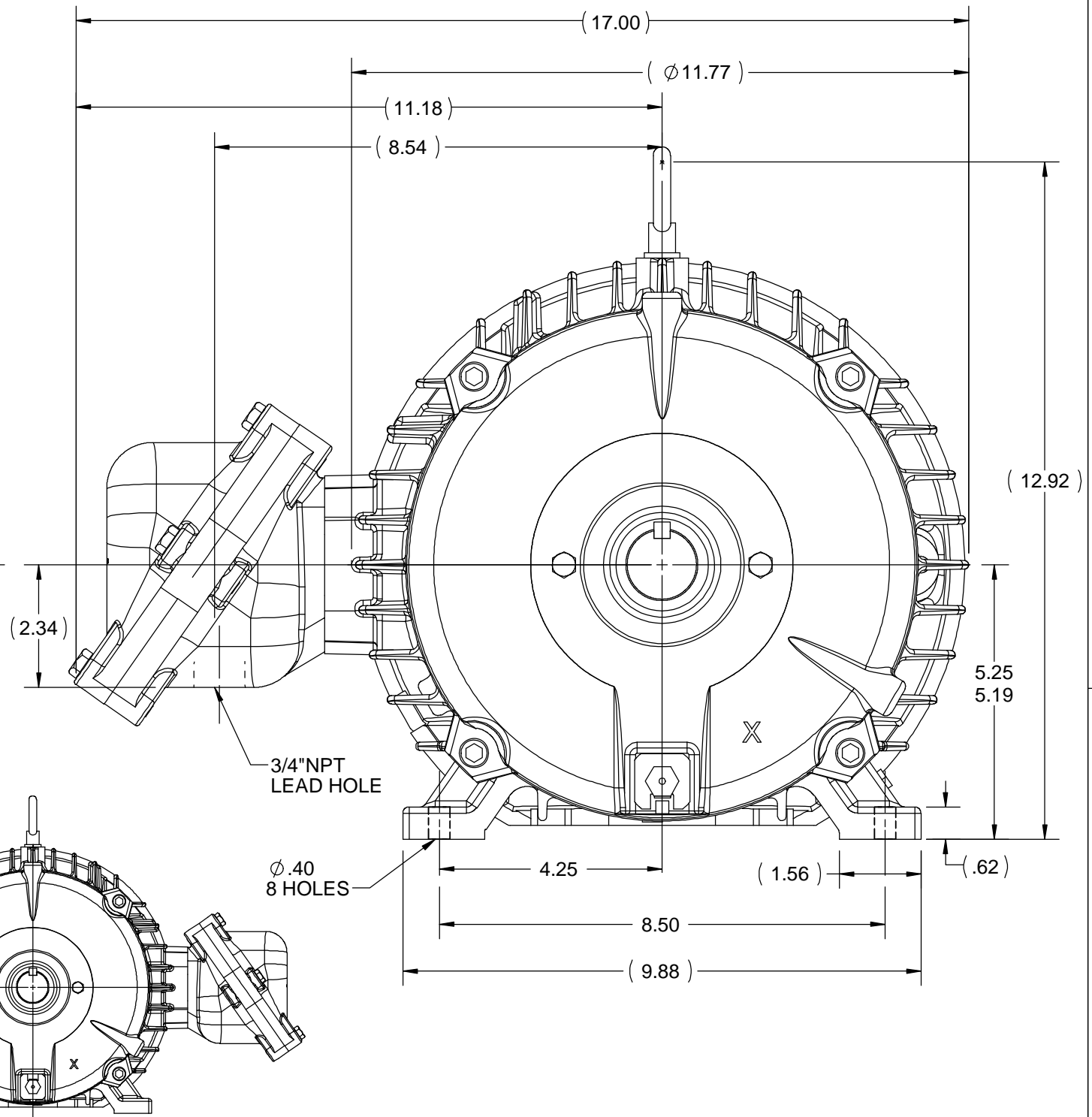
A



TERM.  
END

NOTES:

1. CONDUIT BOX CAN BE ROTATED IN 90° STEPS.
2. CONDUIT BOX CAN BE MOUNTED IN OPPOSITE SIDE BY REMOVING BRACKETS AND TURNING FRAME 180°. THIS MODIFICATION CAN BE PERFORMED ONLY BY THE ORIGINAL EQUIPMENT MANUFACTURER, OR BY A FACILITY THAT IS COVERED UNDER UNDERWRITERS LABORATORIES INC. CATEGORY PTKQ, TITLED "MOTOR AND GENERATORS,. REBUILT FOR USE IN HAZARDOUS LOCATION".
3. NAMEPLATE TO BE READ FROM CONDUIT BOX SIDE OF MOTOR.



F2 MOUNTING

1212	215	22.63	11.76	10	7	5
912	213/215	19.63	8.63	7	5.5	3.5
DASH	FRAME	C	B	2F	2FF	BS

DRAWING REVISION G	REVISION BY MVG	DATE 02/08/2019
ECO ECO-0139404	APPROVED BY SR	DATE 02/08/2019
ECO DESCRIPTION OUTLINE UPDATED AS PER ECR-0149056 COPYRIGHT REGAL BELOIT AMERICA, INC. ALL RIGHTS RESERVED. PROPRIETARY AND CONFIDENTIAL INFORMATION - THIS DOCUMENT IS THE PROPERTY OF REGAL BELOIT AMERICA, INC. ("OWNER") AND CONTAINS OWNER'S PROPRIETARY INFORMATION. ANY PERSON, CORPORATION OR OTHER FIRM RECEIVING IT IS DEEMED, BY RECEIVING IT, TO AGREE THAT IT, AND/OR ANY PART OF IT, SHALL NOT BE DISCLOSED TO ANY PERSON, CORPORATION OR OTHER ENTITY, DUPLICATED, AND/OR USED, EXCEPT AS EXPRESSLY APPROVED IN WRITING IN ADVANCE BY OWNER. THIS DOCUMENT SHALL BE RETURNED TO OWNER UPON REQUEST. IT MAY BE SUBJECT TO CERTAIN RESTRICTIONS UNDER APPLICABLE EXPORT CONTROL LAWS AND REGULATIONS.		

TOLERANCES UNLESS OTHERWISE SPECIFIED:

DEC.	INCH	mm	ANGLE
.X	±0.1	[±2.5]	±7° 30"
.XX	±0.03	[±0.76]	
.XXX	±0.005	[±0.127]	
.XXXX	±0.0005	[±0.0127]	

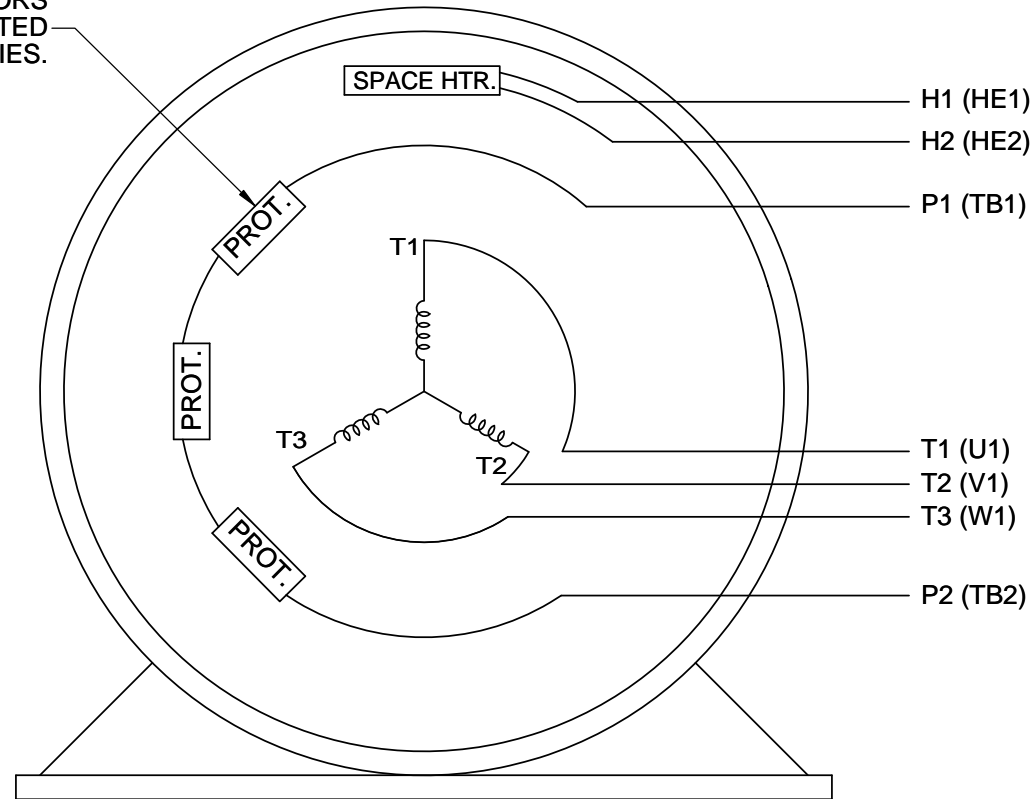
REMOVE BURRS & BREAK SHARP EDGES: .003/.015 [.076/.381] X 45°  
CORNER FILLETS: R.02 [.51]  
MACHINED SURFACES: 200 INCH/mm 5.1  
mm SHOWN IN [BRACKETS]

DRAWN BY AK 10/28/2009	REGAL™ Regal Beloit America, Inc.		
DATE	DESCRIPTION OUTLINE 210 FR. - EPFC		
APPROVED BY	MATERIAL		
DATE	PROCESS/FINISH		
REFERENCE SS84370	SIZE B		
THIRD ANGLE PROJECTION	DRAWING NUMBER 037660		
	SHEET 1 OF 1		

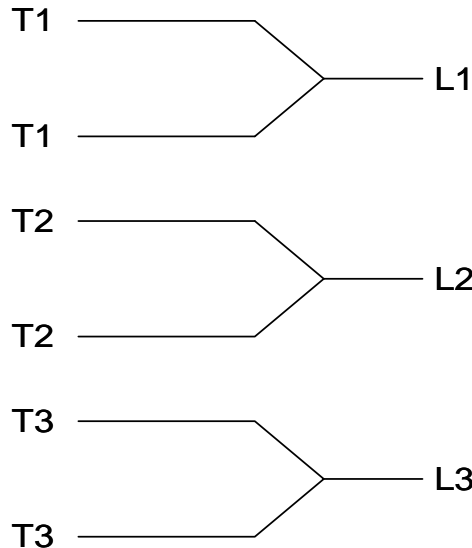
# P1 AND P2 PROTECTORS TO VOLTAGE CONTROL

TO REVERSE ROTATION:  
INTERCHANGE ANY TWO  
LINE LEAD CONNECTIONS.

PROTECTORS  
CONNECTED  
IN SERIES.



IF MOTOR OR GENERATOR  
HAS 6 LEADS



A-9806 DECAL

DRAWING REVISION J	REVISION BY J. OTTO	DATE 04-13-2017	TOLERANCES UNLESS OTHERWISE SPECIFIED: <div><div>DEC.</div><div>INCH</div><div>mm</div><div>ANGLE</div></div> <div><div>.X</div><div>±0.1</div><div>[±2.5]</div><div>±7' 30"</div></div> <div><div>.XX</div><div>±0.02</div><div>[±0.51]</div></div> <div><div>XXX</div><div>±0.005</div><div>[±0.127]</div></div> <div><div>.XXXX</div><div>±0.0005</div><div>[±0.0127]</div></div> <div>REMOVE BURRS &amp; BREAK SHARP EDGES: .003/.015 [.076/.381] CORNER FILLETS: .02 [.51] MACHINED SURFACES: 200 INCH 5.1 mm mm SHOWN IN [BRACKETS]</div>		DRAWN BY MJD	<div><div>REGAL™</div><div>Regal Beloit America, Inc.</div></div>		
ECO ECO-0121568	APPROVED BY T. VUE	DATE 04-18-2017			DATE 06-24-2014	DESCRIPTION CONN DIAGRAM-INTERNAL SINGLE VOLT-3Ø MOTOR		
ECO DESCRIPTION ADDED IEC NOTATIONS			APPROVED BY TB		MATERIAL		PROCESS/FINISH	
COPYRIGHT REGAL BELOIT AMERICA, INC. ALL RIGHTS RESERVED. PROPRIETARY AND CONFIDENTIAL INFORMATION - THIS DOCUMENT IS THE PROPERTY OF REGAL BELOIT AMERICA, INC. ("OWNER") AND CONTAINS OWNER'S PROPRIETARY INFORMATION. ANY PERSON, CORPORATION OR OTHER FIRM RECEIVING IT IS DEEMED, BY RECEIVING IT, TO AGREE THAT IT, AND/OR ANY PART OF IT, SHALL NOT BE DISCLOSED TO ANY PERSON, CORPORATION OR OTHER ENTITY, DUPLICATED, AND/OR USED, EXCEPT AS EXPRESSLY APPROVED IN WRITING IN ADVANCE BY OWNER. THIS DOCUMENT SHALL BE RETURNED TO OWNER UPON REQUEST. IT MAY BE SUBJECT TO CERTAIN RESTRICTIONS UNDER APPLICABLE EXPORT CONTROL LAWS AND REGULATIONS.			DATE 07-06-1998					
			REFERENCE		THIRD ANGLE PROJECTION	SIZE A	DRAWING NUMBER EE7300AK	SHEET 1 OF 1