

PRODUCT INFORMATION PACKET



Model No: 213THGND16501
Catalog No: 213THGND16501
7.5,3600,EPFC,213T,3/60/230/460

Regal and Marathon are trademarks of Regal Rexnord Corporation or one of its affiliated companies.
©2024 Regal Rexnord Corporation, All Rights Reserved. MC017097E



Nameplate Specifications

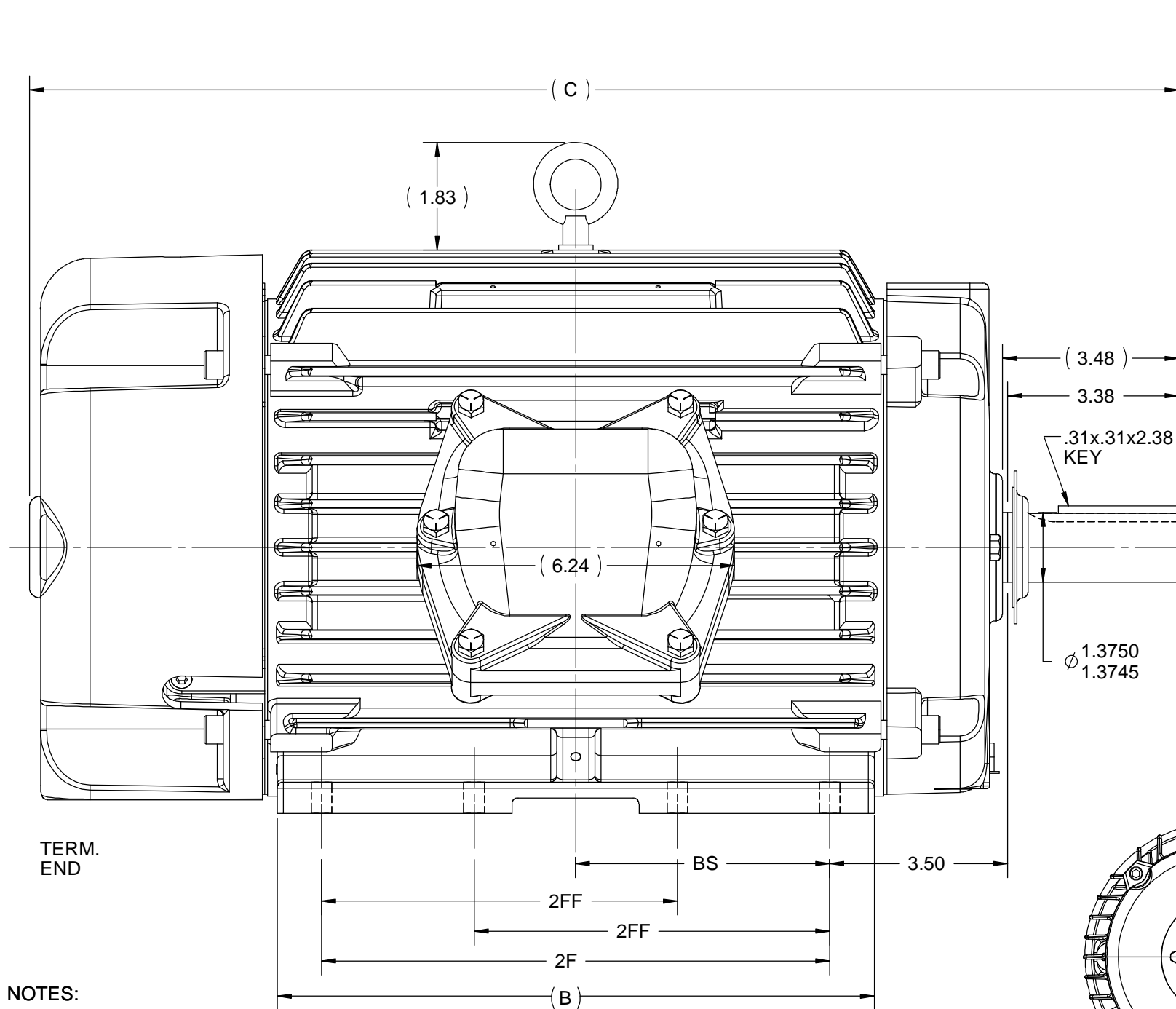
Phase	3	Output HP	7.50 Hp
Output KW	5.6 kW	Voltage	230/460 V
Speed	3525 rpm	Service Factor	1
Frame	213TV	Enclosure	Explosion Proof Fan cooled
Thermal Protection	Thermostat	Efficiency	89.5 %
Ambient Temperature	40 °C	Frequency	60 Hz
Current	18.2/9.1 A	Power Factor	86.2
Duty	Continuous	Insulation Class	F
Design Code	INV	KVA Code	H
Drive End Bearing Size	6307	Opp Drive End Bearing Size	6208
UL	No	CSA	N
CE	N	IP Code	54
Number of Speeds	1	Hazardous Location	EXP PROOF CL I GR C&D CL II GR F&G T3C

Technical Specifications

Electrical Type	Squirrel Cage Inverter Duty	Starting Method	Inverter Only
Poles	2	Rotation	Reversible
Resistance Main	1.823 Ohms	Mounting	Rigid Base
Motor Orientation	Shaft Up	Drive End Bearing	Ball
Opp Drive End Bearing	Ball	Frame Material	Cast Iron
Shaft Type	T	Assembly/Box Mounting	W8
Outline Drawing	037660-912	Connection Drawing	EE7308T

This is an uncontrolled document once printed or downloaded and is subject to change without notice. Date Created:09/07/2024

B

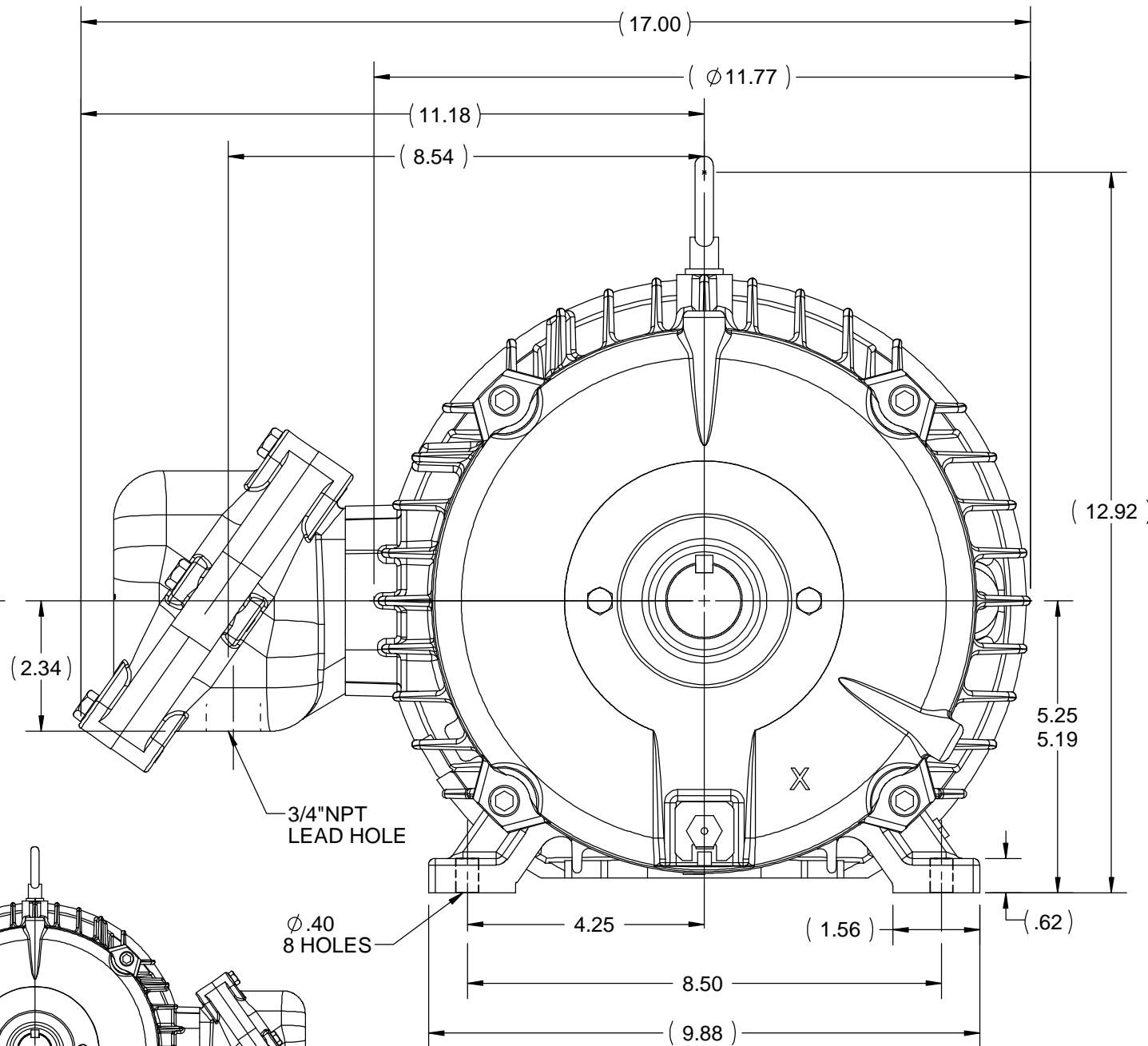
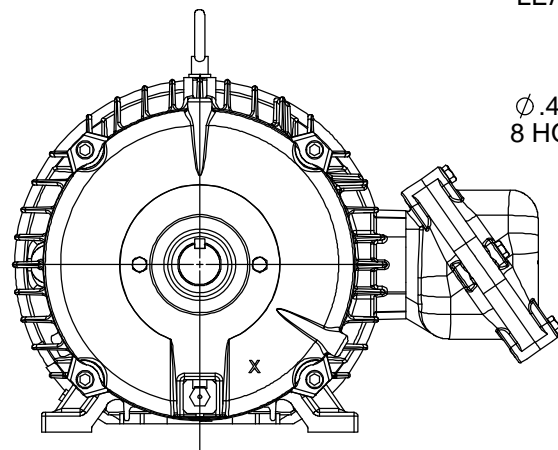


NOTES:

1. CONDUIT BOX CAN BE ROTATED IN 90° STEPS.
2. CONDUIT BOX CAN BE MOUNTED IN OPPOSITE SIDE BY REMOVING BRACKETS AND TURNING FRAME 180°. THIS MODIFICATION CAN BE PERFORMED ONLY BY THE ORIGINAL EQUIPMENT MANUFACTURER, OR BY A FACILITY THAT IS COVERED UNDER UNDERWRITERS LABORATORIES INC. CATEGORY PTKQ, TITLED "MOTOR AND GENERATORS,. REBUILT FOR USE IN HAZARDOUS LOCATION".
3. NAMEPLATE TO BE READ FROM CONDUIT BOX SIDE OF MOTOR.

A

1212	215	22.63	11.76	10	7	5
912	213/215	19.63	8.63	7	5.5	3.5
DASH	FRAME	C	B	2F	2FF	BS

F2 MOUNTING

B

A

DRAWING REVISION G	REVISION BY MVG	DATE 02/08/2019
ECO ECO-0139404	APPROVED BY SR	DATE 02/08/2019
ECO DESCRIPTION OUTLINE UPDATED AS PER ECR-0149056 COPYRIGHT REGAL BELOIT AMERICA, INC. ALL RIGHTS RESERVED. PROPRIETARY AND CONFIDENTIAL INFORMATION - THIS DOCUMENT IS THE PROPERTY OF REGAL BELOIT AMERICA, INC. ("OWNER") AND CONTAINS OWNER'S PROPRIETARY INFORMATION. ANY PERSON, CORPORATION OR OTHER FIRM RECEIVING IT IS DEEMED, BY RECEIVING IT, TO AGREE THAT IT, AND/OR ANY PART OF IT, SHALL NOT BE DISCLOSED TO ANY PERSON, CORPORATION OR OTHER ENTITY, DUPLICATED, AND/OR USED, EXCEPT AS EXPRESSLY APPROVED IN WRITING IN ADVANCE BY OWNER. THIS DOCUMENT SHALL BE RETURNED TO OWNER UPON REQUEST. IT MAY BE SUBJECT TO CERTAIN RESTRICTIONS UNDER APPLICABLE EXPORT CONTROL LAWS AND REGULATIONS.		

TOLERANCES UNLESS OTHERWISE SPECIFIED:			
DEC.	INCH	mm	ANGLE
.X	± 0.1	[± 2.5]	$\pm 7^{\circ} 30''$
.XX	± 0.03	[± 0.76]	
.XXX	± 0.005	[± 0.127]	
.XXXX	± 0.0005	[± 0.0127]	
REMOVE BURRS & BREAK SHARP EDGES: .003/.015 [.076/.381] X 45° CORNER FILLETS: R.02 [.51] MACHINED SURFACES: 200 INCH/mm 5.1			
mm SHOWN IN [BRACKETS]			

DRAWN BY AK 10/28/2009	DATE
APPROVED BY	DATE
REFERENCE SS84370	THIRD ANGLE PROJECTION

REGAL ™ Regal Beloit America, Inc.	
DESCRIPTION OUTLINE 210 FR. - EPFC	
MATERIAL	PROCESS/FINISH
SIZE B	DRAWING NUMBER 037660
SHEET 1 OF 1	

HIGH VOLTAGE



NOTE FOR FACTORY USE ONLY:
 TO SURGE TEST FOR COMMON CONNECT:
 HIGH VOLT: CONNECT P1 TO T1
 THEN P2 TO L1
 LOW VOLT: CONNECT P1 TO T1 & T7,
 THEN P2 TO L1

LOW VOLTAGE

THREE PHASE
DUAL VOLTAGE MOTOR

VIEW OF TERMINAL END

NOTE: LEAD'S COLOR CAN BE YELLOW OR WHITE FOR MT2 PLANT

DRAWING REVISION T	REVISION BY ZR	DATE 01-14-2019
ECO ECO-0159915	APPROVED BY DR	DATE 01-15-2019

ADDED TERMINAL CONNECTION DIAGRAM

COPYRIGHT REGAL BELOIT AMERICA, INC. ALL RIGHTS RESERVED.
 PROPRIETARY AND CONFIDENTIAL INFORMATION - THIS DOCUMENT IS THE PROPERTY OF
 REGAL BELOIT AMERICA, INC. ("OWNER") AND CONTAINS OWNER'S PROPRIETARY
 INFORMATION. ANY PERSON, CORPORATION OR OTHER FIRM RECEIVING IT IS DEEMED,
 BY RECEIVING IT, TO AGREE THAT IT, AND/OR ANY PART OF IT, SHALL NOT BE DISCLOSED
 TO ANY PERSON, CORPORATION OR OTHER ENTITY, DUPLICATED, AND/OR USED, EXCEPT
 AS EXPRESSLY APPROVED IN WRITING IN ADVANCE BY OWNER. THIS DOCUMENT SHALL
 BE RETURNED TO OWNER UPON REQUEST. IT MAY BE SUBJECT TO CERTAIN
 RESTRICTIONS UNDER APPLICABLE EXPORT CONTROL LAWS AND REGULATIONS.

DRAWN BY SMC	DATE 05-13-1992
APPROVED BY TB	DATE 05-13-1992
REFERENCE EE7308/EE7300	THIRD ANGLE PROJECTION

Regal™ Regal Beloit America, Inc.

CONN DIAGRAM-INTERNAL

3 PHASE - DUAL VOLTAGE MOTOR

MATERIAL	PROCESS/FINISH
SIZE A	DRAWING NUMBER EE7308T
SHEET 1 OF 1	