


# PRODUCT INFORMATION PACKET



Model No: 193386.60  
Catalog No: 193386.60  
10 HP General Purpose, 3 phase, 3600 RPM, 575 V, 132 Frame, TEFC  
Cast Iron Motors



Regal and Leeson are trademarks of Regal Rexnord Corporation or one of its affiliated companies.  
©2021 Regal Rexnord Corporation, All Rights Reserved. MC017097E





### Nameplate Specifications

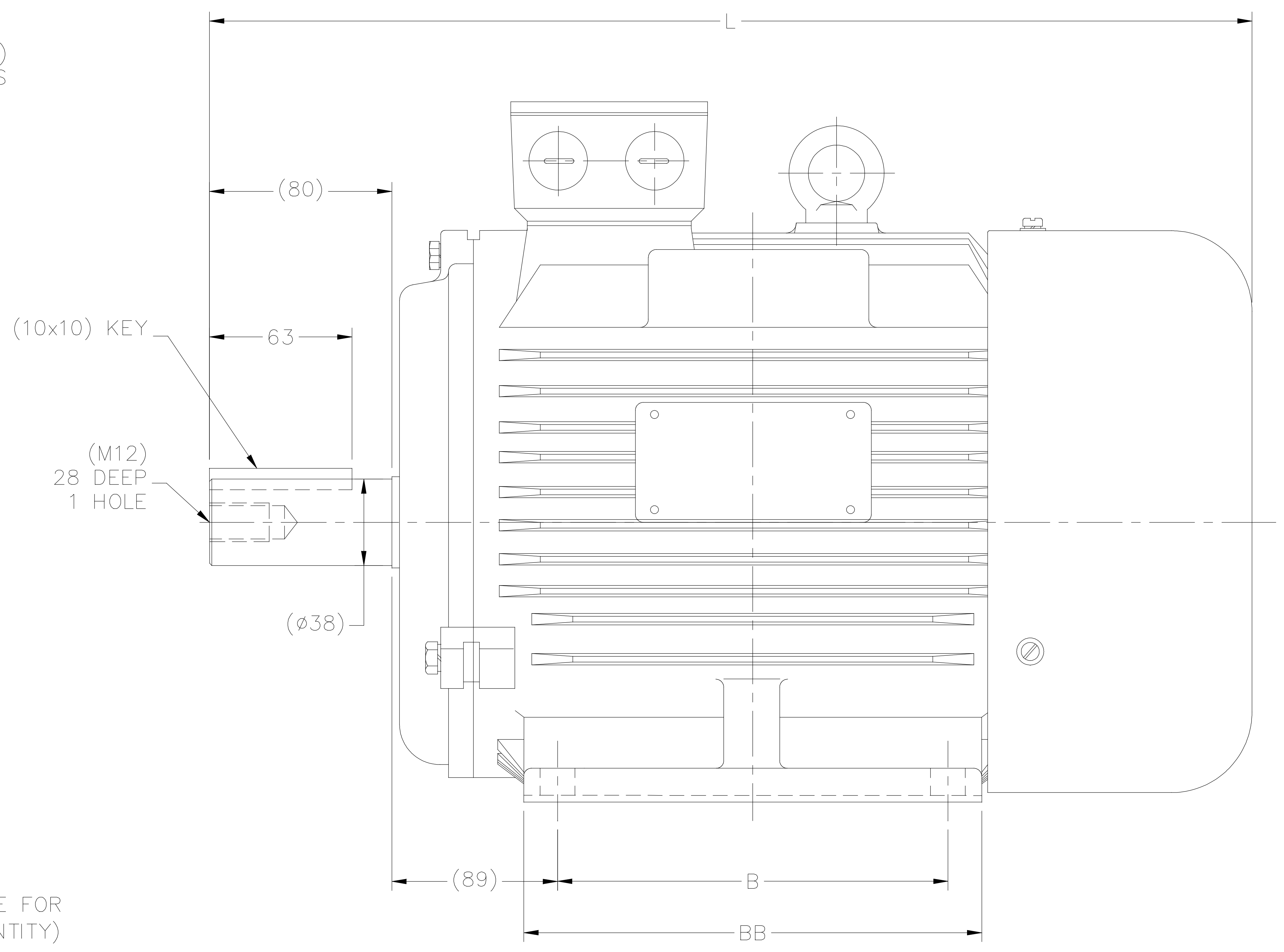
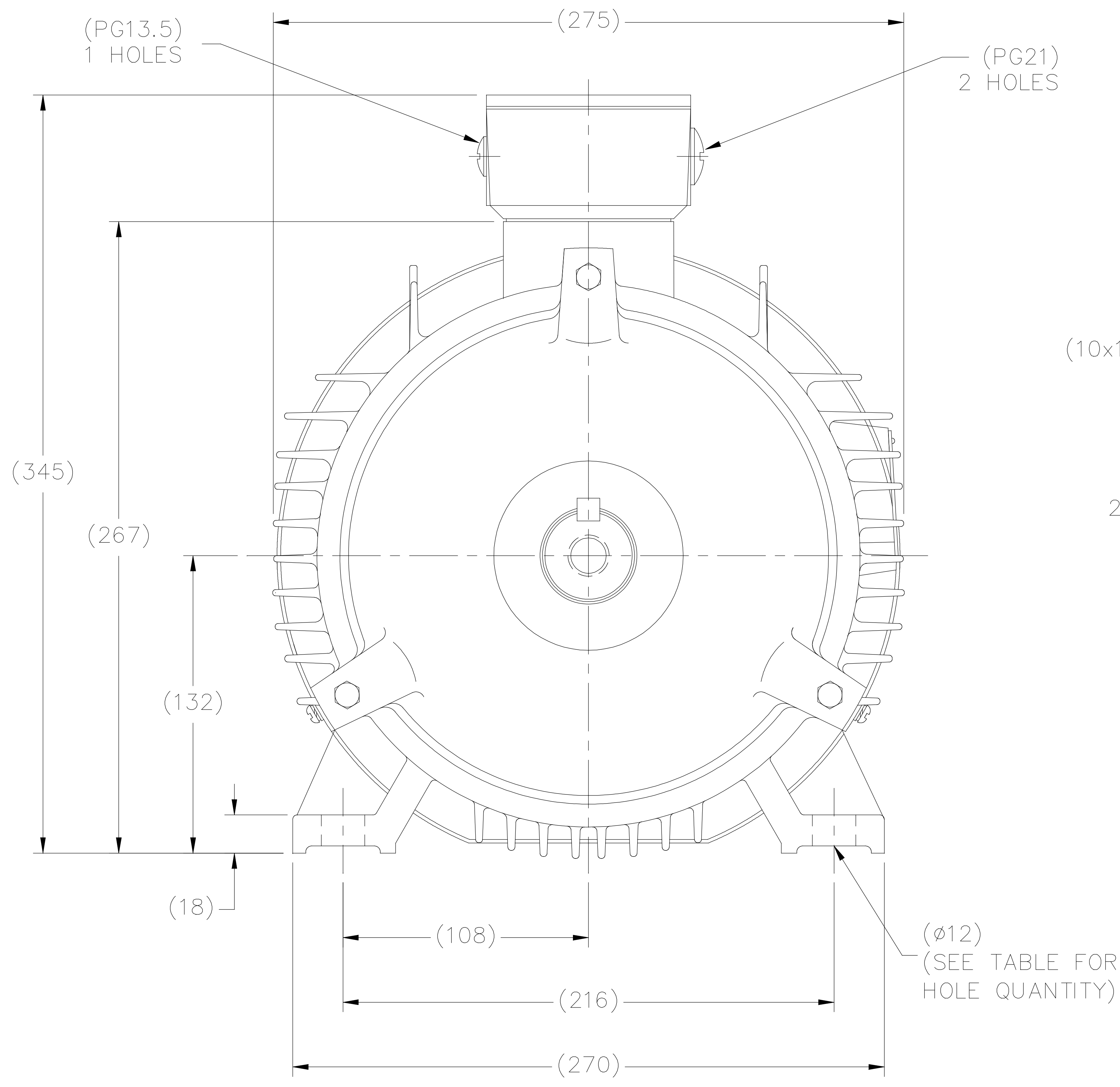
Output HP	<b>10 Hp</b>	Output KW	<b>7.5 kW</b>
Frequency	<b>60 Hz</b>	Voltage	<b>575 V</b>
Current	<b>9.6 A</b>	Speed	<b>3545 rpm</b>
Service Factor	<b>1.15</b>	Phase	<b>3</b>
Efficiency	<b>91 %</b>	Power Factor	<b>87.5</b>
Duty	<b>Continuous</b>	Insulation Class	<b>F</b>
Design Code	<b>B</b>	KVA Code	<b>H</b>
Frame	<b>132</b>	Enclosure	<b>Totally Enclosed Fan Cooled</b>
Thermal Protection	<b>Thermostats (N/C)</b>	Ambient Temperature	<b>40 °C</b>
Drive End Bearing Size	<b>6208</b>	Opp Drive End Bearing Size	<b>6207</b>
UL	<b>Recognized</b>	CSA	<b>Y</b>
CE	<b>Y</b>	IP Code	<b>55</b>
Number of Speeds	<b>1</b>		

### Technical Specifications

Electrical Type	<b>Squirrel Cage Inverter Rated</b>	Starting Method	<b>Wye Start Delta Run Or Inverter</b>
Poles	<b>2</b>	Rotation	<b>Reversible</b>
Resistance Main	<b>.5505 Ohms</b>	Mounting	<b>Rigid Base</b>
Motor Orientation	<b>Horizontal</b>	Drive End Bearing	<b>Ball</b>
Opp Drive End Bearing	<b>Ball</b>	Frame Material	<b>Cast Iron</b>
Shaft Type	<b>IEC</b>	Overall Length	<b>18.15 in</b>
Shaft Diameter	<b>1.500 in</b>	Shaft Extension	<b>3.15 in</b>
Assembly/Box Mounting	<b>F3</b>	Inverter Load	<b>CONSTANT 10:1</b>
Connection Drawing	<b>005190</b>	Outline Drawing	<b>SS622237</b>

This is an uncontrolled document once printed or downloaded and is subject to change without notice. Date Created:10/07/2021

SS622237



(DRAWING NOT TO SCALE)

(DIMENSIONS ARE IN MILLIMETERS)

DF132S	4	461	140	186
DF132M	4	499	178	224
FRAME	# HOLES	L	B	BB

NO.	REVISION	BY & DATE	CHK	ANG	TOLERANCES UNLESS SPECIFIED		FINISH	DRAWN MSG 11-16-2010				
					DEC.	METRIC						
4	TABLE AND DIMENSIONS UPDATED	NK 07-05-18	NK	.X	±2.5			CHK MJS 11-18-2010				
3	(4) FOOT HOLES WERE (6) ECO-0130304	WGJ 10-2-17	EMH	.XX	±.76			APPD SB 11-18-2010				
2	REV CAT# FROM BLOCK-FOR CAT# SEE SS622237-CAT	MOL 11-29-12		.XXX	±.127		TITLE OUTLINE - IEC PREMIUM DF132-R FRAME	SCALE NONE				
1	REV PG13.5 HOLES WERE 2 QTY	MOL 09-24-12		.XXXX	±.0127		MAT'L.	REF				
					±7'30"			FMF HEBEI				
								PREV				
THIS DRAWING IN DESIGN AND DETAIL IS OUR PROPERTY AND MUST NOT BE USED EXCEPT IN CONNECTION WITH OUR WORK ALL RIGHTS OF DESIGN AND INVENTION ARE RESERVED THIS IS AN ELECTRONICALLY GENERATED DOCUMENT - DO NOT SCALE THIS PRINT							RFP 11-18-2010	CAD FILE SS622237	SIZE B	DRAWING NO. SS622237	PAGE OF	REV. H





**CERTIFICATION DATA SHEET**

**1051 CHEYENNE AVE.  
GRAFTON, WI 53024  
PH. 262-377-8810**

**CATALOG #:** 193386.60

**CONN. DIAGRAM:** 005190

**OUTLINE:** SS622237

**MOUNTING:** F3

**WINDING #:** T10702034 4

**TYPICAL MOTOR PERFORMANCE DATA**

HP	kW	SYNC. RPM	F.L. RPM	FRAME	ENCLOSURE	KVA CODE	DESIGN
10	7.50	3600	3545	132	TEFC	H	B

PH	Hz	VOLTS	AMPS	START TYPE	DUTY	INSL	S.F.	AMB°C
3	60	575	9.6	Y START D RUN OR INV	CONTINUOUS	F5	1.15	40

FULL LOAD EFF:	91	3/4 LOAD EFF:	91	1/2 LOAD EFF:	91	GTD. EFF		ELEC. TYPE	
FULL LOAD PF:	87.5	3/4 LOAD PF:	85	1/2 LOAD PF:	78	89.5		SQ CAGE INV RATED	

F.L. TORQUE	LOCKED ROTOR AMPS	L.R. TORQUE	B.D. TORQUE	F.L. RISE°C
14.9 LB-FT	68.8	29.5 LB-FT 196 %	42.5 LB-FT 285 %	40

SOUND PRESSURE @ 3 FT.	SOUND POWER	ROTOR WK^2	MAX. WK^2	SAFE STALL TIME	STARTS / HOUR	APPROX. MOTOR WGT
66 dBA	76 dBA	- LB-FT^2	- LB-FT^2	20 SEC.	2	175 LBS.

**\*\*\* SUPPLEMENTAL INFORMATION \*\*\***

DE BRACKET TYPE	ODE BRACKET TYPE	MOUNT TYPE	ORIENTATION	SEVERE DUTY	HAZARDOUS LOCATION	DRIP COVER	SCREENS	PAINT
STANDARD	STANDARD	RIGID	HORIZONTAL	FALSE	NONE	FALSE	NONE	BLUE (ENAMEL)

BEARINGS		GREASE	SHAFT TYPE	SPECIAL DE	SPECIAL ODE	SHAFT MATERIAL	FRAME MATERIAL
DE	ODE						
BALL	BALL	POLYREX EM	STANDARD IEC	NONE	NONE	AISI 1045 (C-240)	CAST IRON
6208	6207						

THERMO-PROTECTORS				THERMISTORS	CONTROL	SPACE HEATERS
THERMOSTATS	PROTECTORS	WDG RTDs	BRG RTDs			
TSTATS (N/C)	NOT	NONE	NONE	NONE	FALSE	NONE VOLTS

\*  
N  
O  
T  
E  
S

<b>INVERTER TORQUE:</b> CONSTANT 10:1
<b>INV. HP SPEED RANGE:</b> NONE
<b>ENCODER:</b> NONE
NONE NONE
NONE NONE PPR
<b>BRAKE:</b> NONE NONE
NONE P/N NONE
NONE NONE
NONE FT-LB NONE V NONE Hz

Data Sheet

Date: 1/22/2018

193386.60



Data @ 575 V

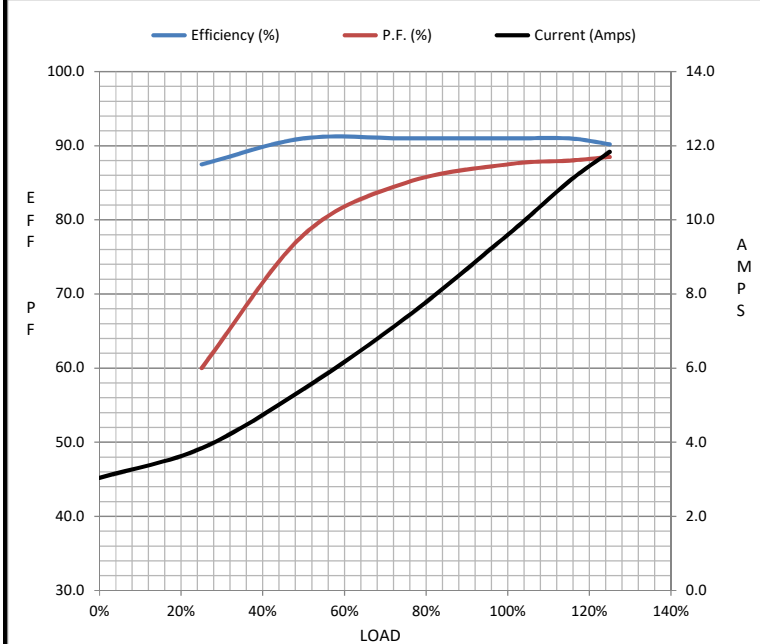
Motor Load Data

Load	0%	25%	50%	75%	100%	115%	125%	LR
Current (Amps)	3.0	3.8	5.4	7.4	9.6	11.0	11.8	68.8
Torque (ft-lb)	0.00	3.7	7.4	11.1	14.9	17.2	18.7	29.5
RPM	3600	3585	3575	3560	3545	3,535	3520	0
Efficiency (%)		87.5	91.0	91.0	91.0	91.0	90.2	
P.F. (%)	8.0	60.0	78.0	85.0	87.5	88.0	88.5	41.0

Motor Speed Data

	LR	Pull-Up	BD	Rated	Idle
Speed (RPM)	0	1800	3100	3545	3600
Current (Amps)	68.8	65.6	41.2	9.6	3.0
Torque (ft-lb)	29.5	27.0	42.5	14.9	0.00

Information Block				
HP	10.0			
Sync. RPM	3600			
Frame	132			
Enclosure	TEFC			
Construction	TFC			
Voltage	575 V			
Frequency	60 Hz			
Design	A			
LR Code letter	H			
Service Factor	1.15			
Temp Rise @ FL	40 °C			
Duty	CONT			
Ambient	40 °C			
Elevation	1,000 feet			
Rotor/Shaft wk <sup>2</sup>	0.00 Lb-Ft <sup>2</sup>			
Ref Wdg	T10702034 NONE			
Sound Pressure @ 1M	66 dBA			
VFD Rating	CONSTANT 10:1			
Outline Dwg	SS622237			
Conn. Diag	005190			
Additional Specifications:				
0				
0				
EQUIV CKT (OHMS / PHASE)				
R1	R2	X1	X2	Xm
0.0000	0.0000	0.0000	0.0000	0.0000



Speed - Torque Curve

