

PRODUCT INFORMATION PACKET



Model No: 193346.60

Catalog No: 193346.60

LEESON® PASSPORT 10 HP General Purpose, 3 phase, 1800 RPM, 230/460 V, 132M Frame, TEFC



Regal and Leeson are trademarks of Regal Rexnord Corporation or one of its affiliated companies.

©2023 Regal Rexnord Corporation, All Rights Reserved. MC017097E



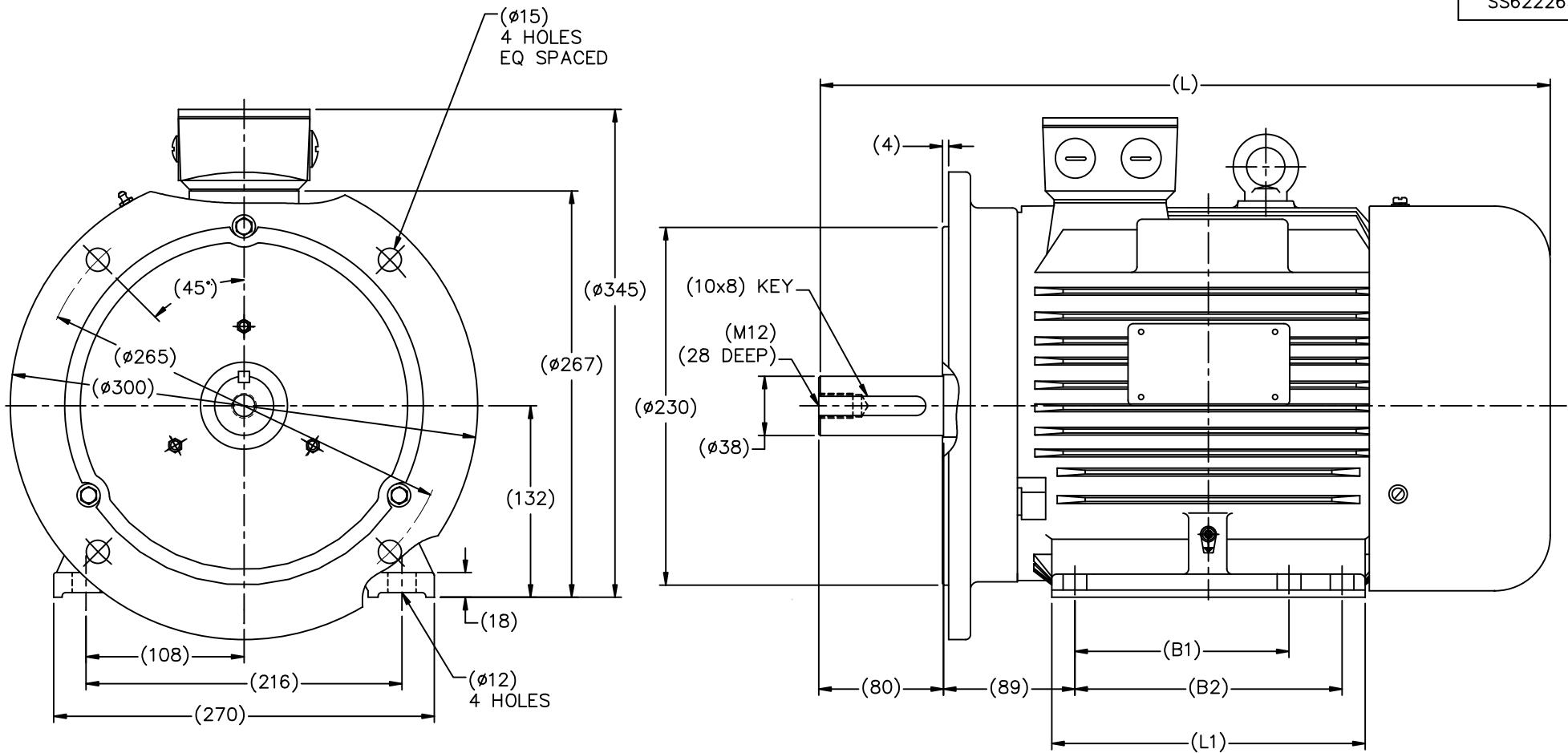


Nameplate Specifications

Phase	3	Output HP	10 & 7.50 Hp
Output KW	7.5 & 5.6 kW	Voltage	230/460 & 200/400 V
Speed	1765 & 1475 rpm	Service Factor	1.15 & 1.15
Frame	132M	Enclosure	Totally Enclosed Fan Cooled
Thermal Protection	Thermostat	Efficiency	91.7 & 91.7 %
Ambient Temperature	40 °C	Frequency	60 & 50 Hz
Current	24/12 & 21.6/10.8 A	Power Factor	86
Duty	Continuous	Insulation Class	F
Design Code	B	KVA Code	J
Drive End Bearing Size	6308	Opp Drive End Bearing Size	6306
UL	Recognized	CSA	Y
CE	Y	IP Code	55
Number of Speeds	1		

Technical Specifications

Electrical Type	Squirrel Cage Inverter Rated	Starting Method	Wye Start Delta Run Or Inverter
Poles	4	Rotation	Reversible
Resistance Main	.8 Ohms	Mounting	Rigid Base
Motor Orientation	Horizontal	Drive End Bearing	Ball
Opp Drive End Bearing	Ball	Frame Material	Cast Iron
Shaft Type	IEC	Overall Length	19.76 in
Shaft Diameter	1.500 in	Shaft Extension	3.15 in
Assembly/Box Mounting	F3		
Outline Drawing	B-SS622263	Connection Drawing	004172.03



FRAME	CAT.NO	B1	B2	L1	L	n
DF132SD1-2R	193342.60	140	/	186	464	4
DF132SD1-4R	193343.60	140	/	186	464	4
DF132SMD-2R	193345.60	140	178	224	502	6
DF132SMD-4R	193346.60	140	178	224	502	6
DF132MD1-6R	193341.60	178	/	224	502	4
DF132MD2-6R	193344.60	178	/	224	502	4

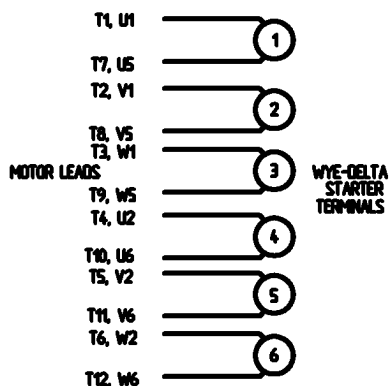
(MAY NOT BE DRAWN TO SCALE)

(DIMENSIONS ARE IN MILLIMETERS)

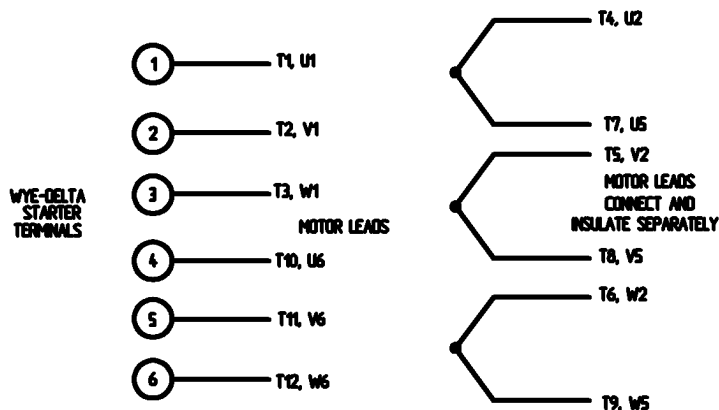
THIS DRAWING IN DESIGN AND DETAIL IS OUR PROPERTY AND MUST NOT BE USED EXCEPT IN CONNECTION WITH OUR WORK. ALL RIGHTS OF DESIGN AND INVENTION ARE RESERVED. THIS IS AN ELECTRONICALLY GENERATED DOCUMENT - DO NOT SCALE THIS PRINT.		TOLERANCES UNLESS SPECIFIED DEC. METRIC .X ±2.5 .XX ±.76 .XXX ±.127 .XXXX ±.0127	REGAL-BELOIT CORPORATION	DRAWN HLB 12-07-2010 CHK DJK 12-17-2010 APPD SB 12-18-2010 SCALE 1=18 REF FMF HEBEI PREV
NO.	REVISION	BY & DATE	CHK ANG	FINISH
			RFP 12-22-2010	CAD FILE SS622263
			DIST	SIZE B
				DRAWING NO. SS622263
				PAGE OF

WYE - DELTA STARTING USEABLE ON 2,4 AND 6 POLE MOTORS.

LOW VOLTAGE CONNECTION

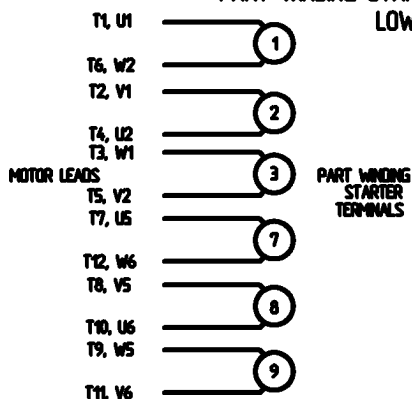


HIGH VOLTAGE CONNECTION



REFER TO THE WYE-DELTA STARTER CONNECTION INSTRUCTIONS FOR PROPER CONNECTION OF POWER LINES TO STARTER.

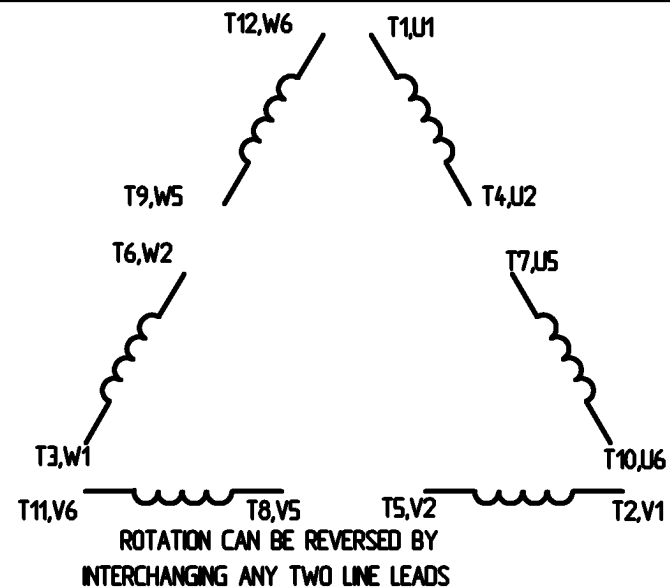
PART WINDING START USABLE ON 4 & 6 POLE MOTORS
LOW VOLTAGE CONNECTION ONLY



REFER TO THE PART WINDING STARTER INSTRUCTIONS FOR PROPER CONNECTION OF POWER LINES TO STARTER.

REFER TO THE CUTLER - HAMMER OR EQUIV. FOR PROPER SELECTION OF OVERLOAD HEATER COILS.

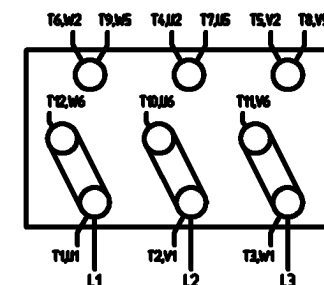
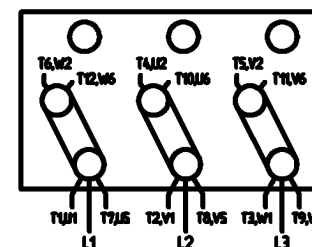
LINE LEADS



12 LEAD DELTA CONNECTION ACROSS THE LINE START
(FOR Y START DELTA RUN, REMOVE THE JUMPERS)

LOW VOLTAGE
MUST BE REWIRED
AS SHOWN

HIGH VOLTAGE
FACTORY WIRED FOR HIGH
VOLTAGE AS SHOWN



				TOLERANCES UNLESS SPECIFIED		ELECTRIC MOTORS GEARMOTORS AND DRIVES	DRAWN	CJW 08/28/02	
				DEC.	INCHES		CHK		
				X	+ .1	APPO			
				XX	+ .01	SCALE	1:1		
				XXX	+ .005	REF			
				XXXX	+ .0005	FMF			
NO.	REVISION	BY & DATE	CHK	ANG	+ 1/2°	FINISH	PREV		
THIS DRAWING IN DESIGN AND DETAIL IS OUR PROPERTY AND MUST NOT BE USED EXCEPT IN CONNECTION WITH OUR WORK. ALL RIGHTS OF DESIGN AND INVENTION ARE RESERVED. THIS IS AN ELECTRONICALLY GENERATED DOCUMENT - DO NOT SCALE THIS PRINT.				RFP	CAD FILE	00417203	SIZE	DRAWING NO.	REV.
				DST			A	004172-03	

ERROR: syntaxerror
OFFENDING COMMAND: --nostringval--

STACK:

/CB
-dictionary-
/Pscript_WinNT_Compat
-dictionary-



**1051 CHEYENNE AVE.
GRAFTON, WI 53024
PH. 262-377-8810**

CATALOG #: 193346.60

CONN. DIAGRAM: 004172.03

OUTLINE: B-SS622263

MOUNTING: F3

WINDING #: T10704027 3

TYPICAL MOTOR PERFORMANCE DATA

HP	kW	SYNC. RPM	F.L. RPM	FRAME	ENCLOSURE	KVA CODE	DESIGN
10&7 1/2	7.50&5.60	1800	1765&1475	132M	TEFC	J	B

PH	Hz	VOLTS	AMPS	START TYPE	DUTY	INSL	S.F.	AMB°C
3	60/50	230/460&200/400	24/12&21.6/10.8	Y START D RUN OR INV	CONTINUOUS	F5	1.15/1.15	40

FULL LOAD EFF:	91.7&91.7	3/4 LOAD EFF:	92.4	1/2 LOAD EFF:	91.7	GTD. EFF	90.2	ELEC. TYPE	SQ CAGE INV RATED
FULL LOAD PF:	86&81.5	3/4 LOAD PF:	80.5	1/2 LOAD PF:	71				

F.L. TORQUE	LOCKED ROTOR AMPS	L.R. TORQUE	B.D. TORQUE	F.L. RISE°C
29.8 LB-FT	179 / 89.5	59 LB-FT 198 %	96.5 LB-FT 324 %	40

SOUND PRESSURE @ 3 FT.	SOUND POWER	ROTOR WK^2	MAX. WK^2	SAFE STALL TIME	STARTS / HOUR	APPROX. MOTOR WGT
45.5 dBA	55.5 dBA	- LB-FT^2	- LB-FT^2	15 SEC.	2	180 LBS.

***** SUPPLEMENTAL INFORMATION *****

DE BRACKET TYPE	ODE BRACKET TYPE	MOUNT TYPE	ORIENTATION	SEVERE DUTY	HAZARDOUS LOCATION	DRIP COVER	SCREENS	PAINT
FF-FLANGE-265	STANDARD	RIGID	HORIZONTAL	PREMIUM SEVERE DUTY	NONE	FALSE	NONE	BLUE - LEESON (ENAMEL)

BEARINGS		GREASE	SHAFT TYPE	SPECIAL DE	SPECIAL ODE	SHAFT MATERIAL	FRAME MATERIAL
DE	ODE						
BALL	BALL	POLYREX EM	STANDARD IEC	NONE	NONE	AISI 1045 (C-240)	CAST IRON
6308	6306						

THERMO-PROTECTORS				THERMISTORS	CONTROL	SPACE HEATERS
THERMOSTATS	PROTECTORS	WDG RTDs	BRG RTDs			
TSTATS (N/C)	NOT	NONE	NONE	NONE	FALSE	NONE VOLTS

*
N
O
T
E

INVERTER TORQUE:	CONSTANT 10:1
INV. HP SPEED RANGE:	NONE
ENCODER:	NONE
	NONE NONE
	NONE NONE PPR
BRAKE:	NONE NONE
	NONE P/N NONE
	NONE NONE
	NONE FT-LB NONE V NONE Hz

Data Sheet

Date: 1/19/2018

193346.60



Data @ **460 V**

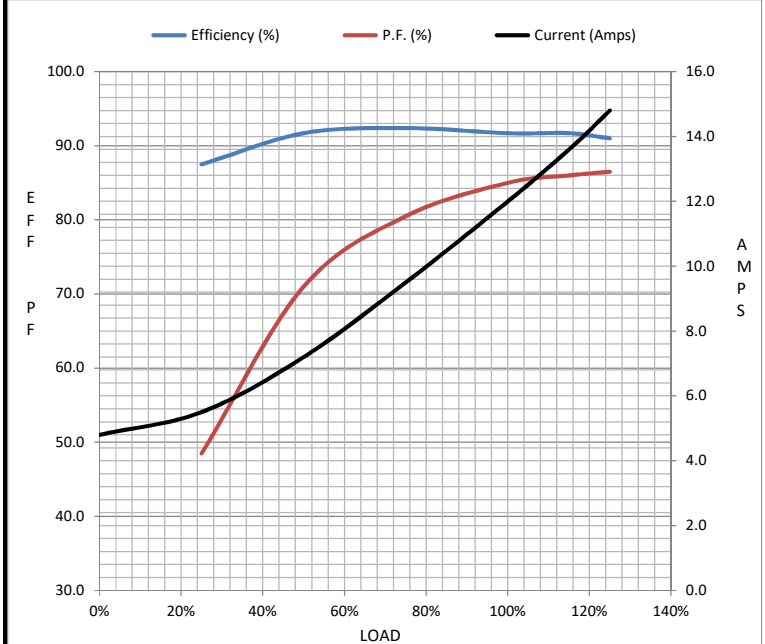
Motor Load Data

Load	0%	25%	50%	75%	100%	115%	125%	LR
Current (Amps)	4.8	5.5	7.2	9.5	12.0	13.6	14.8	89.5
Torque (ft-lb)	0.00	7.3	14.7	22.2	29.8	34.3	37.4	59.0
RPM	1800	1790	1785	1775	1765	1.760	1755	0
Efficiency (%)		87.5	91.7	92.4	91.7	91.7	91.0	
P.F. (%)	6.0	48.5	71.0	80.5	85.0	86.0	86.5	40.0

Motor Speed Data

	LR	Pull-Up	BD	Rated	Idle
Speed (RPM)	0	750	1575	1765	1800
Current (Amps)	89.5	83.0	54.3	12.0	4.8
Torque (ft-lb)	59.0	57.0	96.5	29.8	0.00

Information Block				
HP	10.0			
Sync. RPM	1800			
Frame	132			
Enclosure	TEFC			
Construction	TFC			
Voltage	230/460#200/400 V			
Frequency	60 Hz			
Design	A			
LR Code letter	J			
Service Factor	1.15			
Temp Rise @ FL	37 °C			
Duty	CONT			
Ambient	40 °C			
Elevation	1,000 feet			
Rotor/Shaft wk ²	0.00 Lb-Ft ²			
Ref Wdg	T10704027 NONE			
Sound Pressure @ 1M	46 dBA			
VFD Rating	CONSTANT 10:1			
Outline Dwg	B-SS622263			
Conn. Diag	004172.03			
Additional Specifications:				
0				
0				
EQUIV CKT (OHMS / PHASE)				
R1	R2	X1	X2	Xm
0.0000	0.0000	0.0000	0.0000	0.0000



Speed - Torque Curve

