

PRODUCT INFORMATION PACKET

marathon®
Motors

Model No: 184TTGN6537

Catalog No: C369A

Hazardous Duty® Explosion Proof Motor, 5 HP, 3 Ph, 60 Hz, 575 V, 1800 RPM, 184TC Frame, EPFC



Regal and Marathon are trademarks of Regal Rexnord Corporation or one of its affiliated companies.
©2023 Regal Rexnord Corporation, All Rights Reserved. MC017097E

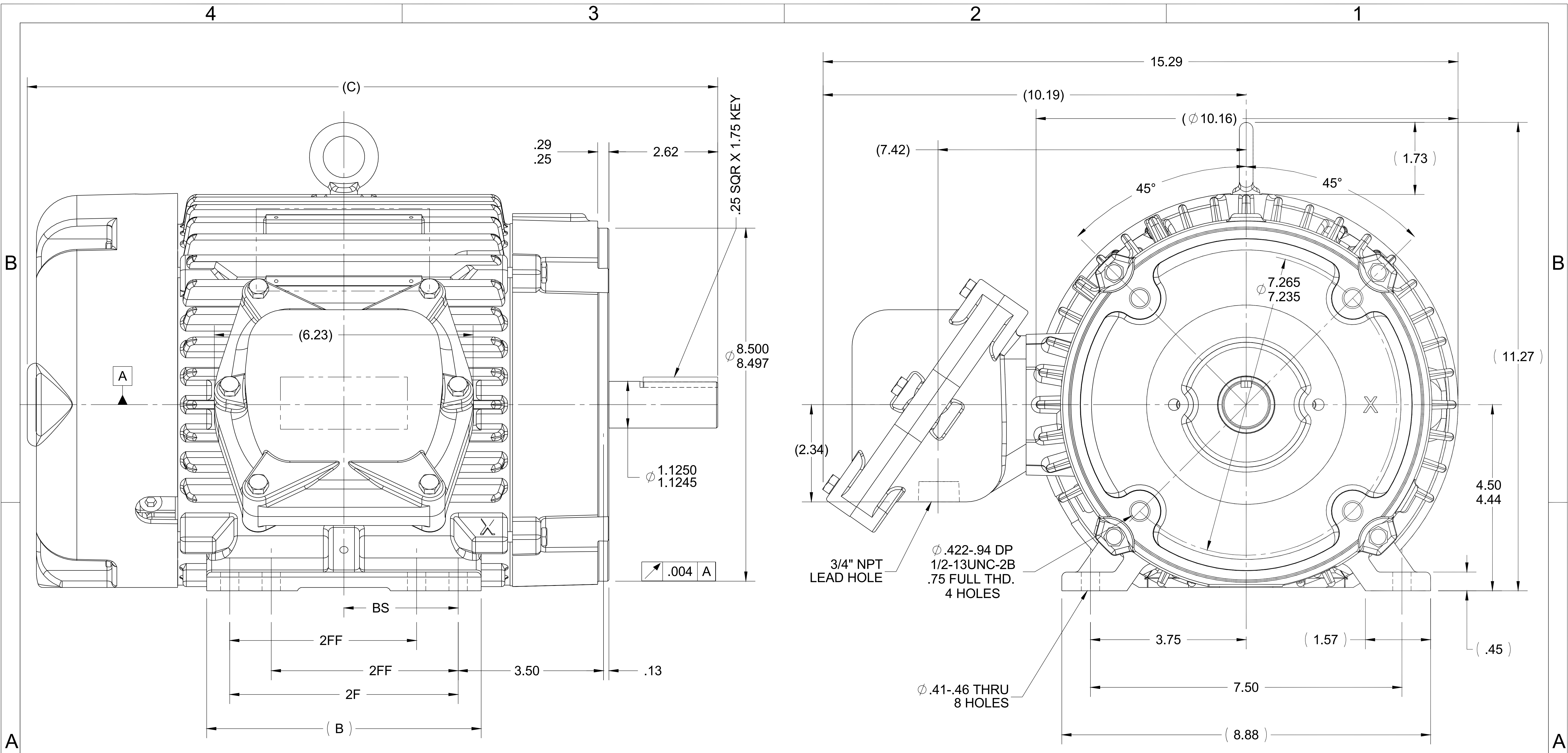
RegalRexnord

Nameplate Specifications

Output HP	5 Hp	Output KW	3.7 kW
Frequency	60 Hz	Voltage	575 V
Current	5.0 A	Speed	1755 rpm
Service Factor	1.15	Phase	3
Efficiency	90.2 %	Power Factor	83.5
Duty	Continuous	Insulation Class	F
Design Code	B	KVA Code	J
Frame	184TC	Enclosure	Explosion Proof Fan cooled
Thermal Protection	Thermostat	Ambient Temperature	40 °C
Drive End Bearing Size	6207	Opp Drive End Bearing Size	6206
UL	UL Listed; also, UL Certified for Canada	CSA	N
CE	N	IP Code	54
Hazardous Location	EXP PROOF CL I GR D CL II GR F&G T3B	Number of Speeds	1

Technical Specifications

Electrical Type	Squirrel Cage Inverter Rated	Starting Method	Line Or Inverter
Poles	4	Rotation	Reversible
Resistance Main	2.62 Ohms	Mounting	Rigid Base
Motor Orientation	Horizontal	Drive End Bearing	Ball
Opp Drive End Bearing	Ball	Frame Material	Cast Iron
Shaft Type	T	Overall Length	18.62 in
Frame Length	10.00 in	Shaft Diameter	1.125 in
Shaft Extension	2.62 in	Assembly/Box Mounting	F1 ONLY
Connection Drawing	A-EE7300T	Outline Drawing	035673-1000



- NOTES:
 1. NAMEPLATE TO BE READ FROM CONDUIT BOX SIDE OF MOTOR.
 2. CONDUIT BOX CAN ROTATED IN 90° STEPS.
 3. CONDUIT BOX CAN BE MOUNTED ON OPPOSITE SIDE BY REMOVING BRACKETS AND TURNING FRAME 180°

1000	182/184	18.62	8.61	7.50	5.50	3.75
800	182/184	16.62	6.61	5.50	4.50	2.75
DASH	FRAME	C	B	2F	2FF	BS

DRAWING REVISION B	REVISION BY KIR	DATE 01/21/16
ECO ECO-0092270	APPROVED BY GR	DATE 01/21/16
ECO DESCRIPTION TITLE BLOCK UPDATED		
<small>COPYRIGHT REGAL BELOIT AMERICA, INC. ALL RIGHTS RESERVED. PROPRIETARY AND CONFIDENTIAL INFORMATION - THIS DOCUMENT IS THE PROPERTY OF REGAL BELOIT AMERICA, INC. ("OWNER") AND CONTAINS OWNER'S PROPRIETARY INFORMATION. ANY PERSON, CORPORATION OR OTHER FIRM RECEIVING IT IS DEEMED, BY RECEIVING IT, TO AGREE THAT IT, AND/OR ANY PART OF IT, SHALL NOT BE DISCLOSED TO ANY PERSON, CORPORATION OR OTHER ENTITY, DUPLICATED, AND/OR USED, EXCEPT AS EXPRESSLY APPROVED IN WRITING IN ADVANCE BY OWNER. THIS DOCUMENT SHALL BE RETURNED TO OWNER UPON REQUEST. IT MAY BE SUBJECT TO CERTAIN RESTRICTIONS UNDER APPLICABLE EXPORT CONTROL LAWS AND REGULATIONS.</small>		

TOLERANCES UNLESS OTHERWISE SPECIFIED:

DEC.	INCH	mm	ANGLE
.X	±0.1	[±2.5]	±7° 30"
.XX	±0.03	[±0.76]	
.XXX	±0.005	[±0.127]	
.XXXX	±0.0005	[±0.0127]	

REMOVE BURRS & BREAK SHARP EDGES: .003/.015 [0.076/.381] X 45°
 CORNER FILLETS: R.02 [0.51]
 MACHINED SURFACES: 200 INCH/mm 5.1

mm SHOWN IN [BRACKETS]

DRAWN BY TJW 3/25/2008
DATE
APPROVED BY SW 3/26/2008
DATE
REFERENCE
THIRD ANGLE PROJECTION

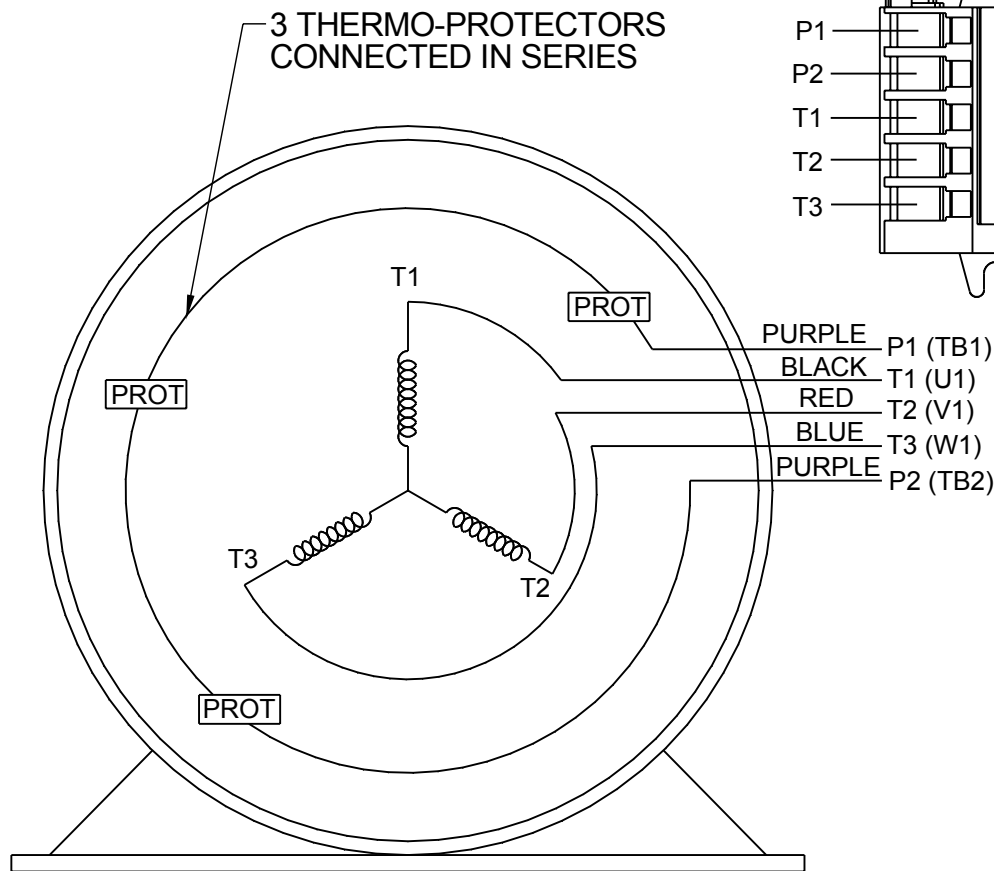
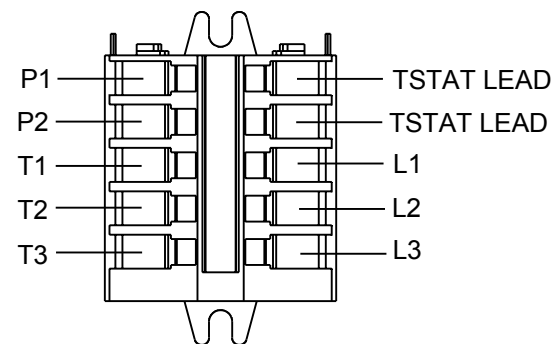
REGAL ™ Regal Beloit America, Inc.	
DESCRIPTION	OUTLINE 180 FR. EPFC - C FACE - CAST C'BOX
MATERIAL	PROCESS/FINISH
SIZE B	DRAWING NUMBER 035673
	SHEET 1 OF 1

**THREE PHASE - SINGLE VOLTAGE
MOTOR - CONDUIT BOX @ 'A'**

**TO REVERSE ROTATION:
INTERCHANGE ANY TWO LINE
LEAD CONNECTIONS**

**NOTE FOR FACTORY USE ONLY:
TO SURGE TEST:
FOR 3 LEAD COMMON CONNECT:
CONNECT P1 TO T1 THEN P2 TO L1
FOR 6 LEAD COMMON CONNECT:
CONNECT P1 TO BOTH T1
THEN P2 TO L1**

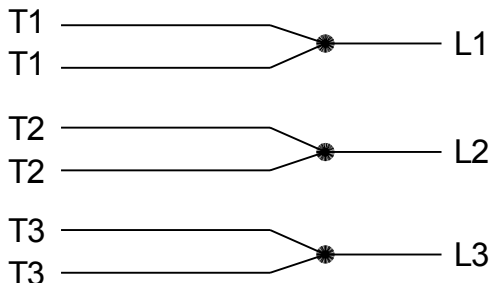
TERMINAL BLOCK WHEN SPECIFIED



PURPLE P1 (TB1)
BLACK T1 (U1)
RED T2 (V1)
BLUE T3 (W1)
PURPLE P2 (TB2)

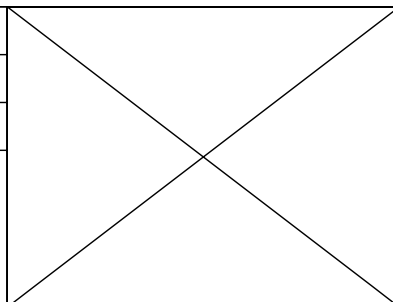
T2BM
T6AW
T6AL
T6Z
T4EG
T4BF
T8A
T6H
T6A
T4AX
T4A
T2A
T2F

**IF MOTOR HAS MULTIPLE
T'S PER LEAD CONNECT
TOGETHER LIKE T'S**



A-9806 DECAL

DRAWING REVISION AB	REVISION BY AJW	DATE 07-17-2015
ECO ECO-0081632	APPROVED BY T.VUE	DATE 07-17-2015
ECO DESCRIPTION REV'D IEC MARKINGS PER IEC-60034-8		
<small>COPYRIGHT REGAL BELOIT AMERICA, INC. ALL RIGHTS RESERVED. PROPRIETARY AND CONFIDENTIAL INFORMATION - THIS DOCUMENT IS THE PROPERTY OF REGAL BELOIT AMERICA, INC. ("OWNER") AND CONTAINS OWNER'S PROPRIETARY INFORMATION. ANY PERSON, CORPORATION OR OTHER FIRM RECEIVING IT IS DEEMED, BY RECEIVING IT, TO AGREE THAT IT, AND/OR ANY PART OF IT, SHALL NOT BE DISCLOSED TO ANY PERSON, CORPORATION OR OTHER ENTITY, DUPLICATED, AND/OR USED, EXCEPT AS EXPRESSLY APPROVED IN WRITING IN ADVANCE BY OWNER. THIS DOCUMENT SHALL BE RETURNED TO OWNER UPON REQUEST. IT MAY BE SUBJECT TO CERTAIN RESTRICTIONS UNDER APPLICABLE EXPORT CONTROL LAWS AND REGULATIONS.</small>		



DRAWN BY LZ	Regal Beloit America, Inc.	
DATE 01-04-1994		
APPROVED BY GK	DESCRIPTION CONN DIAGRAM-EXTERNAL 3Ø-SINGLE VOLT-MOTOR WITH PROTECTOR	
DATE 01-20-1994	MATERIAL	
REFERENCE	PROCESS/FINISH	
THIRD ANGLE PROJECTION	SIZE A	DRAWING NUMBER EE7300T
		SHEET 1 OF 1

CERTIFICATION DATA SHEET

Model#: 184TTGN6537 AA **WINDING#:** K1844215 NONE 3
CONN. DIAGRAM: A-EE7300T **ASSEMBLY:** F1 ONLY
OUTLINE: 035673-1000

TYPICAL MOTOR PERFORMANCE DATA

HP	KW	SYNC. RPM	F.L. RPM	FRAME	ENCLOSURE	KVA CODE	DESIGN
5	3.7	1800	1755	184TC	EPFC	J	B

PH	Hz	VOLTS	FL AMPS	START TYPE	DUTY	INSL	S.F	AMB°C	ELEVATION
3	60	575	5	LINE OR INVERTER	CONTINUOU S	F3	1.15	40	3300

FULL LOAD EFF: 90.2	3/4 LOAD EFF: 90.2	1/2 LOAD EFF: 90.2	GTD. EFF	ELEC. TYPE	NO LOAD AMPS
FULL LOAD PF: 83.5	3/4 LOAD PF: 78.5	1/2 LOAD PF: 70	89.5	SQ CAGE INV RATED	2.2

F.L. TORQUE	LOCKED ROTOR AMPS	L.R. TORQUE	B.D. TORQUE	F.L. RISE°C
15 LB-FT	36.8	34.5 LB-FT 230	45 LB-FT 300	50

SOUND PRESSURE @ 3 FT.	SOUND POWER	ROTOR WK^2	MAX. WK^2	SAFE STALL TIME	STARTS /HOUR	APPROX. MOTOR WGT
62 dBA	72 dBA	0.5 LB-FT^2	50 LB-FT^2	25 SEC.	2	130 LBS.

***** SUPPLEMENTAL INFORMATION *****

DE BRACKET TYPE	ODE BRACKET TYPE	MOUNT TYPE	ORIENTATION	SEVERE DUTY	HAZARDOUS LOCATION	DRIP COVER	SCREENS	PAINT
C-FACE	STANDARD	RIGID	HORIZONTAL	TRUE	EXP PROOF CL I GR D CL II GR F&G T3B	FALSE	NONE	BLUE (EPOXY)

BEARINGS		GREASE	SHAFT TYPE	SPECIAL DE	SPECIAL ODE	SHAFT MATERIAL	FRAME MATERIAL
DE	OPE						
BALL	BALL	POLYREX EM	T	NONE	NONE	1045 HOT ROLLED (C-204)	CAST IRON
6207	6206						

THERMO-PROTECTORS				THERMISTORS	CONTROL	SPACE /n HEATERS
THERMOSTATS	PROTECTORS	WDG RTDs	BRG RTDs			
TSTATS (N/C)	NOT	NONE	NONE	NONE	FALSE	NONE VOLTS

If Inverter equals NONE, contact factory for further information

*
N
O
T
E
S
*

INVERTER TORQUE: CONSTANT 10:1
INV. HP SPEED RANGE: NONE
ENCODER: NONE
NONE NONE
NONE NONE PPR
BRAKE: NONE NONE
NONE P/N NONE
NONE NONE
- FT-LB NONE V NONE Hz

DATE: 06/21/2017 11:29:19 AM
 FORM 3531 REV.3 02/07/99
 ** Subject to change without notice.

Data Sheet

Date: 19-06-2017
 Customer: _____
 Attention: _____
 Submitted by: FAREEDA DUDEKULA



184TTGN6537

Submittal

Data @ 575 V

Motor Load Data

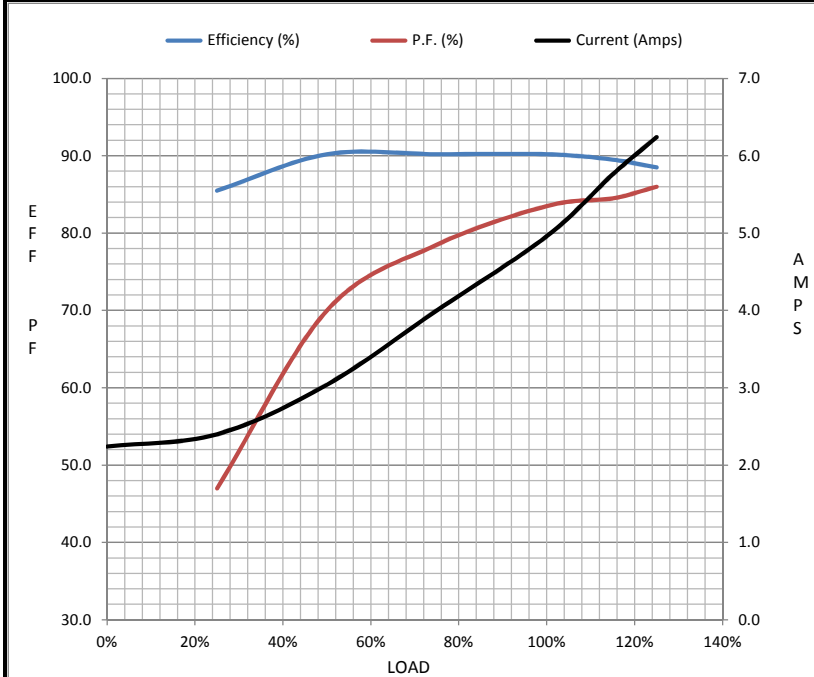
Load	0%	25%	50%	75%	100%	115%	125%	LR
Current (Amps)	2.24	2.40	3.0	4.0	5.0	5.8	6.2	36.8
Torque (ft-lb)	0.00	3.7	7.4	11.5	15.0	17.5	19.0	34.5
RPM	1800	1790	1780	1765	1755	1,745	1740	0
Efficiency (%)		85.5	90.2	90.2	90.2	89.5	88.5	
P.F. (%)	6.5	47.0	70.0	78.5	83.5	84.5	86.0	48.0

Motor Speed Data

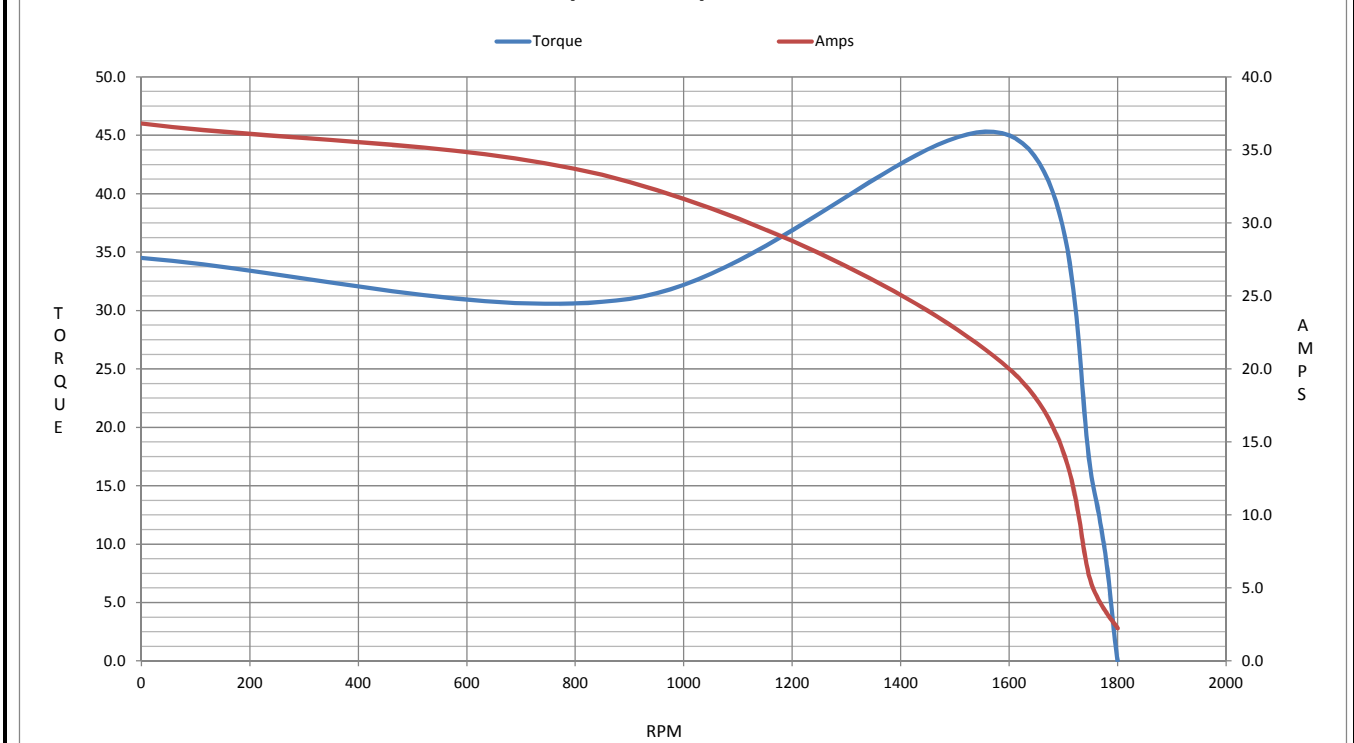
	LR	Pull-Up	BD	Rated	Idle
Speed (RPM)	0	900	1600	1755	1800
Current (Amps)	36.8	32.8	20.0	5.0	2.24
Torque (ft-lb)	34.5	31.0	45.0	15.0	0.00

Information Block

HP	5.0			
Sync. RPM	1800			
Frame	184			
Enclosure	TEFC			
Construction	TFN			
Voltage	575 V			
Frequency	60 Hz			
Design	B			
LR Code letter	J			
Service Factor	1.15			
Temp Rise @ FL	50 ° C			
Duty	CONT			
Ambient	40 ° C			
Elevation	1,000 feet			
Rotor/Shaft wk ²	0.50 Lb-Ft ²			
Ref Wdg	K1844215 NONE			
Sound Pressure @ 1M	62 dBA			
VFD Rating	CONSTANT 10:1			
Outline Dwg	035673-1000			
Conn. Diag	A-EE7300T			
Additional Specifications:				
0				
365THFS8036				
EQUIV CKT (OHMS / PHASE)				
R1	R2	X1	X2	Xm
2.3570	1.7630	5.7670	8.8950	163.0130



Speed - Torque Curve



CERTIFICATE OF COMPLIANCE

Certificate Number 20220221- E12044
Report Reference E12044-20090313
Issue Date 2022-FEBRUARY-21

Issued to: REGAL BELOIT AMERICA INC
1946 W COOK RD
FORT WAYNE IN 46818

Tradename: Marathon

**This certificate confirms that
representative samples of**

MOTORS FOR USE IN HAZARDOUS LOCATIONS
Electric motors for use in hazardous locations; Class I,
Groups C and D; Class II, Groups F and G; Inclusive of
Model Number 184TTGN6537 (may have prefix and/or
suffix characters).

Have been investigated by UL in accordance with the
Standard(s) indicated on this Certificate.

Standard(s) for Safety: UL 674 - Electric Motors and Generators for Use in Division
1 Hazardous (Classified) Locations,
CSA C22.2 No. 145, Electric Motors and Generators for
Use in Hazardous (Classified) Locations

Additional Information: See the UL Online Certifications Directory at
<https://iq.ulprospector.com> for additional information.

This *Certificate of Compliance* does not provide authorization to apply the UL Mark. Only the UL Follow-Up
Services Procedure provides authorization to apply the UL Mark.

Only those products bearing the UL Mark should be considered as being UL Certified and covered under UL's
Follow-Up Services.

Look for the UL Certification Mark on the product.

This is to certify that representative samples of the product as specified on this certificate were tested
according to the current UL requirements.



Bruce Mahrenholz, Director North American Certification Program
UL LLC

Any information and documentation involving UL Mark services are provided on behalf of UL LLC (UL) or any authorized licensee of UL. For questions, please
contact a local UL Customer Service Representative at <http://ul.com/aboutul/locations/>

