

PRODUCT INFORMATION PACKET

Model No: 184TTGCD6575

Catalog No: C365B

Hazardous Duty® Explosion Proof Motor, 5 & 3 HP, 3 Ph, 60 & 50 Hz, 230/460 & 190/380 V,
1800 & 1500 RPM, 184TC Frame, EPFC



Regal and Marathon are trademarks of Regal Rexnord Corporation or one of its affiliated companies.
©2023 Regal Rexnord Corporation, All Rights Reserved. MC017097E

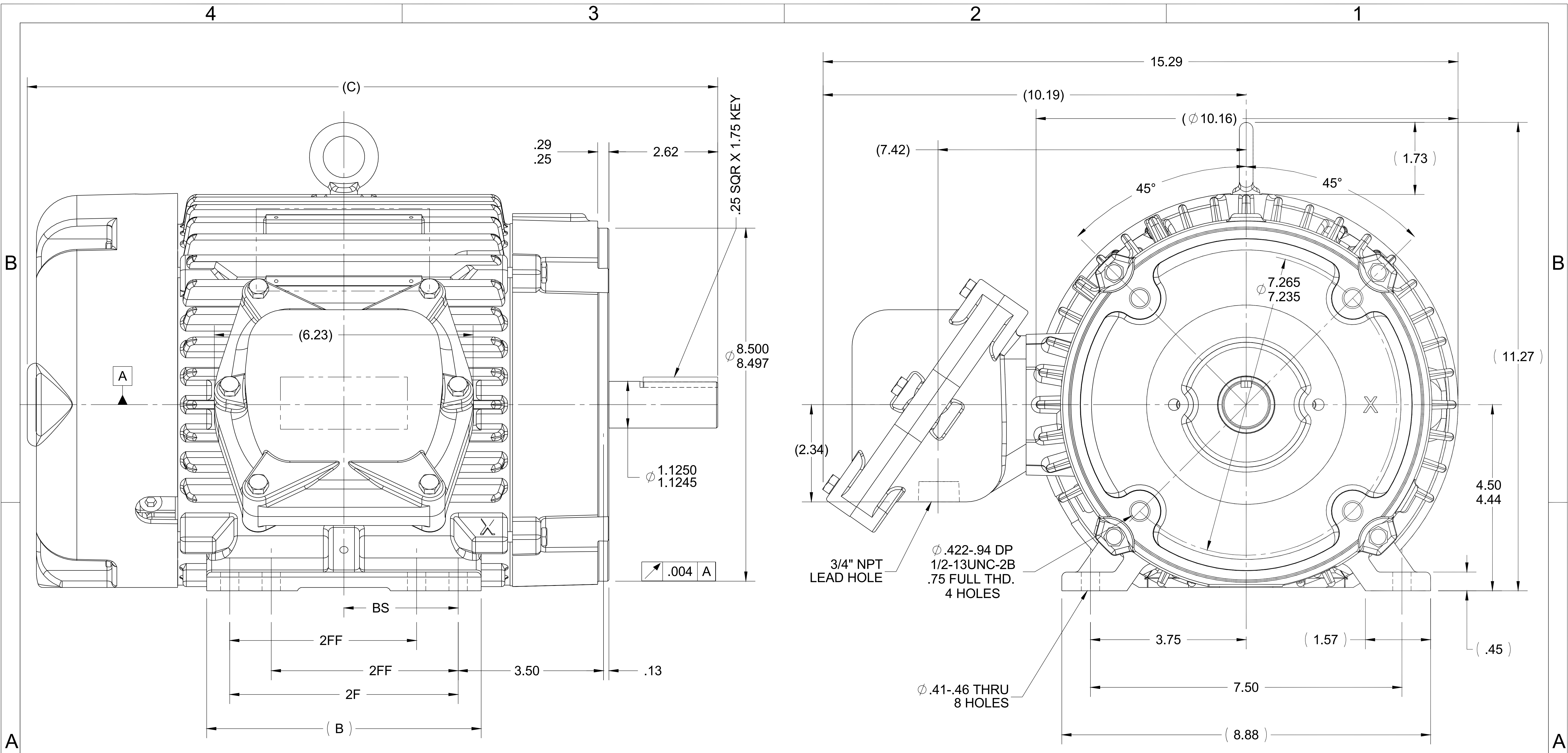
Nameplate Specifications

Phase	3	Output HP	5 & 3 Hp
Output KW	3.7 & 2.2 kW	Voltage	230/460 & 190/380 V
Speed	1755 & 1462 rpm	Service Factor	1.0 & 1.0
Frame	184TC	Enclosure	Explosion Proof Fan cooled
Thermal Protection	Thermostat	Efficiency	89.5 & 86.5 %
Ambient Temperature	50 °C	Frequency	60 & 50 Hz
Current	13/6.5 & 10.2/5.1 A	Power Factor	80
Duty	Continuous	Insulation Class	F
Design Code	B	KVA Code	J
Drive End Bearing Size	6207	Opp Drive End Bearing Size	6206
UL	UL Listed And CSA Certified	CSA	Y
CE	N	IP Code	54
Number of Speeds	1	Hazardous Location	DIV 1 EXP PROOF CL I GR CD CL II GR FG T3C

Technical Specifications

Electrical Type	Squirrel Cage Inverter Rated	Starting Method	Line Or Inverter
Poles	4	Rotation	Reversible
Resistance Main	2.69 Ohms	Mounting	Rigid Base
Motor Orientation	Horizontal	Drive End Bearing	Ball
Opp Drive End Bearing	Ball	Frame Material	Cast Iron
Shaft Type	T	Shaft Diameter	1.125 in
Assembly/Box Mounting	F1 ONLY	Inverter Load	CONSTANT 10:1
Connection Drawing	A-EE7308T	Outline Drawing	035673-800

This is an uncontrolled document once printed or downloaded and is subject to change without notice. Date Created:12/07/2023



- NOTES:
 1. NAMEPLATE TO BE READ FROM CONDUIT BOX SIDE OF MOTOR.
 2. CONDUIT BOX CAN ROTATED IN 90° STEPS.
 3. CONDUIT BOX CAN BE MOUNTED ON OPPOSITE SIDE BY REMOVING BRACKETS AND TURNING FRAME 180°

1000	182/184	18.62	8.61	7.50	5.50	3.75
800	182/184	16.62	6.61	5.50	4.50	2.75
DASH	FRAME	C	B	2F	2FF	BS

DRAWING REVISION B	REVISION BY KIR	DATE 01/21/16
ECO ECO-0092270	APPROVED BY GR	DATE 01/21/16
ECO DESCRIPTION TITLE BLOCK UPDATED		
<small>COPYRIGHT REGAL BELOIT AMERICA, INC. ALL RIGHTS RESERVED. PROPRIETARY AND CONFIDENTIAL INFORMATION - THIS DOCUMENT IS THE PROPERTY OF REGAL BELOIT AMERICA, INC. ("OWNER") AND CONTAINS OWNER'S PROPRIETARY INFORMATION. ANY PERSON, CORPORATION OR OTHER FIRM RECEIVING IT IS DEEMED, BY RECEIVING IT, TO AGREE THAT IT, AND/OR ANY PART OF IT, SHALL NOT BE DISCLOSED TO ANY PERSON, CORPORATION OR OTHER ENTITY, DUPLICATED, AND/OR USED, EXCEPT AS EXPRESSLY APPROVED IN WRITING IN ADVANCE BY OWNER. THIS DOCUMENT SHALL BE RETURNED TO OWNER UPON REQUEST. IT MAY BE SUBJECT TO CERTAIN RESTRICTIONS UNDER APPLICABLE EXPORT CONTROL LAWS AND REGULATIONS.</small>		

TOLERANCES UNLESS OTHERWISE SPECIFIED:

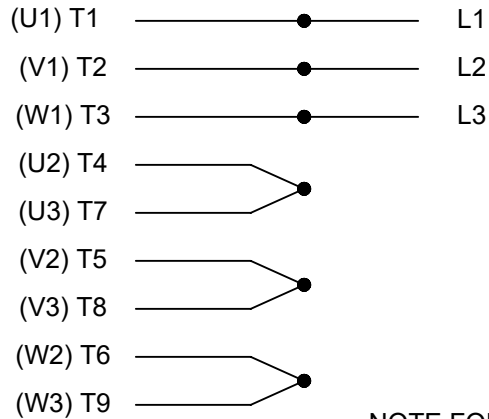
DEC.	INCH	mm	ANGLE
.X	±0.1	[±2.5]	±7° 30"
.XX	±0.03	[±0.76]	
.XXX	±0.005	[±0.127]	
.XXXX	±0.0005	[±0.0127]	

REMOVE BURRS & BREAK SHARP EDGES: .003/.015 [0.076/.381] X 45°
 CORNER FILLETS: R.02 [51]
 MACHINED SURFACES: 200 INCH/mm 5.1
 mm SHOWN IN [BRACKETS]

DRAWN BY TJW 3/25/2008
DATE
APPROVED BY SW 3/26/2008
DATE
REFERENCE
THIRD ANGLE PROJECTION

REGAL ™ Regal Beloit America, Inc.	
DESCRIPTION OUTLINE 180 FR. EPFC - C FACE - CAST C'BOX	
MATERIAL	PROCESS/FINISH
SIZE B	DRAWING NUMBER 035673
SHEET 1 OF 1	

HIGH VOLTAGE



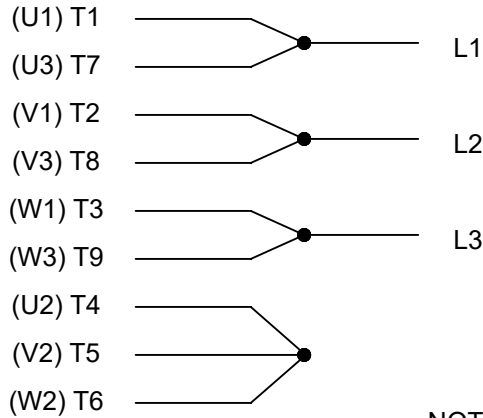
**THREE PHASE
DUAL VOLTAGE MOTOR**

THERMO-PROTECTORS
CONNECTED IN SERIES



NOTE FOR FACTORY USE ONLY:
TO SURGE TEST FOR COMMON CONNECT:
HIGH VOLT: CONNECT P1 TO T1
THEN P2 TO L1
LOW VOLT: CONNECT P1 TO T1 & T7,
THEN P2 TO L1

LOW VOLTAGE



VIEW OF TERMINAL END

NOTE: LEAD'S COLOR CAN BE YELLOW OR WHITE FOR MT2 PLANT

DRAWING REVISION T	REVISION BY ZR	DATE 01-14-2019		DRAWN BY SMC	Regal Beloit America, Inc.
ECO ECO-0159915	APPROVED BY DR	DATE 01-15-2019		DATE 05-13-1992	
ECO DESCRIPTION ADDED TERMINAL CONNECTION DIAGRAM				APPROVED BY TB	DESCRIPTION CONN DIAGRAM-INTERNAL 3 PHASE - DUAL VOLTAGE MOTOR
<small>COPYRIGHT REGAL BELOIT AMERICA, INC. ALL RIGHTS RESERVED. PROPRIETARY AND CONFIDENTIAL INFORMATION - THIS DOCUMENT IS THE PROPERTY OF REGAL BELOIT AMERICA, INC. ("OWNER") AND CONTAINS OWNER'S PROPRIETARY INFORMATION. ANY PERSON, CORPORATION OR OTHER FIRM RECEIVING IT IS DEEMED, BY RECEIVING IT, TO AGREE THAT IT, AND/OR ANY PART OF IT, SHALL NOT BE DISCLOSED TO ANY PERSON, CORPORATION OR OTHER ENTITY, DUPLICATED, AND/OR USED, EXCEPT AS EXPRESSLY APPROVED IN WRITING IN ADVANCE BY OWNER. THIS DOCUMENT SHALL BE RETURNED TO OWNER UPON REQUEST. IT MAY BE SUBJECT TO CERTAIN RESTRICTIONS UNDER APPLICABLE EXPORT CONTROL LAWS AND REGULATIONS.</small>			DATE 05-13-1992	MATERIAL	PROCESS/FINISH
			REFERENCE EE7308/EE7300	SIZE A	DRAWING NUMBER EE7308T
			THIRD ANGLE PROJECTION		



P.O. BOX 8003
 WAUSAU, WI 54401-8003
 PH. 715-675-3311

DATA VOLTS: 460

CERTIFICATION DATA SHEET

CUSTOMER:
 ORDER #: _____
 CONN. DIAGRAM: A-EE7308T
 OUTLINE: 035673-800
 WINDING: HA31124020 NONE 3
 SPEED: _____

CUSTOMER P.O. #: _____
 REFERENCE MODEL #: 184TTGCD6575
 CAT #: C365B
 CUSTOMER PART #: _____
 MOUNTING: F1 ONLY

TYPICAL MOTOR PERFORMANCE DATA

HP	KW	SYNC RPM	FL RPM	FRAME	ENCLOSURE	TYPE	KVA CODE	DESIGN
5	3.7	1800	1755	184TC	EPFC	TFB	J	B

PH	HZ	VOLTS	AMPS	START TYPE	DUTY	INSL	S.F.	AMB	ELEV.
3	60/50	230/460#190/380	13/6.5&10.2/5.1	ACROSS THE LINE	CONT	F	1.15	50	3300

F.L. EFF	89.5	3/4 LD EFF	89.5	1/2 LD EFF	88.5	GTD EFF	ELECT. TYPE
F.L. PF	80.0	3/4 LD PF	75.0	1/2 LD PF	64.0	88.5	SQ CAGE IND RUN

F.L. TORQUE	LR AMPS @ 460 V	L.R. TORQUE	B.D. TORQUE	F.L. RISE (°C)
15.0 LB-FT	46.0	33.0 LB-FT	220%	42.0 LB-FT 280%

SOUND PRESSURE @ 3 FT.	SOUND	POWER	ROTOR WK ²	MAX. LOAD WK ²	SAFE STALL TIME	STARTS/HOUR	APROX.	MOTOR WGT
62 dBA	71 dBA		0.31 LB-FT ²	45 LB-FT ²	15 SEC.	2	0	LB.

***** SUPPLEMENTAL INFORMATION *****

DE BRACKET TYPE	ODE BRACKET TYPE	MOUNT TYPE	MOTOR ORIENTATION	SEVERE DUTY	HAZARDOUS LOCATION	DRIP COVER	SCREENS	PAINT
C-FACE	STANDARD	RIGID	HORIZONTAL	PREMIUM SEVERE DUTY	PROOF CL I GR CD CL II	NO	NONE	BLUE - RAL 5003 (EPOXY)

BEARINGS		GREASE	SHAFT TYPE	SPECIAL DE	SPECIAL ODE	SHAFT MATERIAL	FRAME MATERIAL
DE	ODE						
BALL	BALL	POLYREX EM	T	NONE	NONE	1045 HOT ROLLED (C-204)	CAST IRON
6207	6206						

THERMOSTATS	PROTECTORS	WDG RTD's	BRG RTD's	THERMISTORS	CONTROL	SPACE HEATERS
TSTATS (NIC)	NOT	NONE	NONE	NONE	FALSE	NA

R1 (ohms/ph)	R2 (ohms/ph)	X1 (ohms/ph)	X2 (ohms/ph)	Xm (ohms/ph)	VIBRATION (in/sec)	FLOAT
1.531	0.964	3.686	3.969	88.849	0.080	ODE

NOTES	INVERTER TORQUE: NONE					
	INV. HP SPEED RANGE: NONE					
	ENCODER: NONE					
	NONE PPR					

PREPARED BY: CHANDANA DESU	BRAKE: NONE
DATE: 8/1/2022	NONE NONE
	FT-LB: NA
	VOLTAGE: NONE HZ:
FORM: 3531 REV. 4 2/27/06	UL: NO LETTER - ALL BRANDS-UL LISTED AND CSA CERTIFIED DIV. 1 XP MOTORS

Data Sheet

Date: 7/27/2022
 Customer: _____
 Attention: _____
 Submitted by: _____



184TTGCD6575

Submittal

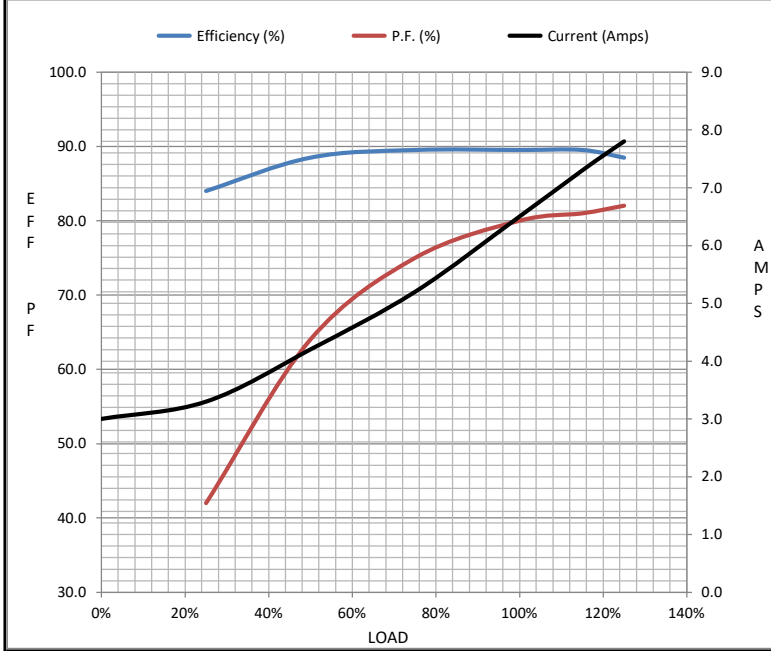
Data @ 460 V

Motor Load Data

Load	0%	25%	50%	75%	100%	115%	125%	LR
Current (Amps)	3.0	3.3	4.2	5.2	6.5	7.3	7.8	46.0
Torque (ft-lb)	0.00	3.7	7.5	11.1	15.0	17.2	18.8	33.0
RPM	1800	1790	1780	1768	1755	1,750	1745	0
Efficiency (%)		84.0	88.5	89.5	89.5	89.5	88.5	
P.F. (%)	7.0	42.0	64.0	75.0	80.0	81.0	82.0	48.0

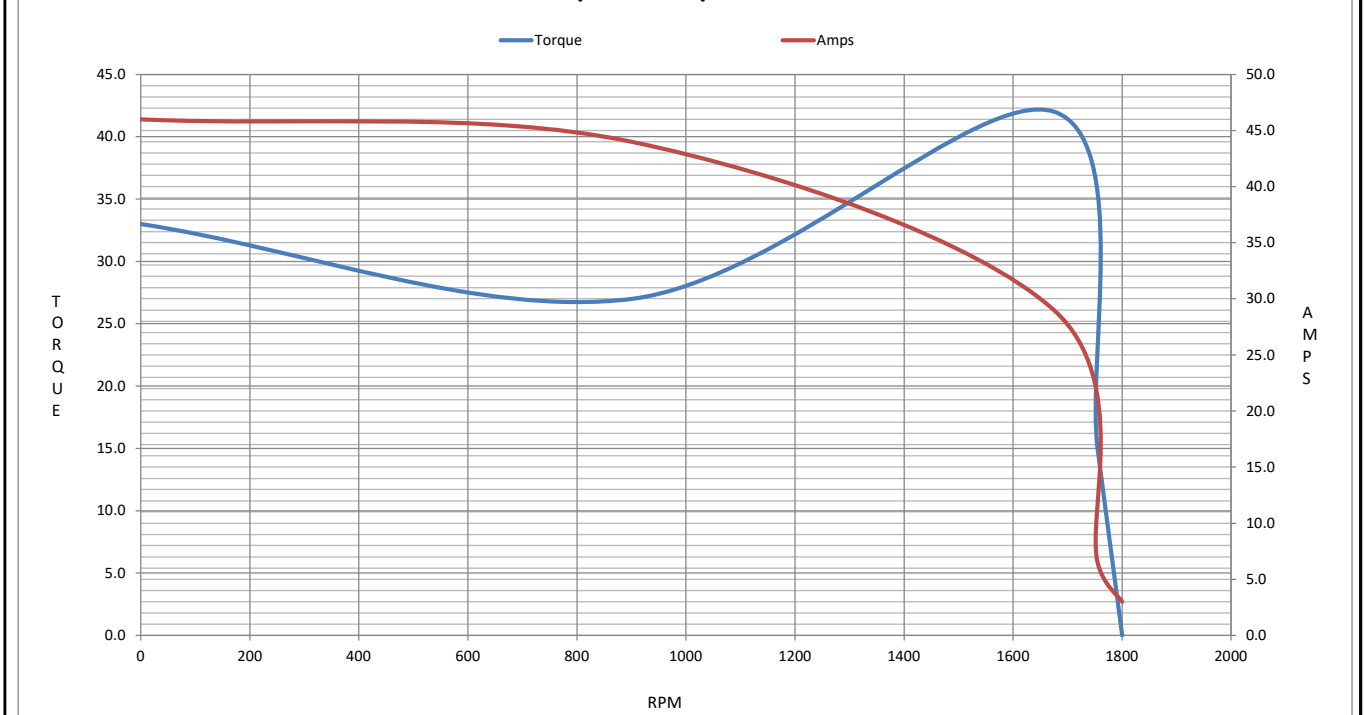
Motor Speed Data

	LR	Pull-Up	BD	Rated	Idle	Information Block	
Speed (RPM)	0	900	1675	1755	1800	HP	5.0
Current (Amps)	46.0	44.0	29.0	6.5	3.0	Sync. RPM	1800
Torque (ft-lb)	33.0	27.0	42.0	15.0	0.00	Frame	184



Enclosure	EPFC			
Construction	TFC			
Voltage	230/460#190/380 V			
Frequency	60 Hz			
Design	B			
LR Code letter	J			
Service Factor	1.0			
Temp Rise @ FL	60 °C			
Duty	CONT			
Ambient	40 °C			
Elevation	3,300 feet			
Rotor/Shaft wk ²	0.39 Lb-Ft ²			
Ref Wdg	HA31124020 R2			
Sound Pressure @ 1M	62 dBA			
VFD Rating	NONE			
Outline Dwg				
Conn. Diag	A-EE7308T			
Additional Specifications:				
0				
0				
EQUIV CKT (OHMS / PHASE)				
R1	R2	X1	X2	Xm
1.5310	0.9640	3.6860	3.9690	88.8490

Speed -Torque Curve



CERTIFICATE OF COMPLIANCE

Certificate Number 20220221- E12044
Report Reference E12044-20090313
Issue Date 2022-FEBRUARY-21

Issued to: REGAL BELOIT AMERICA INC
1946 W COOK RD
FORT WAYNE IN 46818

Tradename: Marathon

This certificate confirms that representative samples of

MOTORS FOR USE IN HAZARDOUS LOCATIONS
Electric motors for use in hazardous locations; Class I, Groups C and D; Class II, Groups F and G; Inclusive of Model Number 184TTGCD6575 (may have prefix and/or suffix characters).

Have been investigated by UL in accordance with the Standard(s) indicated on this Certificate.

Standard(s) for Safety: UL 674 - Electric Motors and Generators for Use in Division 1 Hazardous (Classified) Locations, CSA C22.2 No. 145, Electric Motors and Generators for Use in Hazardous (Classified) Locations

Additional Information: See the UL Online Certifications Directory at <https://iq.ulprospector.com> for additional information.

This *Certificate of Compliance* does not provide authorization to apply the UL Mark. Only the UL Follow-Up Services Procedure provides authorization to apply the UL Mark.

Only those products bearing the UL Mark should be considered as being UL Certified and covered under UL's Follow-Up Services.

Look for the UL Certification Mark on the product.

This is to certify that representative samples of the product as specified on this certificate were tested according to the current UL requirements.



Bruce Mahrenholz, Director North American Certification Program
UL LLC

Any information and documentation involving UL Mark services are provided on behalf of UL LLC (UL) or any authorized licensee of UL. For questions, please contact a local UL Customer Service Representative at <http://ul.com/aboutul/locations/>

