

# PRODUCT INFORMATION PACKET

marathon®  
Motors

Model No: 184TTGCD6537

Catalog No: C369B

Hazardous Duty® Explosion Proof Motor, 5 HP, 3 Ph, 60 Hz, 575 V, 1800 RPM, 184TC Frame, EPFC



Regal and Marathon are trademarks of Regal Rexnord Corporation or one of its affiliated companies.  
©2023 Regal Rexnord Corporation, All Rights Reserved. MC017097E

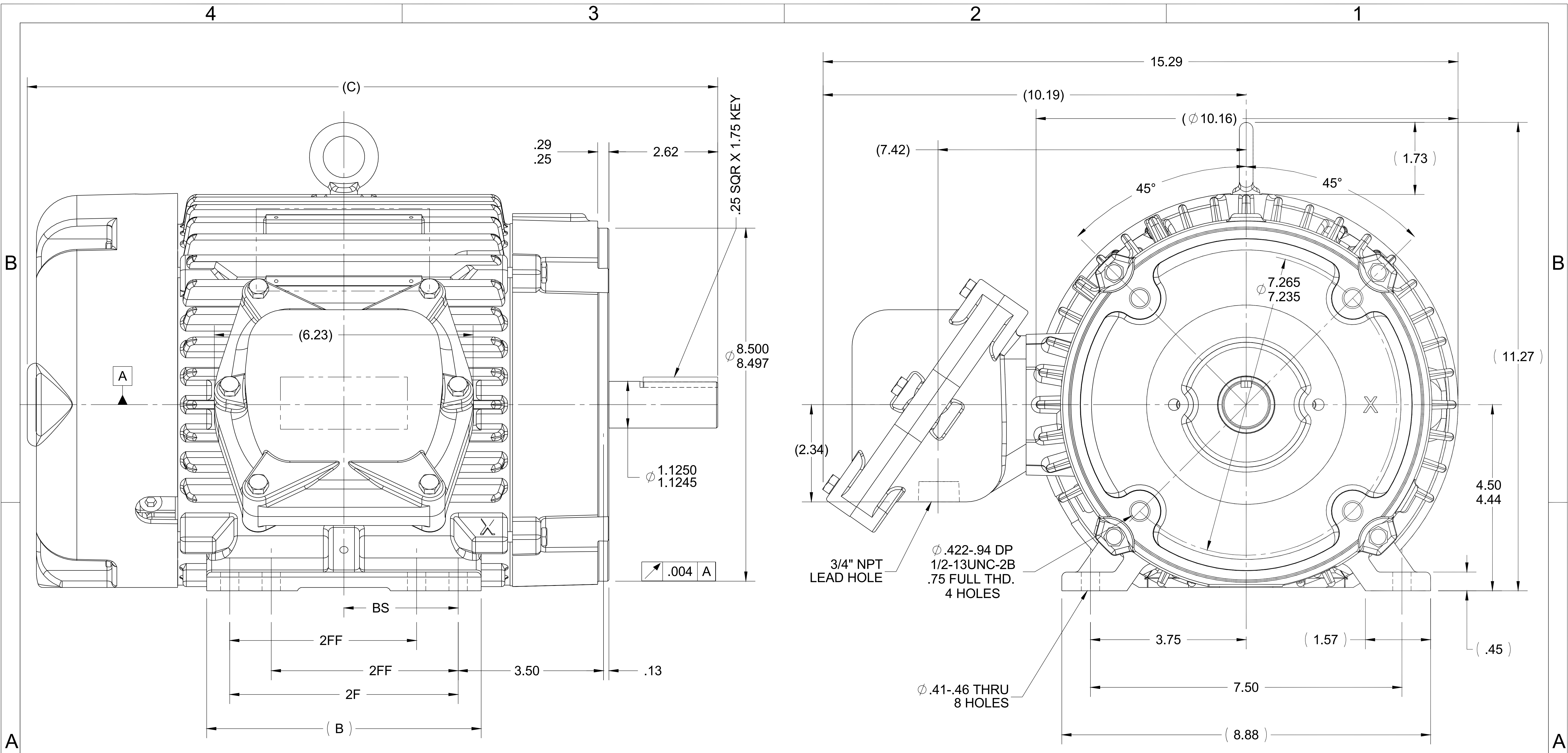
RegalRexnord

### Nameplate Specifications

Phase	<b>3</b>	Output HP	<b>5 Hp</b>
Output KW	<b>3.7 kW</b>	Voltage	<b>575 V</b>
Speed	<b>1755 rpm</b>	Service Factor	<b>1.0</b>
Frame	<b>184TC</b>	Enclosure	<b>Explosion Proof Fan cooled</b>
Thermal Protection	<b>Thermostat</b>	Efficiency	<b>89.5 %</b>
Ambient Temperature	<b>50 °C</b>	Frequency	<b>60 Hz</b>
Current	<b>5.2 A</b>	Power Factor	<b>80</b>
Duty	<b>Continuous</b>	Insulation Class	<b>F</b>
Design Code	<b>B</b>	KVA Code	<b>J</b>
Drive End Bearing Size	<b>6207</b>	Opp Drive End Bearing Size	<b>6206</b>
UL	<b>UL Listed And CSA Certified</b>	CSA	<b>Y</b>
CE	<b>N</b>	IP Code	<b>54</b>
Number of Speeds	<b>1</b>	Hazardous Location	<b>DIV 1 EXP PROOF CL I GR CD CL II GR FG T3C</b>

### Technical Specifications

Electrical Type	<b>Squirrel Cage Inverter Rated</b>	Starting Method	<b>Line Or Inverter</b>
Poles	<b>4</b>	Rotation	<b>Reversible</b>
Resistance Main	<b>2.69 Ohms</b>	Mounting	<b>Rigid Base</b>
Motor Orientation	<b>Horizontal</b>	Drive End Bearing	<b>Ball</b>
Opp Drive End Bearing	<b>Ball</b>	Frame Material	<b>Cast Iron</b>
Shaft Type	<b>T</b>	Shaft Diameter	<b>1.125 in</b>
Assembly/Box Mounting	<b>F1 ONLY</b>	Inverter Load	<b>CONSTANT 10:1</b>
Connection Drawing	<b>A-EE7300T</b>	Outline Drawing	<b>035673-800</b>



- NOTES:  
 1. NAMEPLATE TO BE READ FROM CONDUIT BOX SIDE OF MOTOR.  
 2. CONDUIT BOX CAN ROTATED IN 90° STEPS.  
 3. CONDUIT BOX CAN BE MOUNTED ON OPPOSITE SIDE BY REMOVING BRACKETS AND TURNING FRAME 180°

1000	182/184	18.62	8.61	7.50	5.50	3.75
800	182/184	16.62	6.61	5.50	4.50	2.75
DASH	FRAME	C	B	2F	2FF	BS

DRAWING REVISION B	REVISION BY KIR	DATE 01/21/16
ECO ECO-0092270	APPROVED BY GR	DATE 01/21/16
ECO DESCRIPTION TITLE BLOCK UPDATED		
<small>COPYRIGHT REGAL BELOIT AMERICA, INC. ALL RIGHTS RESERVED. PROPRIETARY AND CONFIDENTIAL INFORMATION - THIS DOCUMENT IS THE PROPERTY OF REGAL BELOIT AMERICA, INC. ("OWNER") AND CONTAINS OWNER'S PROPRIETARY INFORMATION. ANY PERSON, CORPORATION OR OTHER FIRM RECEIVING IT IS DEEMED, BY RECEIVING IT, TO AGREE THAT IT, AND/OR ANY PART OF IT, SHALL NOT BE DISCLOSED TO ANY PERSON, CORPORATION OR OTHER ENTITY, DUPLICATED, AND/OR USED, EXCEPT AS EXPRESSLY APPROVED IN WRITING IN ADVANCE BY OWNER. THIS DOCUMENT SHALL BE RETURNED TO OWNER UPON REQUEST. IT MAY BE SUBJECT TO CERTAIN RESTRICTIONS UNDER APPLICABLE EXPORT CONTROL LAWS AND REGULATIONS.</small>		

TOLERANCES UNLESS OTHERWISE SPECIFIED:

DEC.	INCH	mm	ANGLE
.X	±0.1	[±2.5]	±7° 30"
.XX	±0.03	[±0.76]	
.XXX	±0.005	[±0.127]	
.XXXX	±0.0005	[±0.0127]	

REMOVE BURRS & BREAK SHARP EDGES: .003/.015 [0.076/.381] X 45°  
 CORNER FILLETS: R.02 [51]  
 MACHINED SURFACES: 200 INCH / 5.1 mm

DRAWN BY TJW 3/25/2008
DATE
APPROVED BY SW 3/26/2008
DATE
REFERENCE
THIRD ANGLE PROJECTION

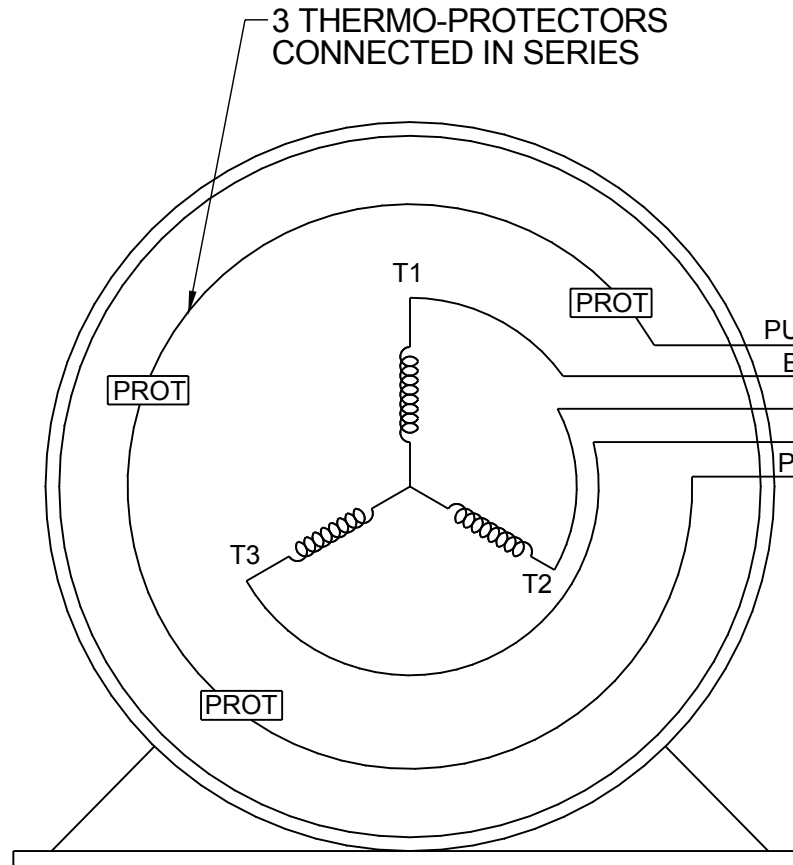
<b>REGAL</b> ™ Regal Beloit America, Inc.	
DESCRIPTION <b>OUTLINE</b> 180 FR. EPFC - C FACE - CAST C'BOX	
MATERIAL	PROCESS/FINISH
SIZE <b>B</b>	DRAWING NUMBER <b>035673</b>
SHEET 1 OF 1	

**THREE PHASE - SINGLE VOLTAGE  
MOTOR - CONDUIT BOX @ 'A'**

**TO REVERSE ROTATION:  
INTERCHANGE ANY TWO LINE  
LEAD CONNECTIONS**

**NOTE FOR FACTORY USE ONLY:  
TO SURGE TEST:  
FOR 3 LEAD COMMON CONNECT:  
CONNECT P1 TO T1 THEN P2 TO L1  
FOR 6 LEAD COMMON CONNECT:  
CONNECT P1 TO BOTH T1  
THEN P2 TO L1**

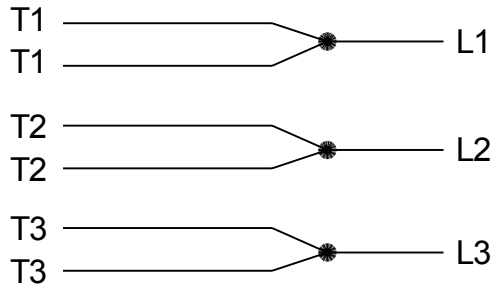
TERMINAL BLOCK WHEN SPECIFIED



- PURPLE P1 (TB1)
- BLACK T1 (U1)
- RED T2 (V1)
- BLUE T3 (W1)
- PURPLE P2 (TB2)

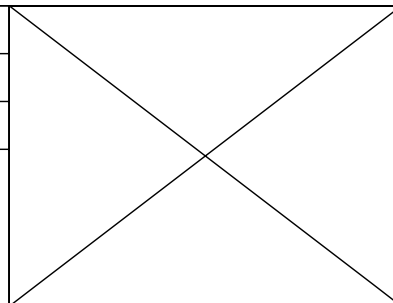
- T2BM
- T6AW
- T6AL
- T6Z
- T4EG
- T4BF
- T8A
- T6H
- T6A
- T4AX
- T4A
- T2A
- T2F

**IF MOTOR HAS MULTIPLE  
T'S PER LEAD CONNECT  
TOGETHER LIKE T'S**



**A-9806 DECAL**

DRAWING REVISION AB	REVISION BY AJW	DATE 07-17-2015
ECO ECO-0081632	APPROVED BY T.VUE	DATE 07-17-2015
ECO DESCRIPTION REV'D IEC MARKINGS PER IEC-60034-8		
<small>COPYRIGHT REGAL BELOIT AMERICA, INC. ALL RIGHTS RESERVED. PROPRIETARY AND CONFIDENTIAL INFORMATION - THIS DOCUMENT IS THE PROPERTY OF REGAL BELOIT AMERICA, INC. ("OWNER") AND CONTAINS OWNER'S PROPRIETARY INFORMATION. ANY PERSON, CORPORATION OR OTHER FIRM RECEIVING IT IS DEEMED, BY RECEIVING IT, TO AGREE THAT IT, AND/OR ANY PART OF IT, SHALL NOT BE DISCLOSED TO ANY PERSON, CORPORATION OR OTHER ENTITY, DUPLICATED, AND/OR USED, EXCEPT AS EXPRESSLY APPROVED IN WRITING IN ADVANCE BY OWNER. THIS DOCUMENT SHALL BE RETURNED TO OWNER UPON REQUEST. IT MAY BE SUBJECT TO CERTAIN RESTRICTIONS UNDER APPLICABLE EXPORT CONTROL LAWS AND REGULATIONS.</small>		



DRAWN BY LZ
DATE 01-04-1994
APPROVED BY GK
DATE 01-20-1994
REFERENCE
THIRD ANGLE PROJECTION

<b>REGAL</b> ™ Regal Beloit America, Inc.	
DESCRIPTION <b>CONN DIAGRAM-EXTERNAL</b> 3Ø-SINGLE VOLT-MOTOR WITH PROTECTOR	
MATERIAL	PROCESS/FINISH
SIZE <b>A</b>	DRAWING NUMBER <b>EE7300T</b>
SHEET 1 OF 1	

# CERTIFICATE OF COMPLIANCE

**Certificate Number** 20220218- E12044  
**Report Reference** E12044-20090313  
**Issue Date** 2022-FEBRUARY-18

**Issued to:** REGAL BELOIT AMERICA INC  
1946 W COOK RD  
FORT WAYNE IN 46818

Tradename: Marathon

**This certificate confirms that  
representative samples of**

MOTORS FOR USE IN HAZARDOUS LOCATIONS  
Electric motors for use in hazardous locations; Class I,  
Groups C and D; Class II, Groups F and G; Inclusive of  
Model Number 184TTGCD6537 (may have prefix and/or  
suffix characters).

Have been investigated by UL in accordance with the  
Standard(s) indicated on this Certificate.

**Standard(s) for Safety:** UL 674 - Electric Motors and Generators for Use in Division  
1 Hazardous (Classified) Locations,  
CSA C22.2 No. 145, Electric Motors and Generators for  
Use in Hazardous (Classified) Locations

**Additional Information:** See the UL Online Certifications Directory at  
<https://iq.ulprospector.com> for additional information.

This *Certificate of Compliance* does not provide authorization to apply the UL Mark. Only the UL Follow-Up  
Services Procedure provides authorization to apply the UL Mark.

Only those products bearing the UL Mark should be considered as being UL Certified and covered under UL's  
Follow-Up Services.

Look for the UL Certification Mark on the product.

This is to certify that representative samples of the product as specified on this certificate were tested  
according to the current UL requirements.



Bruce Mahrenholz, Director North American Certification Program  
UL LLC

Any information and documentation involving UL Mark services are provided on behalf of UL LLC (UL) or any authorized licensee of UL. For questions, please  
contact a local UL Customer Service Representative at <http://ul.com/aboutul/locations/>

