

PRODUCT INFORMATION PACKET



Model No: 184TTDR4146

Catalog No: E156

5 HP Close-Coupled Pump Motor, 3 phase, 1800 RPM, 575 V, 184JM Frame, ODP
Close-Coupled Pump Motors

Regal and Marathon are trademarks of Regal Rexnord Corporation or one of its affiliated companies.
©2021 Regal Rexnord Corporation, All Rights Reserved. MC017097E



Nameplate Specifications

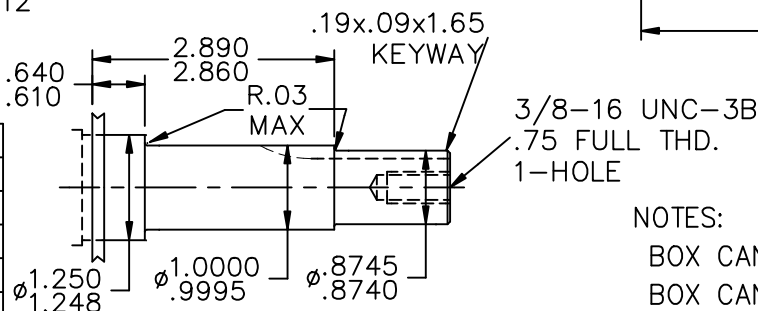
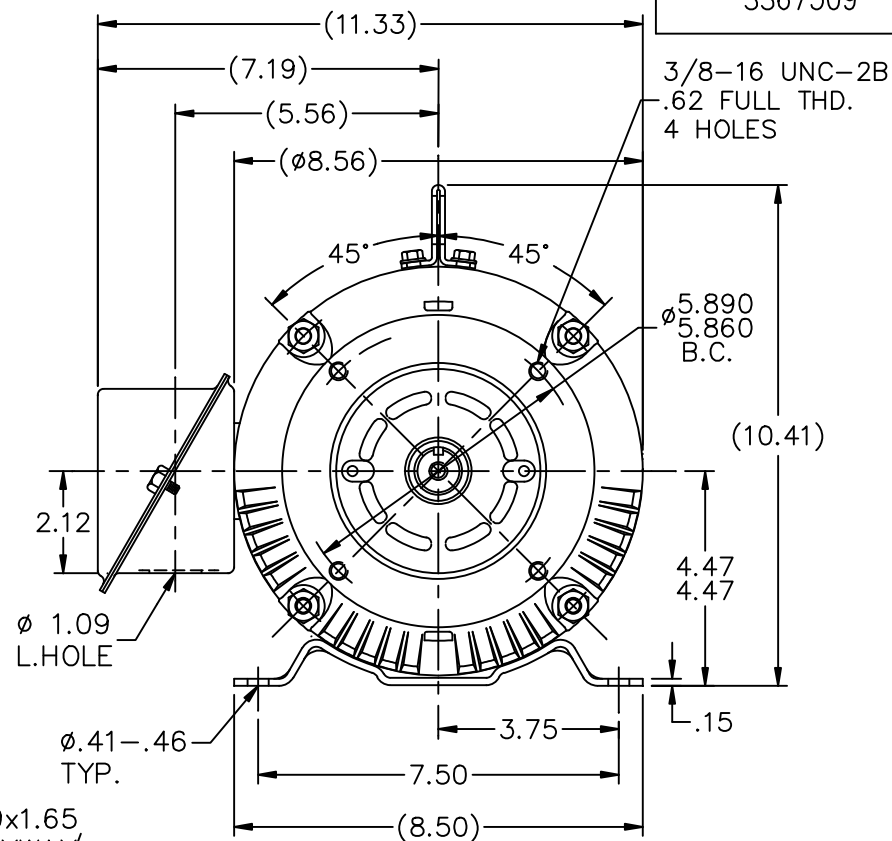
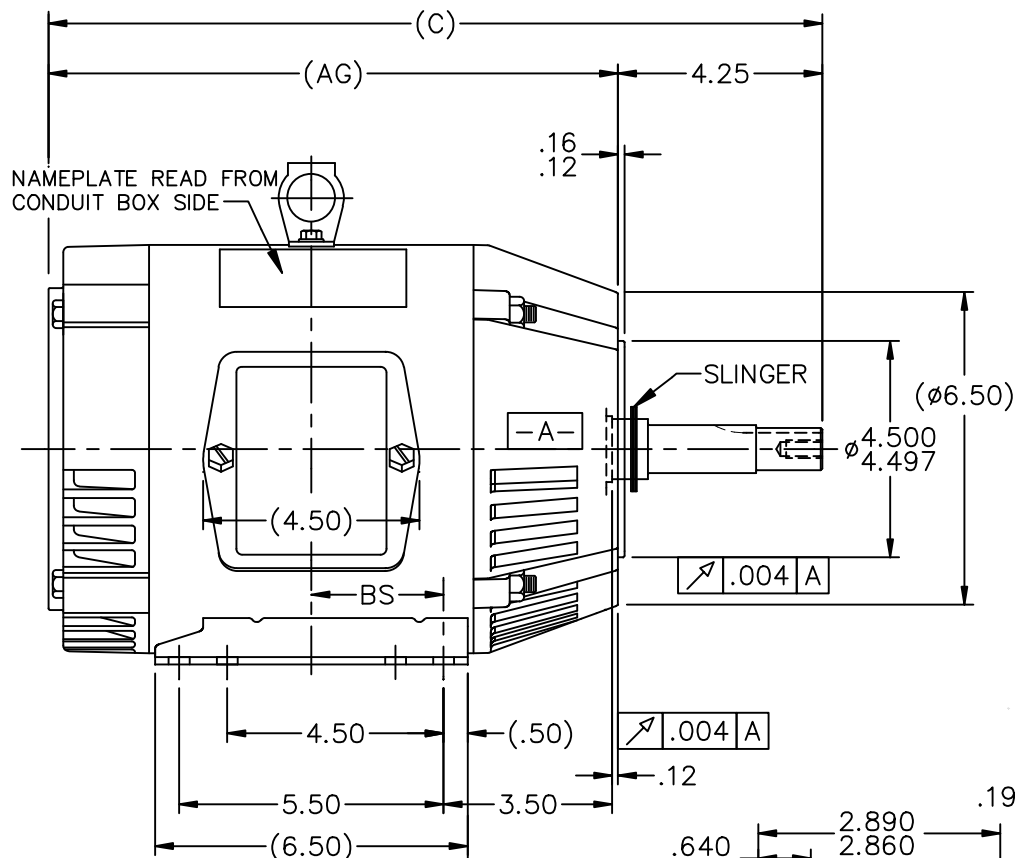
Output HP	5 Hp	Output KW	3.7 kW
Frequency	60 Hz	Voltage	575 V
Current	5.3 A	Speed	1745 rpm
Service Factor	1.15	Phase	3
Efficiency	87.5 %	Power Factor	81
Duty	Continuous	Insulation Class	B
Design Code	B	KVA Code	J
Frame	184JM	Enclosure	Drip Proof
Thermal Protection	No	Ambient Temperature	40 °C
Drive End Bearing Size	6307	Opp Drive End Bearing Size	6205
UL	Recognized	CSA	Y
CE	Y	IP Code	22
Number of Speeds	1		

Technical Specifications

Electrical Type	Squirrel Cage Induction Run	Starting Method	Across The Line
Poles	4	Rotation	Reversible
Resistance Main	3.2 Ohms	Mounting	Rigid Base
Motor Orientation	Horizontal	Drive End Bearing	Ball
Opp Drive End Bearing	Ball	Frame Material	Rolled Steel
Shaft Type	JM	Overall Length	16.59 in
Frame Length	7.25 in	Shaft Diameter	0.875 in
Shaft Extension	4.28 in	Assembly/Box Mounting	F1 Only
Connection Drawing	A-EE7300	Outline Drawing	A-SS67309-725

This is an uncontrolled document once printed or downloaded and is subject to change without notice. Date Created:10/12/2021

SS67309



DETAIL OF SHAFT EXT.

NOTES:

BOX CAN BE ROTATED IN 90° STEPS.
BOX CAN BE MOUNTED ON OPPOSITE SIDE BY
REMOVING BRACKETS AND TURNING FRAME 180°

DASH	FR	AG	C	BS	MOUNTING
575	182T	10.84	15.09	2.25	F1 OR F2
625	182T	11.34	15.59	2.50	F1 ONLY
675	182/4T	11.84	16.09	2.75	F1 OR F2
725	182/4T	12.34	16.59	3.00	F1 ONLY
775	182/4T	12.84	17.09	3.25	F1 ONLY
825	182/4T	13.34	17.59	3.50	F1 ONLY
875	182/4T	13.84	18.09	3.75	F1 ONLY

NO.	REVISION	BY & DATE	CHK	TOLERANCES UNLESS SPECIFIED	
				DEC.	INCHES
11	REDRAWN IN AUTOCAD	TAT 07-06-2004	ML	.X	±.1
10	ADDED LIFT LUG CN 34025	NJS 07-20-2001		.XX	±.03
9	ADDED FRAME SIZE TO -825 & -875 CN 27400-320	CAE 11-03-1999		.XXX	±.005
8	REVISED DASH TABLE CN 27451	MRB 05-11-1999		.XXXX	±.0005
				ANG	±7'30"



DRAWN DJK 04-26-1993

CHK ML 07-22-1993

APPD GK 07-22-1993

TITLE OUTLINE - JM EXT.
180 FR. - BB - TS - DR.PR. - C' FACE

SCALE 1=4

REF

MAT'L.

FMF

FINISH

PREV

THIS DRAWING IN DESIGN AND DETAIL IS OUR PROPERTY AND MUST NOT BE USED EXCEPT
IN CONNECTION WITH OUR WORK ALL RIGHTS OF DESIGN AND INVENTION ARE RESERVED
THIS IS AN ELECTRONICALLY GENERATED DOCUMENT - DO NOT SCALE THIS PRINT

RFP

CAD FILE ss67309

SIZE

DRAWING NO. PAGE OF REV.

DIST LB

A

SS67309

11

THREE PHASE - SINGLE VOLTAGE MOTOR - CONDUIT BOX @ 'A'

TO REVERSE ROTATION:
INTERCHANGE ANY TWO
LINE LEAD CONNECTIONS.

TERMINAL BLOCK WHEN SPECIFIED



IF MOTOR HAS 6 LEADS



A-9806 DECAL

OPTIONAL CORD CONNECTION



VIEW OF TERMINAL END

DRAWING REVISION AB	REVISION BY JJB	DATE 06-27-2017
ECO ECO-0125361	APPROVED BY TB	DATE 06-27-2017
ECO DESCRIPTION UPDATED TO CURRENT STANDARDS		
<small>COPYRIGHT REGAL BELOIT AMERICA, INC. ALL RIGHTS RESERVED. PROPRIETARY AND CONFIDENTIAL INFORMATION - THIS DOCUMENT IS THE PROPERTY OF REGAL BELOIT AMERICA, INC. ("OWNER") AND CONTAINS OWNER'S PROPRIETARY INFORMATION. ANY PERSON, CORPORATION OR OTHER FIRM RECEIVING IT IS DEEMED, BY RECEIVING IT, TO AGREE THAT IT, AND/OR ANY PART OF IT, SHALL NOT BE DISCLOSED TO ANY PERSON, CORPORATION OR OTHER ENTITY, DUPLICATED, AND/OR USED, EXCEPT AS EXPRESSLY APPROVED IN WRITING IN ADVANCE BY OWNER. THIS DOCUMENT SHALL BE RETURNED TO OWNER UPON REQUEST. IT MAY BE SUBJECT TO CERTAIN RESTRICTIONS UNDER APPLICABLE EXPORT CONTROL LAWS AND REGULATIONS.</small>		

DRAWN BY DA
DATE 03-26-1993
APPROVED BY TB
DATE 03-26-1993
REFERENCE

THIRD ANGLE
PROJECTION



Regal Beloit America, Inc.

DESCRIPTION

CONNECTION DIAGRAM
EXTERNAL - SINGLE VOLTAGE - 3Ø MOTOR

MATERIAL

PROCESS/FINISH

SIZE
A

DRAWING NUMBER

EE7300

SHEET
1 OF 1