

PRODUCT INFORMATION PACKET

Model No: 184THFR7736

Catalog No: Y373

Speed Ratio Motors, TEFC, 5 HP, 3 Ph, 60 Hz, 575 V, 1750 RPM, 184TC Frame



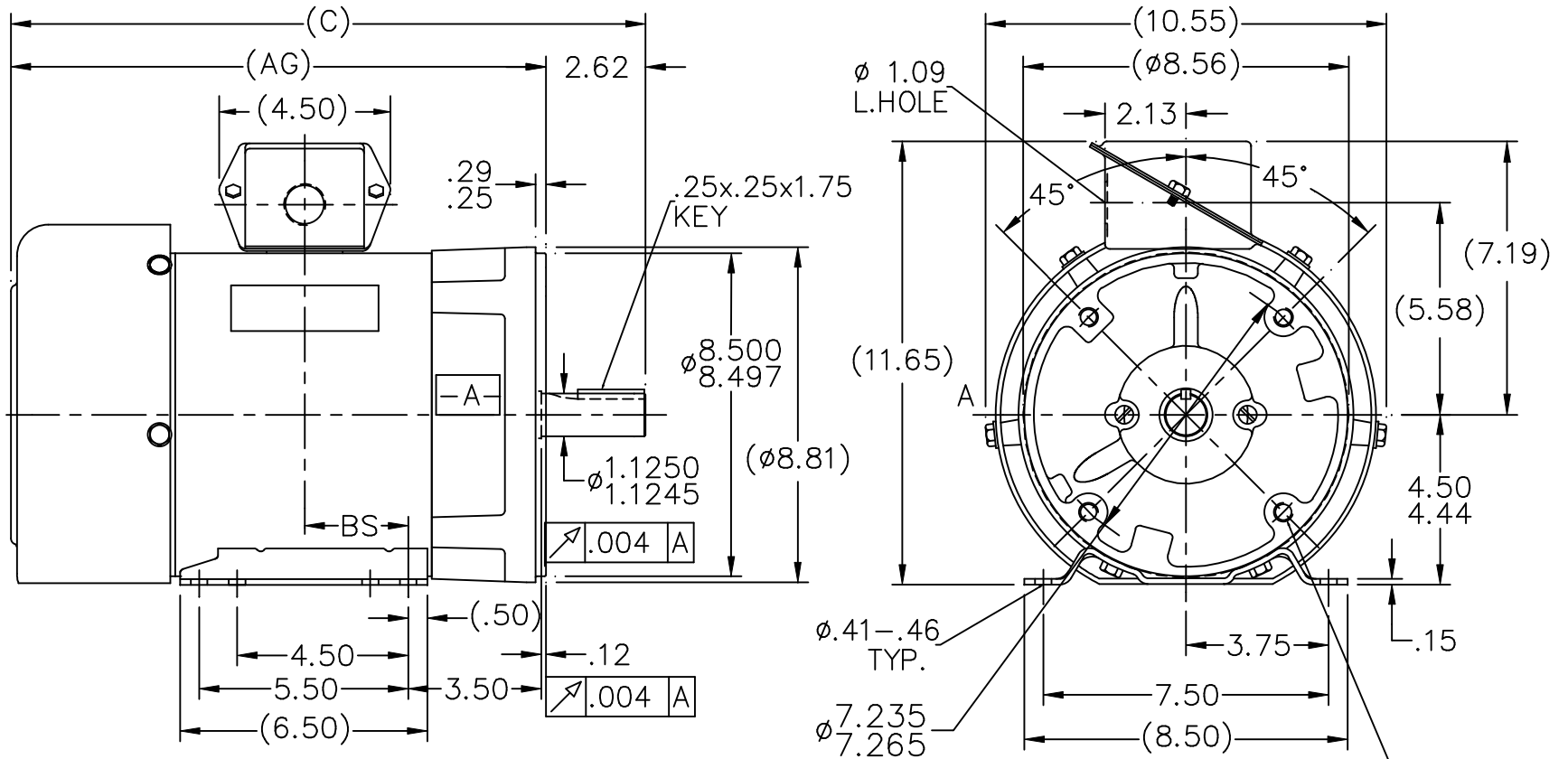
Regal and are trademarks of Regal Rexnord Corporation or one of its affiliated companies.
©2022 Regal Rexnord Corporation, All Rights Reserved. MC017097E

Nameplate Specifications

Output HP	5 Hp	Output KW	3.7 kW
Frequency	60 Hz	Voltage	575 V
Current	5.4 A	Speed	1750 rpm
Service Factor	1	Phase	3
Efficiency	88.5 %	Power Factor	79
Duty	Continuous	Insulation Class	H
Design Code	A	KVA Code	L
Frame	184TC	Enclosure	Totally Enclosed Fan Cooled
Thermal Protection	No Protection	Ambient Temperature	40 °C
Drive End Bearing Size	6207	Opp Drive End Bearing Size	6205
UL	Recognized	CSA	Y
CE	Y	IP Code	43
Number of Speeds	1		

Technical Specifications

Electrical Type	Squirrel Cage Inverter Duty	Starting Method	Inverter Only
Poles	4	Rotation	Reversible
Resistance Main	2.46 Ohms	Mounting	Bolt-on Base
Motor Orientation	Horizontal	Drive End Bearing	Ball
Opp Drive End Bearing	Ball	Frame Material	Rolled Steel
Shaft Type	T	Overall Length	16.69 in
Frame Length	6.75 in	Shaft Diameter	1.125 in
Shaft Extension	2.75 in	Assembly/Box Mounting	F3
Inverter Load	CONSTANT 20:1		
Outline Drawing	A-SS69219-675	Connection Drawing	A-EE7300



1/2-13 UNC-2B
.75 FULL THD.
4 HOLES

- NOTES:
1. BOX CAN BE ROTATED IN 90° STEPS.
2. NAMEPLATE READ FROM LOCATION 'A'.
3. REMOVABLE BASE

DASH	FR.	C	BS	AG
575	182T	15.69	2.25	13.07
625	182T	16.19	2.50	13.57
675	182/4T	16.69	2.75	14.07
775	182/4T	17.69	3.25	15.07
875	184T	18.69	3.75	16.07
925	184T	19.19	4.00	16.57

				TOLERANCES UNLESS SPECIFIED		MARATHON ELECTRIC	DRAWN NJS 01-15-2002				
				DEC.	INCHES		CHK	ML	01-15-2002		
				.X	±.1	TITLE OUTLINE - STEEL C'BOX 180 FR. - C'FACE - F3 MOUNT	APPD	PH	01-15-2002		
				.XX	±.03		SCALE		7=32		
				.XXX	±.005		REF				
				.XXXX	±.0005		MAT'L.	FMF			
1	NEW DRAWING	MU 39840	NJS 01-15-2002	.XXXX	±.0005	FINISH	PREV				
NO.	REVISION		BY & DATE	CHK	ANG	±7'30"					
THIS DRAWING IN DESIGN AND DETAIL IS OUR PROPERTY AND MUST NOT BE USED EXCEPT IN CONNECTION WITH OUR WORK ALL RIGHTS OF DESIGN AND INVENTION ARE RESERVED THIS IS AN ELECTRONICALLY GENERATED DOCUMENT - DO NOT SCALE THIS PRINT				RFP	CAD FILE ss69219		SIZE	DRAWING NO.	PAGE	OF	REV.
				DIST	LB	A		SS69219	1	1	

ERROR: syntaxerror
OFFENDING COMMAND: --nostringval--

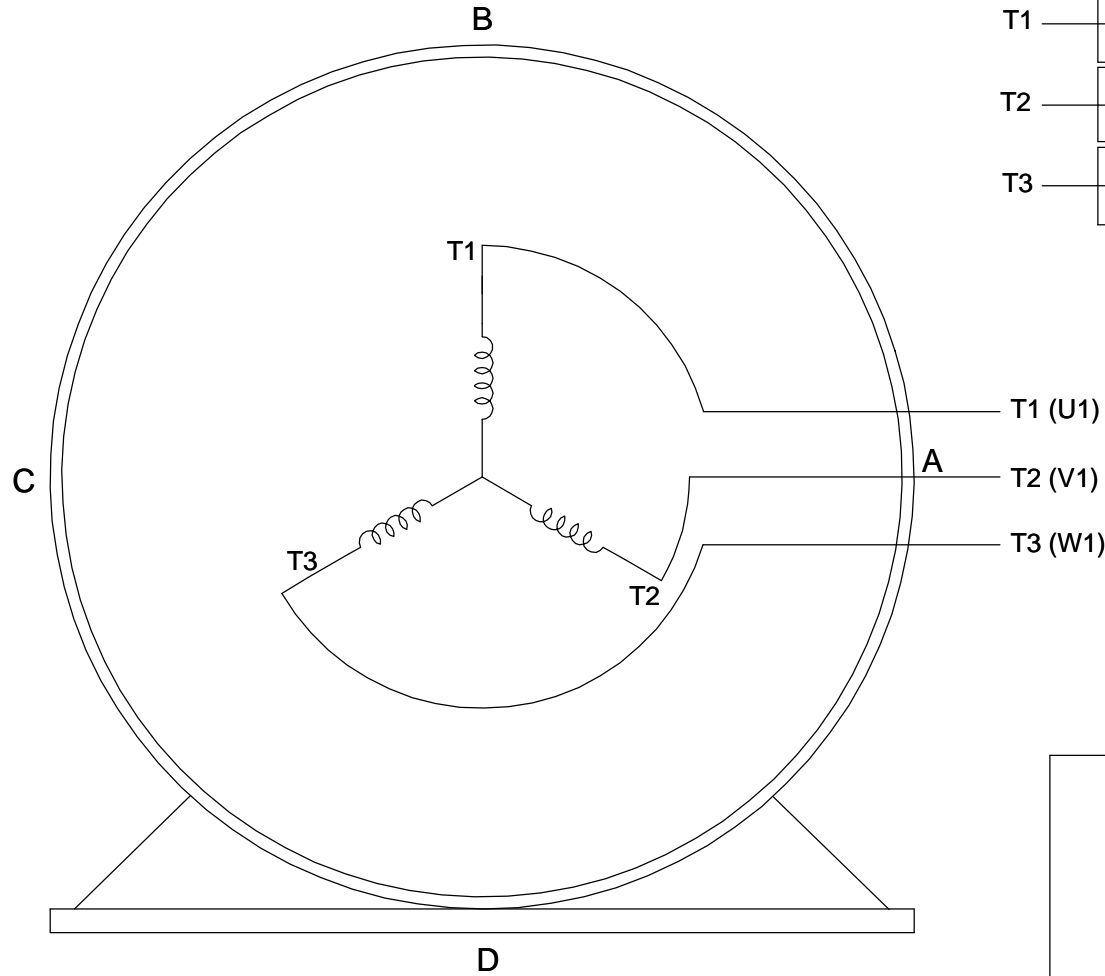
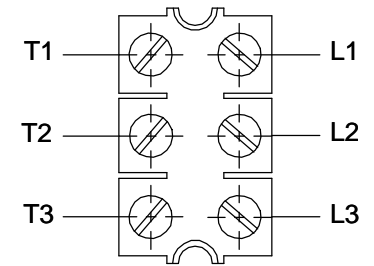
STACK:

/im
-savelevel-

**THREE PHASE - SINGLE VOLTAGE
MOTOR - CONDUIT BOX @ 'A'**

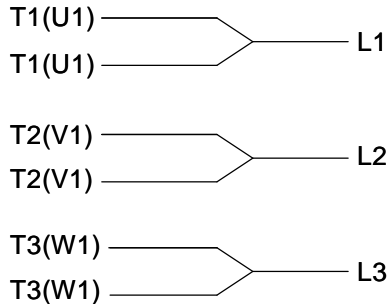
**TO REVERSE ROTATION:
INTERCHANGE ANY TWO
LINE LEAD CONNECTIONS.**

TERMINAL BLOCK WHEN SPECIFIED



VIEW OF TERMINAL END

**IF MOTOR HAS
6 LEADS**

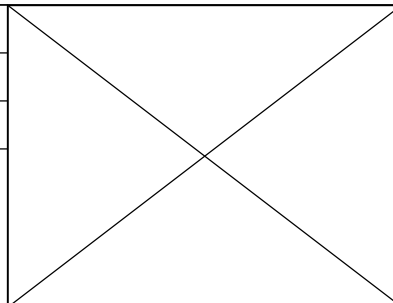


A-9806 DECAL

**OPTIONAL CORD
CONNECTION**

- L1 WHITE
- L2 RED
- L3 BLACK

DRAWING REVISION AB	REVISION BY JJB	DATE 06-27-2017
ECO ECO-0125361	APPROVED BY TB	DATE 06-27-2017
ECO DESCRIPTION UPDATED TO CURRENT STANDARDS		
<small>COPYRIGHT REGAL BELOIT AMERICA, INC. ALL RIGHTS RESERVED. PROPRIETARY AND CONFIDENTIAL INFORMATION - THIS DOCUMENT IS THE PROPERTY OF REGAL BELOIT AMERICA, INC. ("OWNER") AND CONTAINS OWNER'S PROPRIETARY INFORMATION. ANY PERSON, CORPORATION OR OTHER FIRM RECEIVING IT IS DEEMED, BY RECEIVING IT, TO AGREE THAT IT, AND/OR ANY PART OF IT, SHALL NOT BE DISCLOSED TO ANY PERSON, CORPORATION OR OTHER ENTITY, DUPLICATED, AND/OR USED, EXCEPT AS EXPRESSLY APPROVED IN WRITING IN ADVANCE BY OWNER. THIS DOCUMENT SHALL BE RETURNED TO OWNER UPON REQUEST. IT MAY BE SUBJECT TO CERTAIN RESTRICTIONS UNDER APPLICABLE EXPORT CONTROL LAWS AND REGULATIONS.</small>		



DRAWN BY DA
DATE 03-26-1993
APPROVED BY TB
DATE 03-26-1993
REFERENCE
THIRD ANGLE PROJECTION

Regal Beloit America, Inc.		
		DESCRIPTION CONNECTION DIAGRAM EXTERNAL - SINGLE VOLTAGE - 3Ø MOTOR
MATERIAL	PROCESS/FINISH	
SIZE A	DRAWING NUMBER EE7300	SHEET 1 OF 1