

# PRODUCT INFORMATION PACKET

marathon®  
Motors

Model No: 182TTGS4041

Catalog No: U989

Other Purpose Motor, 3 & 2 HP, 3 Ph, 60 & 50 Hz, 208-230/460 & 190/380 V, 1800 & 1500 RPM,  
182T Frame, EPFC



Regal and Marathon are trademarks of Regal Rexnord Corporation or one of its affiliated companies.

©2023 Regal Rexnord Corporation, All Rights Reserved. MC017097E

RegalRexnord

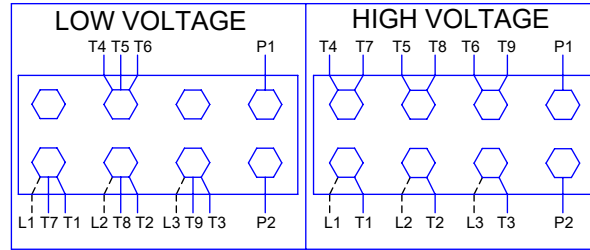
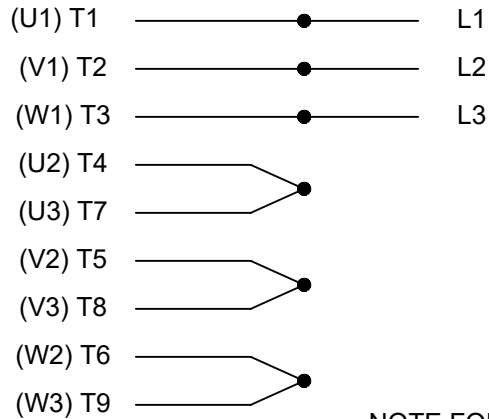
### Nameplate Specifications

Phase	<b>3</b>	Output HP	<b>3 &amp; 2 Hp</b>
Output KW	<b>2.2 &amp; 1.5 kW</b>	Voltage	<b>208-230/460 &amp; 190/380 V</b>
Speed	<b>1760 &amp; 1470 rpm</b>	Service Factor	<b>1.15 &amp; 1.15</b>
Frame	<b>182T</b>	Enclosure	<b>Explosion Proof Fan cooled</b>
Thermal Protection	<b>No Protection</b>	Efficiency	<b>87.5 &amp; 88.5 %</b>
Ambient Temperature	<b>40 °C</b>	Frequency	<b>60 &amp; 50 Hz</b>
Current	<b>8.8-8.4/4.2 &amp; 7.4/3.7 A</b>	Power Factor	<b>76</b>
Duty	<b>Continuous</b>	Insulation Class	<b>F</b>
Design Code	<b>B</b>	KVA Code	<b>K</b>
Drive End Bearing Size	<b>6206</b>	Opp Drive End Bearing Size	<b>6205</b>
UL	<b>Listed</b>	CSA	<b>Y</b>
CE	<b>N</b>	IP Code	<b>54</b>
Number of Speeds	<b>1</b>		

### Technical Specifications

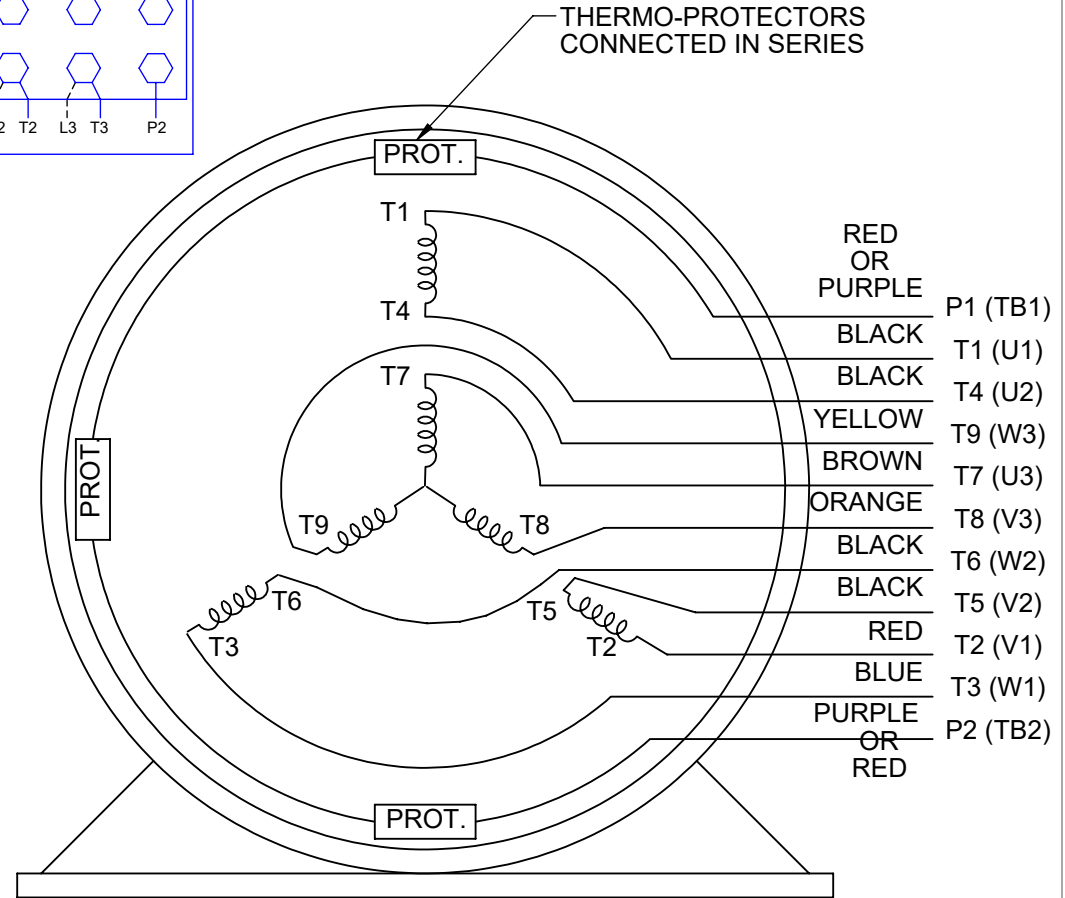
Electrical Type	<b>Squirrel Cage Inverter Rated</b>	Starting Method	<b>Line Or Inverter</b>
Poles	<b>4</b>	Rotation	<b>Reversible</b>
Resistance Main	<b>4.65 Ohms</b>	Mounting	<b>Rigid Base</b>
Motor Orientation	<b>Horizontal</b>	Drive End Bearing	<b>Ball</b>
Opp Drive End Bearing	<b>Ball</b>	Frame Material	<b>Cast Iron</b>
Shaft Type	<b>T</b>	Overall Length	<b>17.44 in</b>
Frame Length	<b>8.00 in</b>	Shaft Diameter	<b>1.125 in</b>
Shaft Extension	<b>2.75 in</b>	Assembly/Box Mounting	<b>F1 ONLY</b>
Connection Drawing	<b>A-EE7308T</b>	Outline Drawing	<b>B-SS68728-800</b>

**HIGH VOLTAGE**



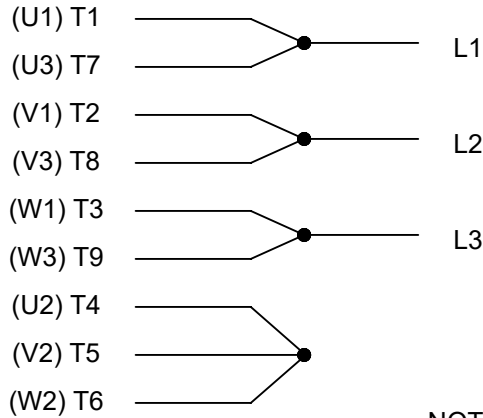
**THREE PHASE  
DUAL VOLTAGE MOTOR**

THERMO-PROTECTORS  
CONNECTED IN SERIES



NOTE FOR FACTORY USE ONLY:  
TO SURGE TEST FOR COMMON CONNECT:  
HIGH VOLT: CONNECT P1 TO T1  
THEN P2 TO L1  
LOW VOLT: CONNECT P1 TO T1 & T7,  
THEN P2 TO L1

**LOW VOLTAGE**



**VIEW OF TERMINAL END**

NOTE: LEAD'S COLOR CAN BE YELLOW OR WHITE FOR MT2 PLANT

DRAWING REVISION T	REVISION BY ZR	DATE 01-14-2019		DRAWN BY SMC	Regal Beloit America, Inc.
ECO ECO-0159915	APPROVED BY DR	DATE 01-15-2019		DATE 05-13-1992	
ECO DESCRIPTION <b>ADDED TERMINAL CONNECTION DIAGRAM</b>				APPROVED BY TB	DESCRIPTION <b>CONN DIAGRAM-INTERNAL</b> 3 PHASE - DUAL VOLTAGE MOTOR
<small>COPYRIGHT REGAL BELOIT AMERICA, INC. ALL RIGHTS RESERVED. PROPRIETARY AND CONFIDENTIAL INFORMATION - THIS DOCUMENT IS THE PROPERTY OF REGAL BELOIT AMERICA, INC. ("OWNER") AND CONTAINS OWNER'S PROPRIETARY INFORMATION. ANY PERSON, CORPORATION OR OTHER FIRM RECEIVING IT IS DEEMED, BY RECEIVING IT, TO AGREE THAT IT, AND/OR ANY PART OF IT, SHALL NOT BE DISCLOSED TO ANY PERSON, CORPORATION OR OTHER ENTITY, DUPLICATED, AND/OR USED, EXCEPT AS EXPRESSLY APPROVED IN WRITING IN ADVANCE BY OWNER. THIS DOCUMENT SHALL BE RETURNED TO OWNER UPON REQUEST. IT MAY BE SUBJECT TO CERTAIN RESTRICTIONS UNDER APPLICABLE EXPORT CONTROL LAWS AND REGULATIONS.</small>				DATE 05-13-1992	MATERIAL
			REFERENCE EE7308/EE7300	SIZE A	DRAWING NUMBER EE7308T