

# PRODUCT INFORMATION PACKET



Model No: 182TTFR4056

Catalog No: U320

3 HP Close-Coupled Pump Motor, 3 phase, 1800 RPM, 575 V, 182JM Frame, TEFC  
Close-Coupled Pump Motors

Regal and Marathon are trademarks of Regal Rexnord Corporation or one of its affiliated companies.  
©2021 Regal Rexnord Corporation, All Rights Reserved. MC017097E



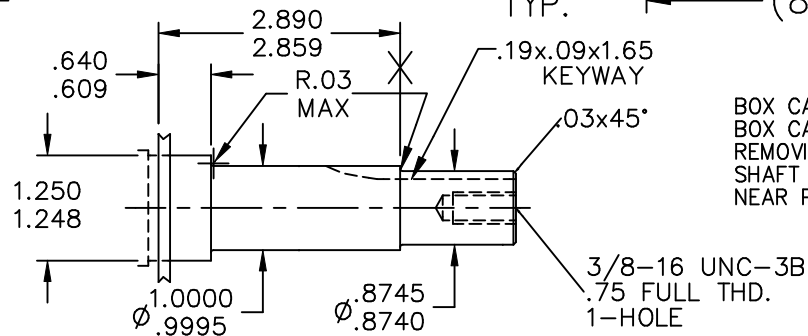
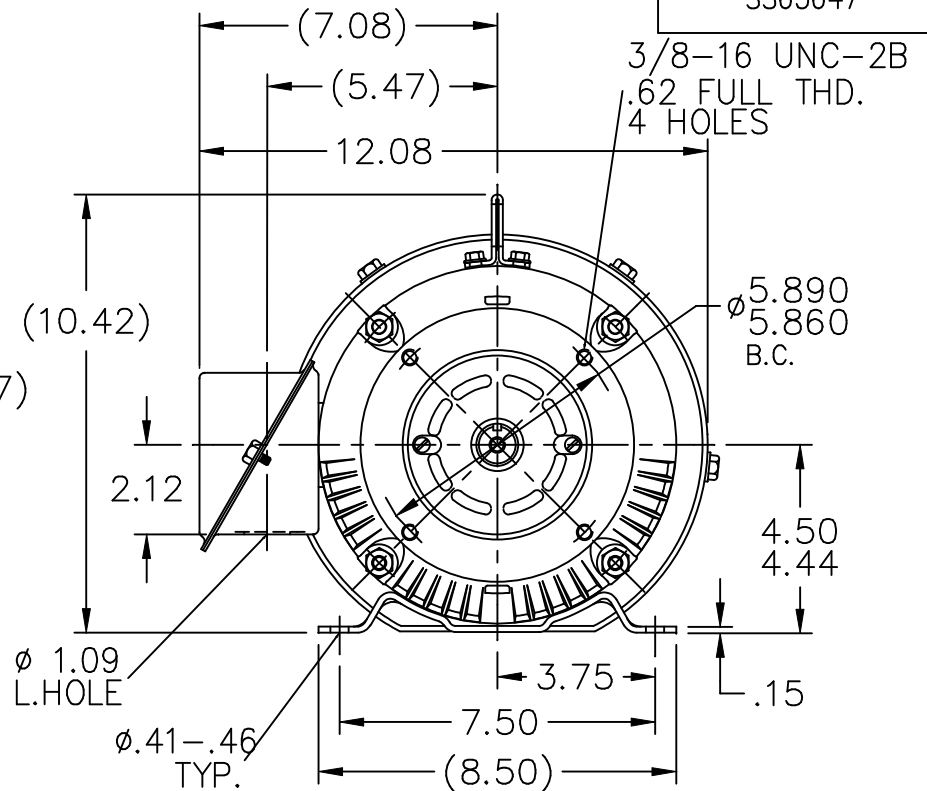
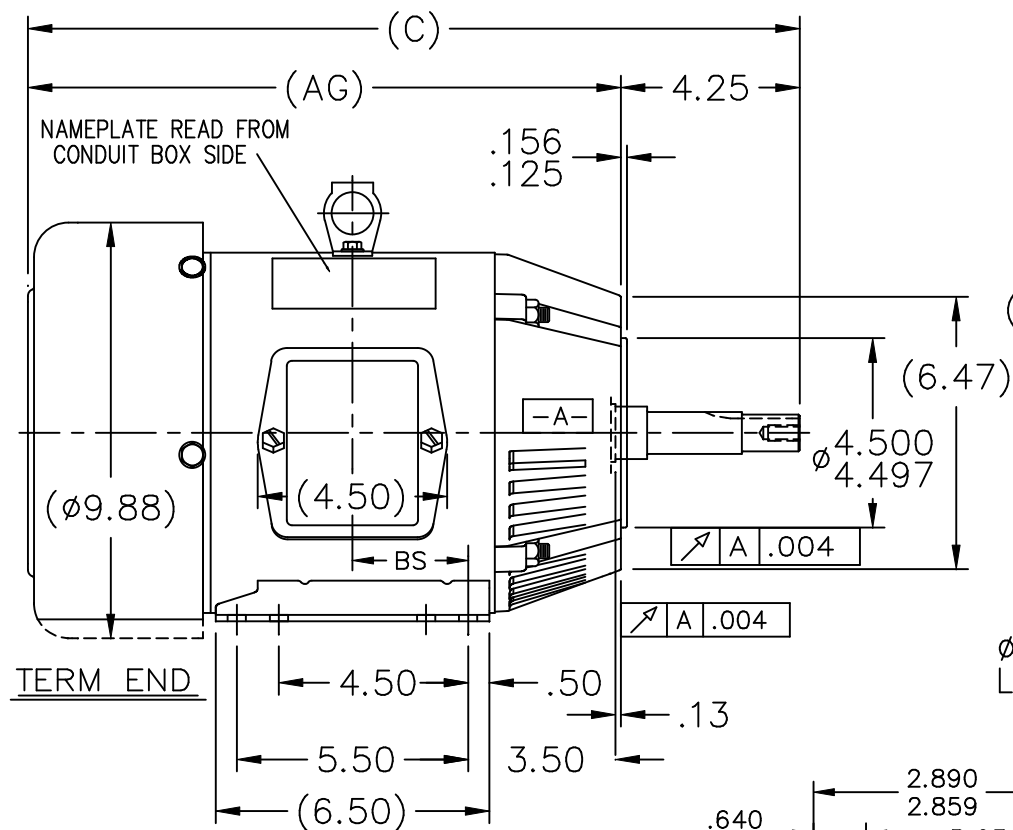
### Nameplate Specifications

Output HP	3 Hp	Output KW	2.2 kW
Frequency	60 Hz	Voltage	575 V
Current	3.4 A	Speed	1760 rpm
Service Factor	1.15	Phase	3
Efficiency	87.5 %	Power Factor	76
Duty	Continuous	Insulation Class	F
Design Code	B	KVA Code	K
Frame	182JM	Enclosure	Totally Enclosed Fan Cooled
Thermal Protection	No	Ambient Temperature	40 °C
Drive End Bearing Size	6307	Opp Drive End Bearing Size	6205
UL	Recognized	CSA	Y
CE	Y	IP Code	43
Number of Speeds	1		

### Technical Specifications

Electrical Type	Squirrel Cage Induction Run	Starting Method	Across The Line
Poles	4	Rotation	Reversible
Resistance Main	4.65 Ohms	Mounting	Rigid Base
Motor Orientation	Horizontal	Drive End Bearing	Ball
Opp Drive End Bearing	Ball	Frame Material	Rolled Steel
Shaft Type	JM	Overall Length	18.35 in
Frame Length	6.75 in	Shaft Diameter	0.875 in
Shaft Extension	4.28 in	Assembly/Box Mounting	F1/F2 Capable
Connection Drawing	A-EE7300	Outline Drawing	A-SS65647-675

SS65647



DETAIL OF SHAFT EXT.

BOX CAN BE ROTATED IN 90° STEPS.  
BOX CAN BE MOUNTED ON OPPOSITE SIDE BY  
REMOVING BRACKETS AND TURNING FRAME 180°.  
SHAFT RUNOUT NOT TO EXCEED .002 T.I.R.  
NEAR POINT "X".

(REPLACES A-SS65455)

DASH	FR.	C	AG	BS	MOUNTING
575	182T	17.35	13.10	2.25	F1 ONLY
625	182T	17.85	13.60	2.50	F1 ONLY
675	182/4T	18.35	14.10	2.75	F1 OR F2
725	182/4T	18.85	14.60	3.00	F1 OR F2
775	182/4T	19.35	15.10	3.25	F1 OR F2
825	182/4T	19.85	15.60	3.50	F1 ONLY
875	182/4T	20.35	16.10	3.75	F1 ONLY

8	CORRECTED REAR BRACKET DESIGN	JJB 07/20/2007	ML	TOLERANCES UNLESS SPECIFIED
7	ADDED LIFT LUG CN 34025	DRS 07-20-2001		DEC. INCHES
6	REMOVED DASH 675 182T DASH 675			.X ±.1
	182/4T WAS 184T CN 29200-443	TJB 05-16-2000		.XX ±.03
5	ADDED -675 W/F1 ONLY MOUNTING CN27400-320	CAE 09-15-1999		.XXX ±.005
4	REMOVED EYEBOLT	DRS 11-08-1995		.XXXX ±.0005
NO.	REVISION	BY & DATE	CHK	ANG ±7'30"

	TITLE OUTLINE	DRAWN DJK 04-28-1993
	180T FR.-BB-TS-TEFC-C'FACE-'JM' EXT.	CHK ML 06-17-1993
MAT'L.	APPD GK 06-17-1993	SCALE 7=32
FINISH	REF	FMF
	PREV	

THIS DRAWING IN DESIGN AND DETAIL IS OUR PROPERTY AND MUST NOT BE USED EXCEPT  
IN CONNECTION WITH OUR WORK ALL RIGHTS OF DESIGN AND INVENTION ARE RESERVED  
THIS IS AN ELECTRONICALLY GENERATED DOCUMENT - DO NOT SCALE THIS PRINT

RFP  
DIST LB

CAD FILE ss65647

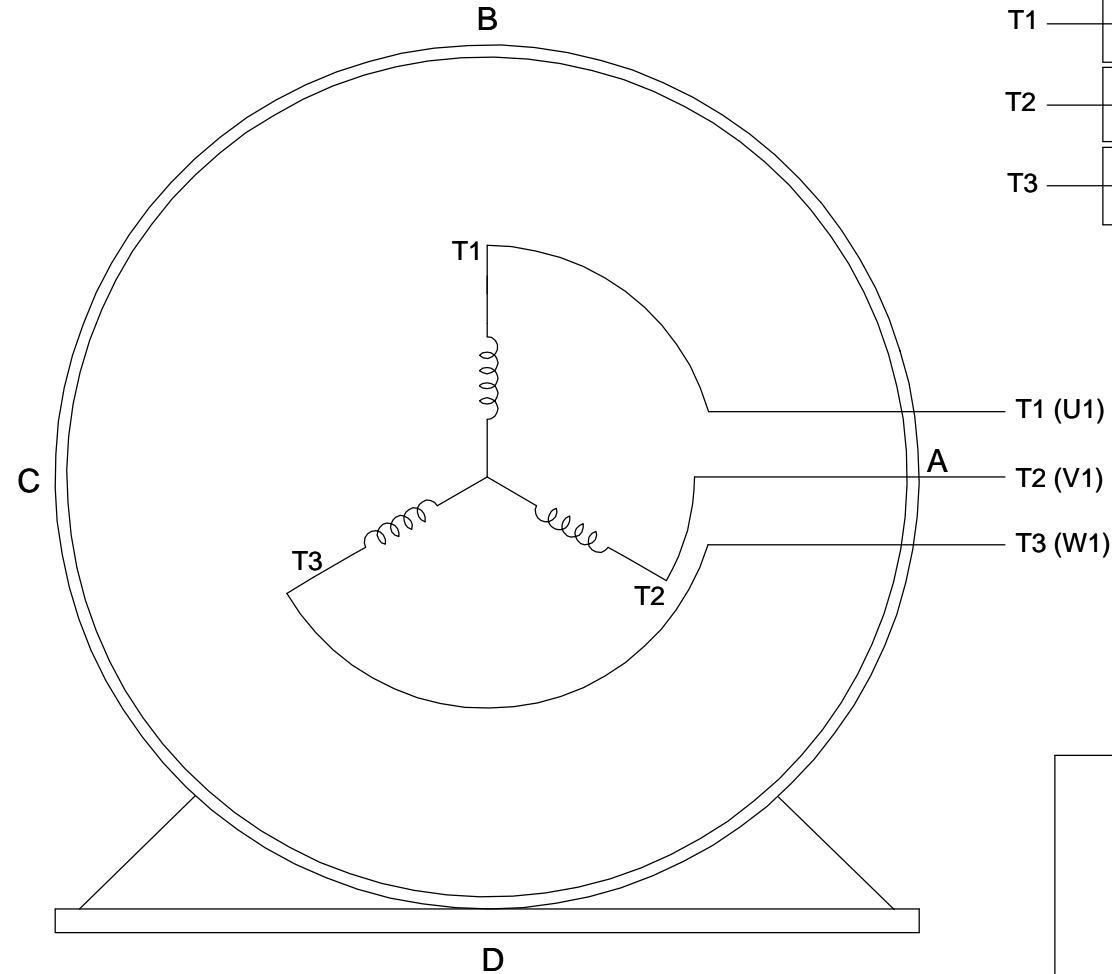
SIZE  
A

DRAWING NO. SS65647 PAGE OF 8 REV. 8

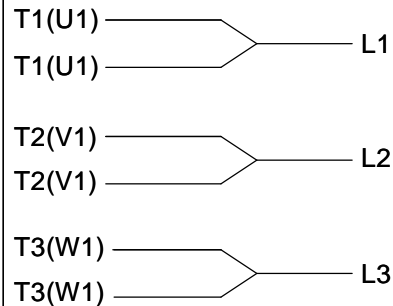
# THREE PHASE - SINGLE VOLTAGE MOTOR - CONDUIT BOX @ 'A'

TO REVERSE ROTATION:  
INTERCHANGE ANY TWO  
LINE LEAD CONNECTIONS.

## TERMINAL BLOCK WHEN SPECIFIED



### IF MOTOR HAS 6 LEADS



A-9806 DECAL

### OPTIONAL CORD CONNECTION



## VIEW OF TERMINAL END

DRAWING REVISION AB	REVISION BY JJB	DATE 06-27-2017
ECO ECO-0125361	APPROVED BY TB	DATE 06-27-2017
ECO DESCRIPTION UPDATED TO CURRENT STANDARDS		
<small>COPYRIGHT REGAL BELOIT AMERICA, INC. ALL RIGHTS RESERVED.          PROPRIETARY AND CONFIDENTIAL INFORMATION - THIS DOCUMENT IS THE PROPERTY OF          REGAL BELOIT AMERICA, INC. ("OWNER") AND CONTAINS OWNER'S PROPRIETARY          INFORMATION. ANY PERSON, CORPORATION OR OTHER FIRM RECEIVING IT IS DEEMED,          BY RECEIVING IT, TO AGREE THAT IT, AND/OR ANY PART OF IT, SHALL NOT BE DISCLOSED          TO ANY PERSON, CORPORATION OR OTHER ENTITY, DUPLICATED, AND/OR USED, EXCEPT          AS EXPRESSLY APPROVED IN WRITING IN ADVANCE BY OWNER. THIS DOCUMENT SHALL          BE RETURNED TO OWNER UPON REQUEST. IT MAY BE SUBJECT TO CERTAIN          RESTRICTIONS UNDER APPLICABLE EXPORT CONTROL LAWS AND REGULATIONS.</small>		

DRAWN BY DA
DATE 03-26-1993
APPROVED BY TB
DATE 03-26-1993
REFERENCE
THIRD ANGLE PROJECTION



Regal Beloit America, Inc.

DESCRIPTION  
**CONNECTION DIAGRAM**  
EXTERNAL - SINGLE VOLTAGE - 3Ø MOTOR

MATERIAL PROCESS/FINISH

SIZE A	DRAWING NUMBER EE7300	SHEET 1 OF 1
-----------	--------------------------	-----------------