


# PRODUCT INFORMATION PACKET

**marathon®**  
Motors

Model No: 145TTFBD16037

Catalog No: GT3407A

Globetrotter® Close-Coupled Pump Motor, 2 & 1.50 HP, 3 Ph, 60 & 50 Hz, 230/460 & 190/380 V,  
1800 & 1500 RPM, 145JP Frame, TEFC



Regal and Marathon are trademarks of Regal Rexnord Corporation or one of its affiliated companies.

©2023 Regal Rexnord Corporation, All Rights Reserved. MC017097E

**RegalRexnord**

### Nameplate Specifications

Phase	3	Output HP	2 & 1.50 Hp
Output KW	1.5 & 1.1 kW	Voltage	230/460 & 190/380 V
Speed	1745 & 1445 rpm	Service Factor	1.15 & 1.0
Frame	145JP	Enclosure	Totally Enclosed Fan Cooled
Thermal Protection	No Protection	Efficiency	86.5 & 84.5 %
Ambient Temperature	40 °C	Frequency	60 & 50 Hz
Current	5.4/2.7 & 5.2/2.6 A	Power Factor	80
Duty	Continuous	Insulation Class	F
Design Code	B	KVA Code	L
Drive End Bearing Size	6206	Opp Drive End Bearing Size	6205
UL	Listed	CSA	Y
CE	Y	IP Code	43
Number of Speeds	1	Hazardous Location	DIVISION 2 T2B

### Technical Specifications

Electrical Type	Squirrel Cage Inverter Rated	Starting Method	Line Or Inverter
Poles	4	Rotation	Reversible
Resistance Main	9.55 Ohms	Mounting	Bolt-on Base
Motor Orientation	Horizontal	Drive End Bearing	Ball
Opp Drive End Bearing	Ball	Frame Material	Rolled Steel
Shaft Type	JP	Shaft Diameter	0.875 in
Assembly/Box Mounting	F1/F2 CAPABLE	Inverter Load	CONSTANT 4:1/VARIABLE 10:1
Connection Drawing	EE7308	Outline Drawing	SS621085-850

This is an uncontrolled document once printed or downloaded and is subject to change without notice. Date Created:06/23/2023





				TOLERANCES UNLESS SPECIFIED		 <b>Regal</b> Beloit America, Inc.	DRAWN RM 11/20/1990				
5	CHG TO REGAL LOGO	SL 09/10/2015	AB	DEC.	INCHES		CHK ML 11/21/1990				
4	REVISED IEC NOTATIONS	MSG 11/15/2011	CMN	.X	±.1		APPD SAS 04/24/2003				
3	ADDED IEC NOTATIONS... (U1), (V1) ETC. MU95194	MSG 5/10/2010	MJS	.XX	±.02		SCALE 1=1				
2	ADDED THE OPTIONAL CORD CONNECTION MU46318	RDH 04/24/2003	DRS	.XXX	±.005	TITLE CONNECTION DIAGRAM 3ø – DUAL VOLTAGE MOTOR	REF				
1	REDRAWN	RM 11/20/1990		.XXXX	±.0005	MAT'L	FMF				
NO.	REVISION	BY & DATE	CHK	ANG	±7"30"	FINISH	PREV				
THIS DRAWING IN DESIGN AND DETAIL IS OUR PROPERTY AND MUST NOT BE USED EXCEPT IN CONNECTION WITH OUR WORK ALL RIGHTS OF DESIGN AND INVENTION ARE RESERVED THIS IS AN ELECTRONICALLY GENERATED DOCUMENT – DO NOT SCALE THIS PRINT			RFP		CAD FILE ee7308		SIZE	DRAWING NO.	PAGE	OF	REV.
			DIST WP				A	EE7308			5



P.O. BOX 8003  
WAUSAU, WI 54401-8003  
PH. 715-675-3311

DATA VOLTS: 460

### CERTIFICATION DATA SHEET

**CUSTOMER:****ORDER #:****CONN. DIAGRAM:****OUTLINE:****WINDING:****SPEED:**

EE7308

SS621085-850

HAT4009

NONE

1

**CUSTOMER P.O. #:****REFERENCE MODEL #:****CAT #:****CUSTOMER PART #:****MOUNTING:**

145TTFBD16037

GT3407A

F1/F2 CAPABLE

### TYPICAL MOTOR PERFORMANCE DATA

HP	KW	SYNC RPM	FL RPM	FRAME	ENCLOSURE	TYPE	KVA CODE	DESIGN
2	1.5	1800	1745	145JP	TEFC	TFR	M	B

PH	HZ	VOLTS	AMPS	START TYPE	DUTY	INSL	S.F.	AMB	ELEV.
3	60/50	230/460#190/380	5.4/2.7&5.2/2.6	LINE OR INVERTER	CONT	F	1.15	40	3300

F.L. EFF	86.5	3/4 LD EFF	86.2	1/2 LD EFF	84.2	GTD EFF	ELECT. TYPE
F.L. PF	80.0	3/4 LD PF	72.0	1/2 LD PF	58.0	84.0	SQ CAGE INV RATED

F.L. TORQUE	LR AMPS @ 460 V	L.R. TORQUE	B.D. TORQUE	F.L. RISE (° C)
6.0 LB-FT	24.0	21.3 LB-FT	25.0 LB-FT	70

SOUND PRESSURE @ 3 FT.	SOUND	POWER	ROTOR WK <sup>2</sup>	MAX. LOAD WK <sup>2</sup>	SAFE STALL TIME	STARTS/HOUR	APPROX.	MOTOR WGT
62 dBA	71 dBA		0.12 LB-FT <sup>2</sup>	10 LB-FT <sup>2</sup>	10 SEC.	2	48	LB.

### \*\*\* SUPPLEMENTAL INFORMATION \*\*\*

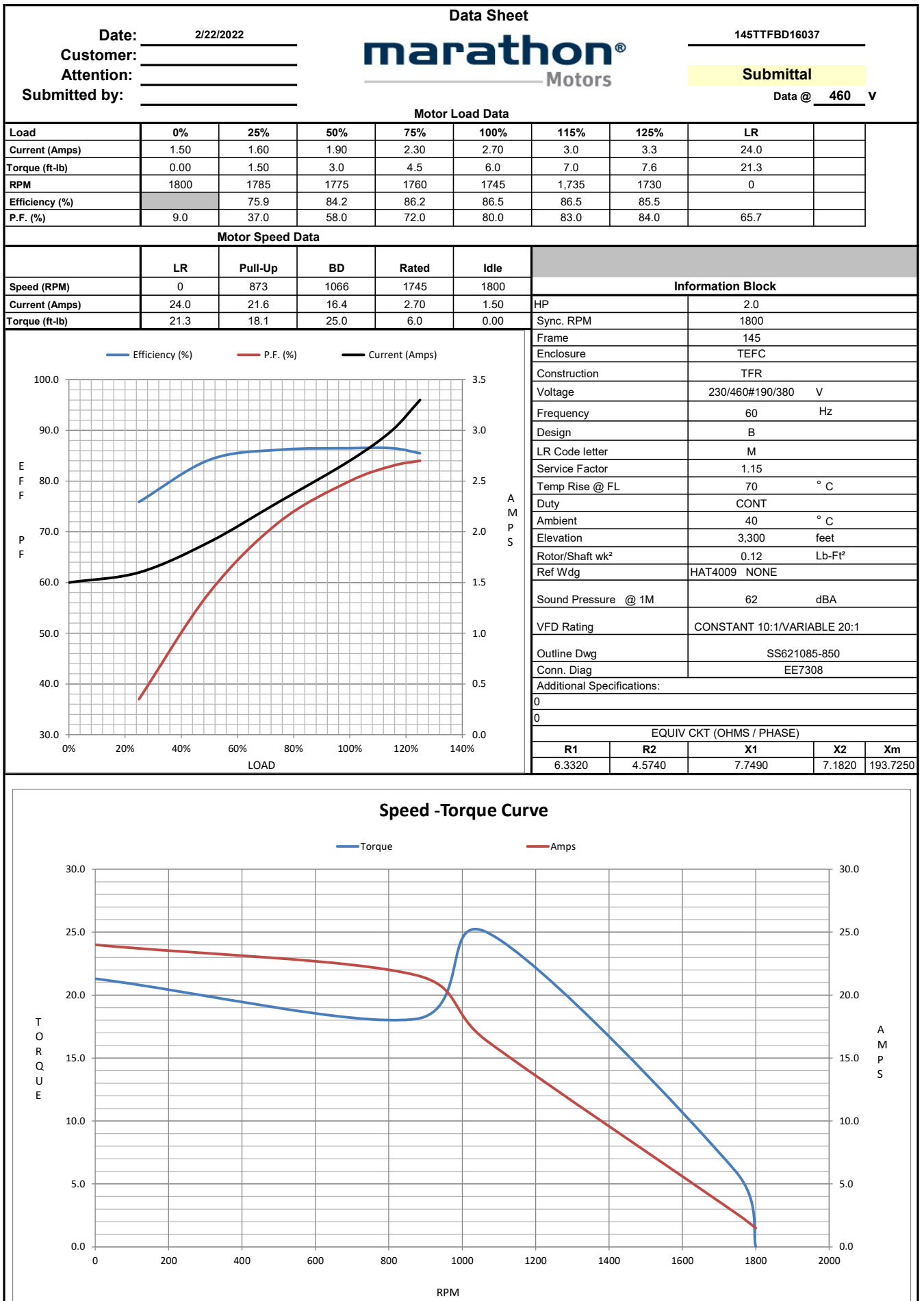
DE BRACKET TYPE	ODE BRACKET TYPE	MOUNT TYPE	MOTOR ORIENTATION	SEVERE DUTY	HAZARDOUS LOCATION	DRIP COVER	SCREENS	PAINT
C-FACE	STANDARD	BOLT-ON	HORIZONTAL	NO	NONE	YES	NONE	BLUE (ENAMEL)

BEARINGS	GREASE	SHAFT TYPE	SPECIAL DE	SPECIAL ODE	SHAFT	MATERIAL	FRAME MATERIAL
DE BALL	ODE BALL						
6206	6205	POLYREX EM	JP	NONE	NONE	1045 HOT ROLLED (C-204)	ROLLED STEEL

THERMOSTATS	PROTECTORS	WDG RTD's	BRG RTD's	THERMISTORS	CONTROL	SPACE	HEATERS
NONE	NOT	NONE	NONE	NONE	FALSE		NA

R1 (ohms/ph)	R2 (ohms/ph)	X1 (ohms/ph)	X2 (ohms/ph)	Xm (ohms/ph)	VIBRATION (in/sec)	FLOAT
6.332	4.574	7.749	7.182	193.725	0.150	ODE

* N O T E s *	INVERTER TORQUE: CONSTANT 10:1/VARIABLE 20:1	
	INV. HP SPEED RANGE: NONE	
	ENCODER: NONE	
	NONE PPR	
PREPARED BY: _____		BRAKE: NONE
DATE: 2/22/2022		NONE
		FT-LB: NA
		VOLTAGE: NONE
		HZ: _____
FORM: 3531 REV. 4 2/27/06		UL: V - LIME-INS.CONST UL REC



## EC Declaration of Conformity

The undersigned representing  
the manufacturer:

Regal Beloit America  
100 East Randolph St.  
Wausau, WI 54401

and the authorized representative  
established within the Community:

Marathon Electric UK  
6F Thistleton Road Ind. Estate  
Market Overton  
Oakham, Rutland LE15 7PP UK

are committed to providing customers with products that comply with applicable regulations and international protocols to which they are subject, including the requirements of the European Parliament Directive on the Harmonization of the laws relating to electrical equipment designed for use within certain voltage limits (2014/35/EU).

Regal Beloit America declares that the following product(s), to which this declaration relates, are in conformity with the relevant sections of the EC standards listed below.

This statement supersedes any statements previously issued pertaining to the product(s) listed below and is subject to change without notice.

Model No : 145TTFBD16037

(Model No. may contain prefix and/or suffix characters)

Catalog No : GT3407A

Rework No : N/A

### Directives :

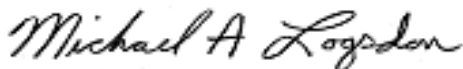
Low Voltage Directive 2014/35/EU

### Harmonized Standards Used :

EN 60034-1: 2010 (IEC 60034-1: 2010)

EN 60034-5: 2001/A1:2007 (IEC 60034-5: 2000/A1:2006)

### Authorized Representative:



Michael A. Logsdon  
Vice President, Technology

### Authorized Representative in the Community:



Julian Clark  
Marketing Engineer

Created on 09/01/2022

**CE 22**