

# PRODUCT INFORMATION PACKET



Model No: 171842.60

Catalog No: 171842.60

Grain Stirring Motor, 20 & 15 HP, 3 Ph, 60 & 50 Hz, 208-230/460 & 190/380 V, 1800 & 1500 RPM,  
256TZ Frame, TEFC



Regal and Leeson are trademarks of Regal Rexnord Corporation or one of its affiliated companies.

©2023 Regal Rexnord Corporation, All Rights Reserved. MC017097E



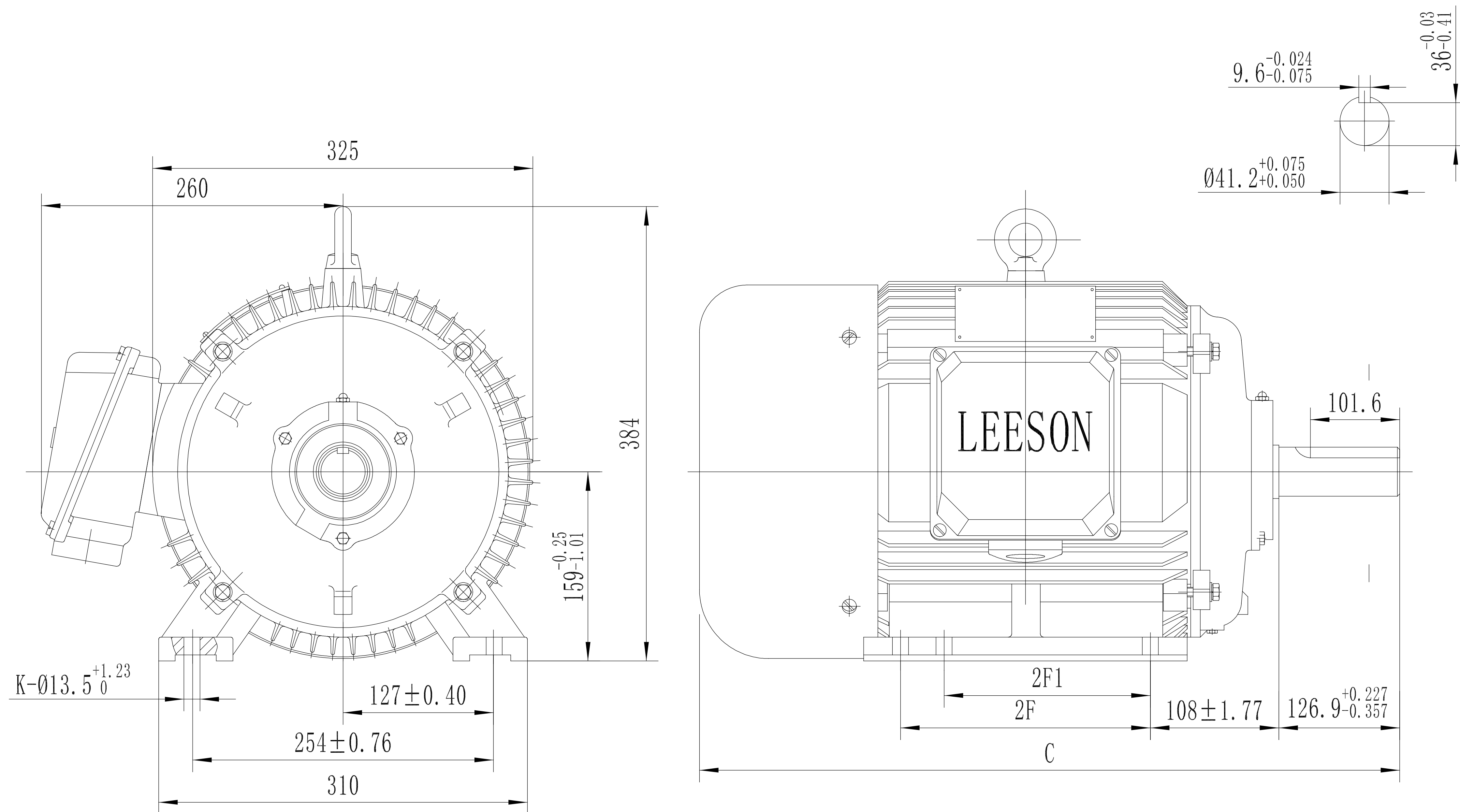


### Nameplate Specifications

Phase	<b>3</b>	Output HP	<b>20 &amp; 15 Hp</b>
Output KW	<b>14.9 &amp; 11.2 kW</b>	Voltage	<b>208-230/460 &amp; 190/380 V</b>
Speed	<b>1775 &amp; 1475 rpm</b>	Service Factor	<b>1.15 &amp; 1.15</b>
Frame	<b>256TZ</b>	Enclosure	<b>Totally Enclosed Fan Cooled</b>
Thermal Protection	<b>No Protection</b>	Efficiency	<b>93 &amp; 92.4 %</b>
Ambient Temperature	<b>40 °C</b>	Frequency	<b>60 &amp; 50 Hz</b>
Current	<b>54-49/24.5 &amp; 43.5/21.7 A</b>	Power Factor	<b>82.2</b>
Duty	<b>Continuous</b>	Insulation Class	<b>F</b>
Design Code	<b>B</b>	KVA Code	<b>G</b>
Drive End Bearing Size	<b>6309</b>	Opp Drive End Bearing Size	<b>6308</b>
UL	<b>Recognized</b>	CSA	<b>Y</b>
CE	<b>Y</b>	IP Code	<b>55</b>
Number of Speeds	<b>1</b>		

### Technical Specifications

Electrical Type	<b>Squirrel Cage Inverter Rated</b>	Starting Method	<b>Wye Start Delta Run Or Inverter</b>
Poles	<b>4</b>	Rotation	<b>Reversible</b>
Resistance Main	<b>.322 Ohms</b>	Mounting	<b>Rigid Base</b>
Motor Orientation	<b>Horizontal</b>	Drive End Bearing	<b>Ball</b>
Opp Drive End Bearing	<b>Ball</b>	Frame Material	<b>Cast Iron</b>
Shaft Type	<b>Single Special Extension</b>	Overall Length	<b>26.45 in</b>
Shaft Diameter	<b>1.625 in</b>	Shaft Extension	<b>4.99 in</b>
Assembly/Box Mounting	<b>F1/F2 CAPABLE</b>	Inverter Load	<b>CONSTANT 2:1/VARIABLE 20:1</b>
Outline Drawing	<b>SS620864</b>	Connection Drawing	<b>004172.01</b>



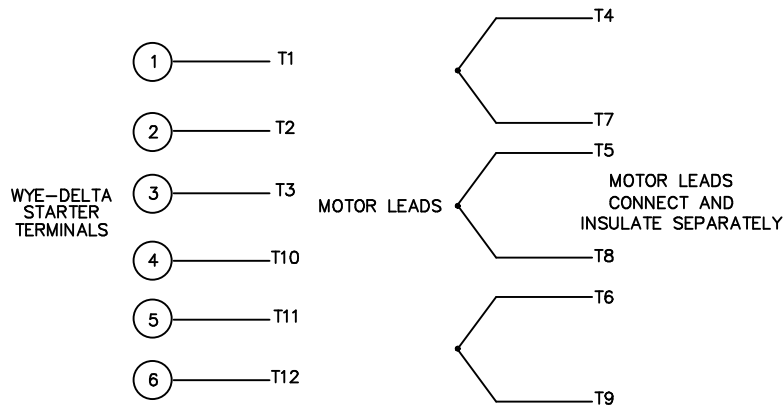
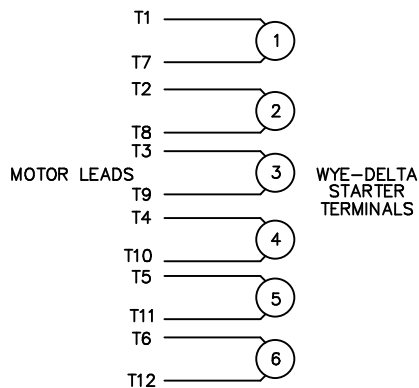
cat. no.	FRAME	2F	2F1	K	C
171841.60	N254TZ-4	210 <sup>+0.31</sup> <sub>-1.21</sub>		4	628
171842.60	N256TZ-4	254 ± 0.76	210 <sup>+0.31</sup> <sub>-1.21</sub>	6	672

		TOLERANCES UNLESS SPECIFIED		REGAL Regal-Beloit Corporation		DRAWN
		DEC.	INCHES			CHK
		.X	±.1			APPD
		.XX	±.03	TITLE		SCALE
		.XXX	±.005	OUTLINE		REF
		.XXXX	±.0005	MAT'L.		FMF
A	RELEASED FOR PRODUCTION ECO-0138957	WGJ	2/1/2018	EMH	FINISH	PREV
NO.	REVISION	BY & DATE	CHK	ANG	±1/2	
THIS DRAWING IN DESIGN AND DETAIL IS OUR PROPERTY AND MUST NOT BE USED EXCEPT IN CONNECTION WITH OUR WORK ALL RIGHTS OF DESIGN AND INVENTION ARE RESERVED THIS IS AN ELECTRONICALLY GENERATED DOCUMENT - DO NOT SCALE THIS PRINT				RFP	CAD FILE	SIZE
				DIST		DRAWING NO.
						SS620864
						REV.
						A

WYE - DELTA STARTING USEABLE ON 2,4 AND 6 POLE MOTORS.

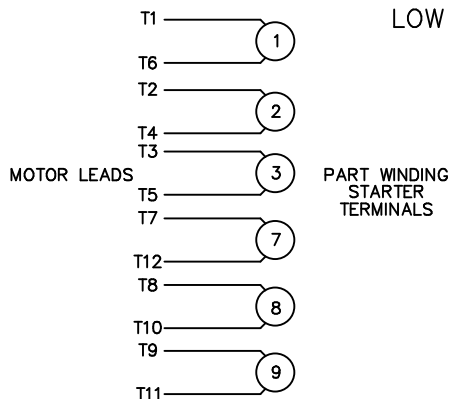
LOW VOLTAGE CONNECTION

HIGH VOLTAGE CONNECTION



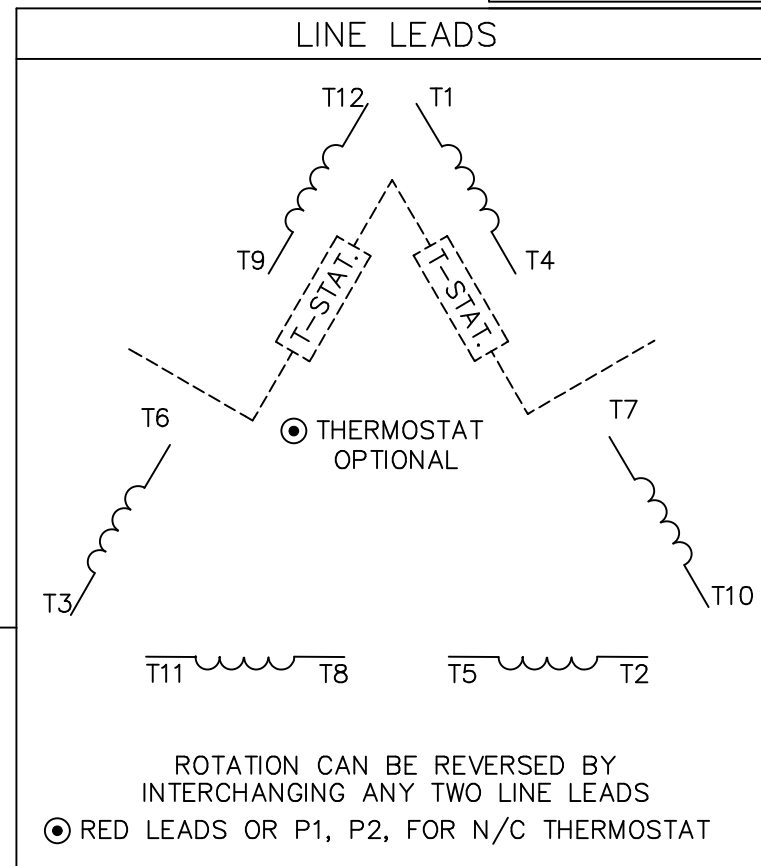
REFER TO THE WYE-DELTA STARTER CONNECTION INSTRUCTIONS FOR PROPER CONNECTION OF POWER LINES TO STARTER.

PART WINDING START USABLE ON 4 & 6 POLE MOTORS  
LOW VOLTAGE CONNECTION ONLY



REFER TO THE PART WINDING STARTER INSTRUCTIONS FOR PROPER CONNECTION OF POWER LINES TO STARTER.

REFER TO THE CUTLER - HAMMER OR EQUIV. FOR PROPER SELECTION OF OVERLOAD HEATER COILS.



ACROSS THE LINE START & RUN				
	LINE 1	LINE 2	LINE 3	JOIN & INSULATE SEPARATELY
HIGH VOLT	T1, T12	T2, T10	T3, T11	(T4, T7) (T5, T8) (T6, T9)
LOW VOLT	T1, T6 T7, T12	T2, T4 T8, T10	T3, T5 T9, T11	

				TOLERANCES UNLESS SPECIFIED		LEESON	ELECTRIC MOTORS GEARMOTORS AND DRIVES		DRAWN WLW 09/08/77		
				DEC.	INCHES				CHK RPB 09/12/77		
				.X	±.1				APPD JCW 09/12/77		
03	REV'D LOW VOLTAGE CONN. LEADS PER ELEC.	BJB 06/07/00	.XX	±.01	TITLE DELTA - WYE CONNECTION DIAGRAM		SCALE 1=1				
02	ADDED T-STAT. NOTES PER ELECTRICAL	KMM 06/02/98	.XXX	±.005			REF				
01	REDRAWN TO CAD	DBT 06/02/97	.XXXX	±.0005	MAT'L.		FMF				
NO.	REVISION	BY & DATE	CHK	ANG	±1/2"	FINISH	PREV				
THIS DRAWING IN DESIGN AND DETAIL IS OUR PROPERTY AND MUST NOT BE USED EXCEPT IN CONNECTION WITH OUR WORK ALL RIGHTS OF DESIGN AND INVENTION ARE RESERVED THIS IS AN ELECTRONICALLY GENERATED DOCUMENT - DO NOT SCALE THIS PRINT				RFP	CAD FILE 00417201		SIZE A	DRAWING NO. 004172-01		REV. 03	
				DIST							