

PRODUCT INFORMATION PACKET



Model No: 170041.00

Catalog No: 170041.00

General Purpose Motor, 50 & 40 HP, 3 Ph, 60 & 50 Hz, 208-230/460 & 190/380 V, 3600 & 3000 RPM,
326TS Frame, TEFC



Regal and Leeson are trademarks of Regal Rexnord Corporation or one of its affiliated companies.

©2023 Regal Rexnord Corporation, All Rights Reserved. MC017097E





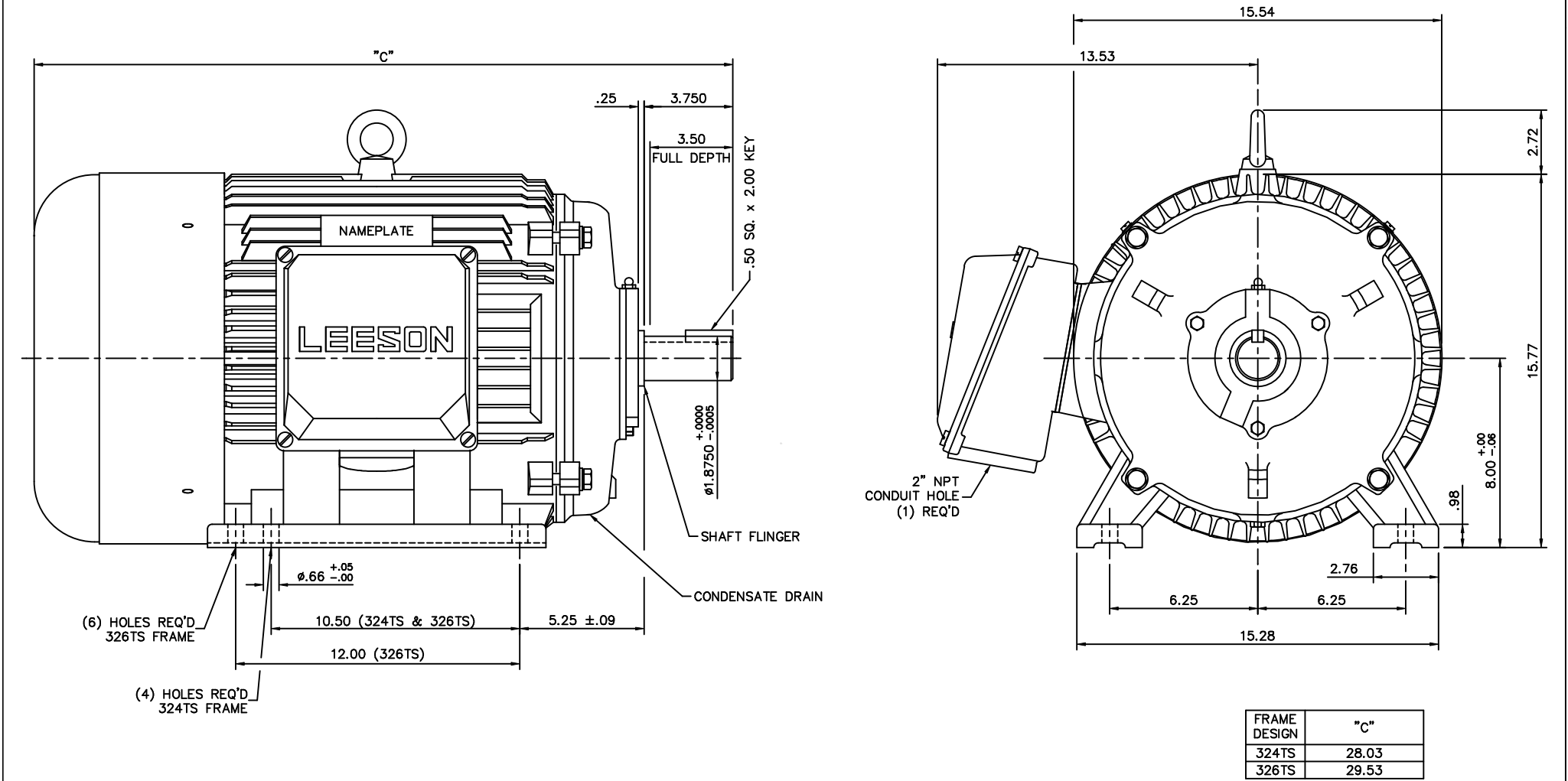
Nameplate Specifications

Phase	3	Output HP	50 & 40 Hp
Output KW	37.0 & 30.0 kW	Voltage	208-230/460 & 190/380 V
Speed	3565 & 2965 rpm	Service Factor	1.15 & 1.15
Frame	326TS	Enclosure	Totally Enclosed Fan Cooled
Thermal Protection	No Protection	Efficiency	94.1 & 94.5 %
Ambient Temperature	40 °C	Frequency	60 & 50 Hz
Current	123-112/56 & 100/50 A	Power Factor	88.5
Duty	Continuous	Insulation Class	F
Design Code	B	KVA Code	G
Drive End Bearing Size	6312	Opp Drive End Bearing Size	6312
UL	Recognized	CSA	Y
CE	Y	IP Code	43
Number of Speeds	1		

Technical Specifications

Electrical Type	Squirrel Cage Induction Run	Starting Method	Wye Start Delta Run
Poles	2	Rotation	Reversible
Resistance Main	.085 Ohms	Mounting	Rigid Base
Motor Orientation	Horizontal	Drive End Bearing	Ball
Opp Drive End Bearing	Ball	Frame Material	Cast Iron
Shaft Type	TS	Overall Length	29.53 in
Shaft Diameter	1.875 in	Shaft Extension	3.75 in
Assembly/Box Mounting	F1/F2 CAPABLE		
Connection Drawing	004172.03	Outline Drawing	16954260

	169542-60
--	-----------

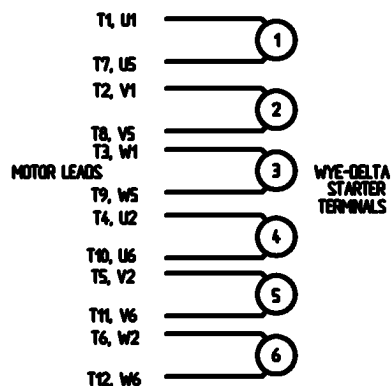


				TOLERANCES UNLESS OTHERWISE SPECIFIED		LEESON ELECTRIC CORPORATION				
				DECIMALS						
				.00	± .06	DRAWN JJK 03/29/99	TITLE OUTLINE – 320TS FRAME			
				.000	± .005	CH'K'D.	TEFC – RIGID			
01	ADDED HOLES FOR 326TS BASE	JJK	07/15/99	.0000	± .0005	APPR. PG 03/31/99	MAT'L CAST IRON			
NO.	REVISION	BY	DATE	FRACTIONS	± 1/64	SCALE 1=4				
THIS DRAWING IN DESIGN AND DETAIL IS OUR PROPERTY AND NOT BE USED EXCEPT IN CONNECTION WITH OUR WORK ALL RIGHTS OF DESIGN AND INVENTION ARE RESERVED					ANGLES	± 1/2"	REF. 169504	FINISH	SIZE B	DRAWING NO. 169542-60
					INCH/MM		FMF			

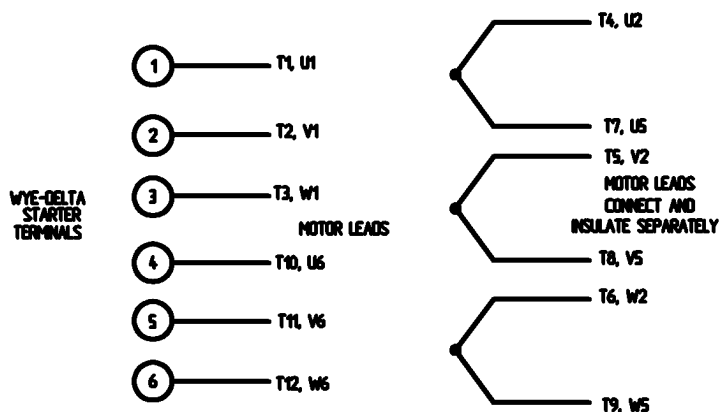
3 of 5

WYE - DELTA STARTING USEABLE ON 2,4 AND 6 POLE MOTORS.

LOW VOLTAGE CONNECTION

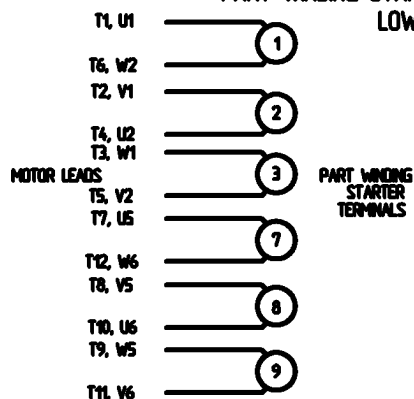


HIGH VOLTAGE CONNECTION



REFER TO THE WYE-DELTA STARTER CONNECTION INSTRUCTIONS FOR PROPER CONNECTION OF POWER LINES TO STARTER.

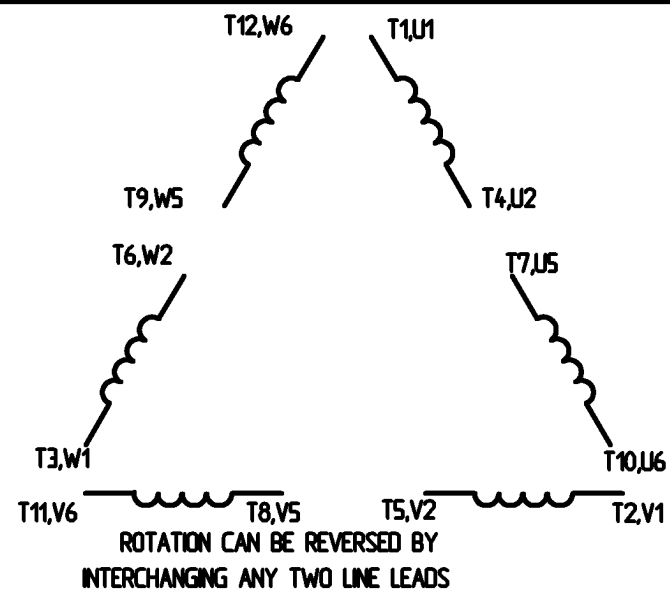
PART WINDING START USABLE ON 4 & 6 POLE MOTORS LOW VOLTAGE CONNECTION ONLY



REFER TO THE PART WINDING STARTER INSTRUCTIONS FOR PROPER CONNECTION OF POWER LINES TO STARTER.

REFER TO THE CUTLER - HAMMER OR EQUIV. FOR PROPER SELECTION OF OVERLOAD HEATER COILS.

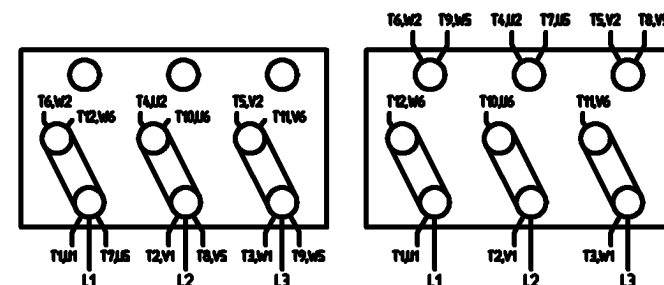
LINE LEADS



12 LEAD DELTA CONNECTION ACROSS THE LINE START (FOR Y START DELTA RUN, REMOVE THE JUMPERS)

LOW VOLTAGE
(MUST BE REWIRED AS SHOWN)

HIGH VOLTAGE
(FACTORY WIRED FOR HIGH VOLTAGE AS SHOWN)



				TOLERANCES UNLESS SPECIFIED		<div>LEESON</div> ELECTRIC MOTORS GEARMOTORS AND DRIVES	DRAWN CJW 08/28/02	
				DEC.	INCHES		CHK	
				X	± .1		APPO	
				XX	± .01		SCALE	1:1
				XXX	± .005		REF	
				XXXX	± .0005	MAT'L	FMF	
NO.	REVISION	BY & DATE	CHK	ANG	± 1/2°	FINISH	PREV	
THIS DRAWING IN DESIGN AND DETAIL IS OUR PROPERTY AND MUST NOT BE USED EXCEPT IN CONNECTION WITH OUR WORK. ALL RIGHTS OF DESIGN AND INVENTION ARE RESERVED. THIS IS AN ELECTRONICALLY GENERATED DOCUMENT - DO NOT SCALE THIS PRINT.				REP		CAD FILE	00417203	SIZE
				DST				A
								DRAWING NO.
								004172-03
								REV.

ERROR: syntaxerror
OFFENDING COMMAND: --nostringval--

STACK:

/CB
-dictionary-
/Pscript_WinNT_Compat
-dictionary-