

PRODUCT INFORMATION PACKET



Model No: 170007.00

Catalog No: 170007.00

General Purpose Motor, 20 & 15 HP, 3 Ph, 60 & 50 Hz, 208-230/460 & 190/380 V, 1800 & 1500 RPM,
256T Frame, TEFC



Regal and Leeson are trademarks of Regal Rexnord Corporation or one of its affiliated companies.

©2023 Regal Rexnord Corporation, All Rights Reserved. MC017097E





Nameplate Specifications

Phase	3	Output HP	20 & 15 Hp
Output KW	14.9 & 11.2 kW	Voltage	208-230/460 & 190/380 V
Speed	1775 & 1475 rpm	Service Factor	1.15 & 1.15
Frame	256T	Enclosure	Totally Enclosed Fan Cooled
Thermal Protection	No Protection	Efficiency	93 & 92.4 %
Ambient Temperature	40 °C	Frequency	60 & 50 Hz
Current	54-50/25 & 43.5/21.7 A	Power Factor	82
Duty	Continuous	Insulation Class	F
Design Code	B	KVA Code	G
Drive End Bearing Size	6309	Opp Drive End Bearing Size	6308
UL	Recognized	CSA	Y
CE	Y	IP Code	43
Number of Speeds	1		

Technical Specifications

Electrical Type	Squirrel Cage Induction Run	Starting Method	Wye Start Delta Run
Poles	4	Rotation	Reversible
Resistance Main	.322 Ohms	Mounting	Rigid Base
Motor Orientation	Horizontal	Drive End Bearing	Ball
Opp Drive End Bearing	Ball	Frame Material	Cast Iron
Shaft Type	T	Overall Length	24.92 in
Shaft Diameter	1.625 in	Shaft Extension	4 in
Assembly/Box Mounting	F1/F2 CAPABLE		
Outline Drawing	16953860-256T	Connection Drawing	004172.03

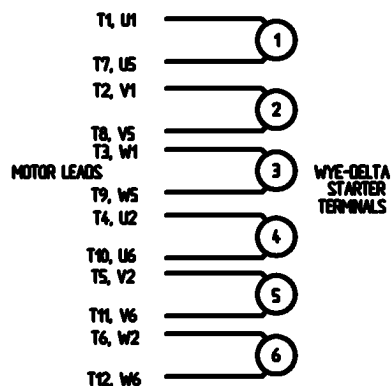


FRAME	"C"	"B"	"BV"
254T	23.19	10.25	8.19
256T	24.92	12.00	9.06

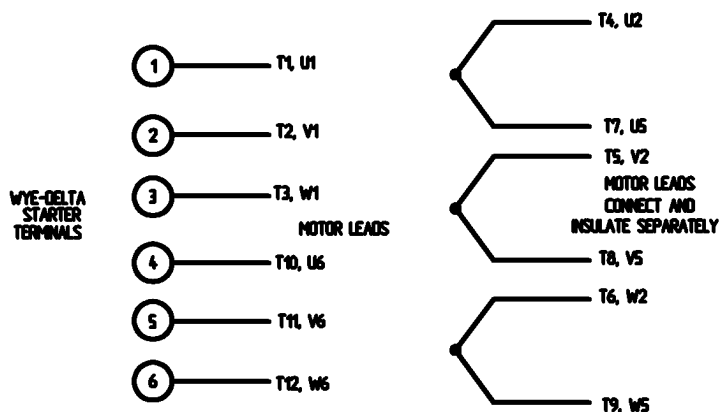
			TOLERANCES UNLESS OTHERWISE SPECIFIED			LEESON ELECTRIC CORPORATION		
			DEC.	INCHES	METRIC			
			.X	±.1	±2.5	DRAWN DRZ 05/22/01	TITLE OUTLINE - 250 FRAME TEFC - RIGID, NEW CON-BOX	
			.XX	±.03	±.76	APPR.		
01	REDRAWN TO CURRENT CAD STANDARDS	CJK 8/3/01	.XXX	±.005	±.127	R.F.P.	MAT'L CAST IRON	
NO.	REVISION	BY & DATE	CH'KD.	.XXXX	±.0005	±.0127	SCALE	5=16
THIS DRAWING IN DESIGN AND DETAIL IS OUR PROPERTY AND MUST NOT BE USED EXCEPT IN CONNECTION WITH OUR WORK ALL RIGHTS OF DESIGN AND INVENTION ARE RESERVED THIS IS AN ELECTRONICALLY GENERATED DOCUMENT - DO NOT SCALE THIS PRINT						FRACTIONS	±1/64	REF.
						ANGLES	±1/2°	F/MF
						FINISH	REV. 01	DRAWING NO. 169538-60

WYE - DELTA STARTING USEABLE ON 2,4 AND 6 POLE MOTORS.

LOW VOLTAGE CONNECTION

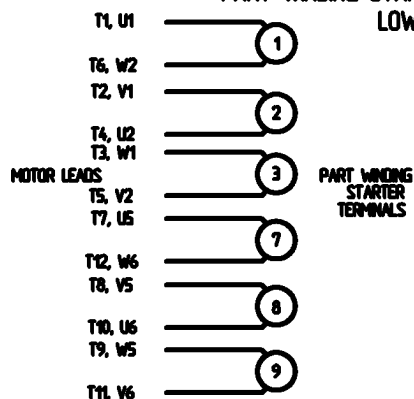


HIGH VOLTAGE CONNECTION



REFER TO THE WYE-DELTA STARTER CONNECTION INSTRUCTIONS FOR PROPER CONNECTION OF POWER LINES TO STARTER.

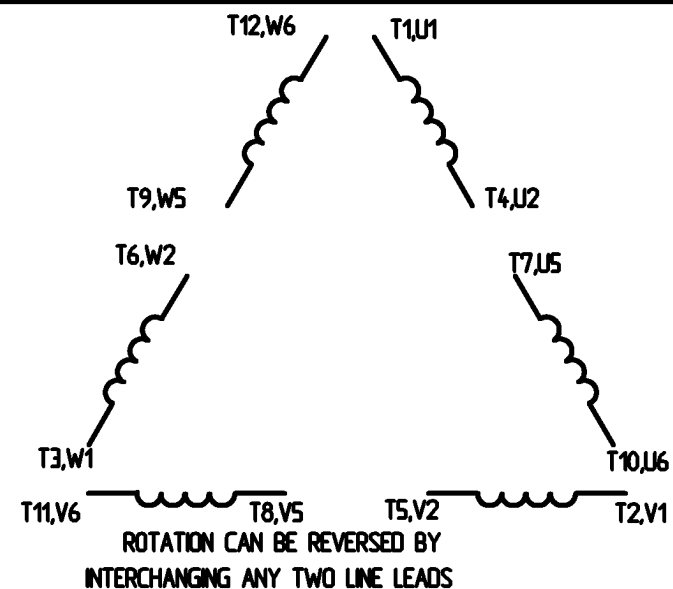
PART WINDING START USABLE ON 4 & 6 POLE MOTORS LOW VOLTAGE CONNECTION ONLY



REFER TO THE PART WINDING STARTER INSTRUCTIONS FOR PROPER CONNECTION OF POWER LINES TO STARTER.

REFER TO THE CUTLER - HAMMER OR EQUIV. FOR PROPER SELECTION OF OVERLOAD HEATER COILS.

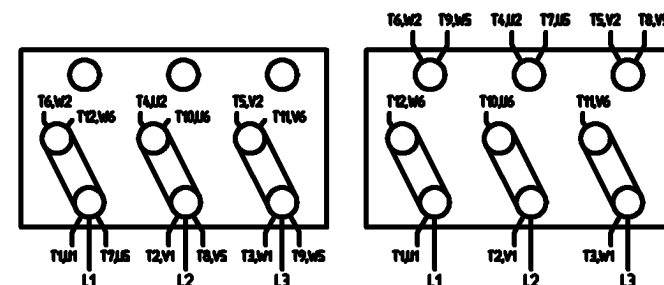
LINE LEADS



12 LEAD DELTA CONNECTION ACROSS THE LINE START (FOR Y START DELTA RUN, REMOVE THE JUMPERS)

LOW VOLTAGE
(MUST BE REWIRED AS SHOWN)

HIGH VOLTAGE
(FACTORY WIRED FOR HIGH VOLTAGE AS SHOWN)



				TOLERANCES UNLESS SPECIFIED		<div>LEESON</div> <div>ELECTRIC MOTORS GEARMOTORS AND DRIVES</div>	DRAWN C/W 08/28/02	
				DEC.	INCHES		CHK	
				X	± .1		APPO	
				XX	± .01		SCALE	1:1
				XXX	± .005		REF	
				XXXX	± .0005		FMF	
NO.	REVISION	BY & DATE	CHK	ANG	± 1/2°	FINISH	PREV	
THIS DRAWING IN DESIGN AND DETAIL IS OUR PROPERTY AND MUST NOT BE USED EXCEPT IN CONNECTION WITH OUR WORK. ALL RIGHTS OF DESIGN AND INVENTION ARE RESERVED. THIS IS AN ELECTRONICALLY GENERATED DOCUMENT - DO NOT SCALE THIS PRINT.				REP	CAD FILE	00417203	SIZE A	DRAWING NO. 004172-03
				DIST				REV.

ERROR: syntaxerror
OFFENDING COMMAND: --nostringval--

STACK:

/CB
-dictionary-
/Pscript_WinNT_Compat
-dictionary-