

PRODUCT INFORMATION PACKET



Model No: 170005.00

Catalog No: 170005.00

General Purpose Motor, 30 & 25 HP, 3 Ph, 60 & 50 Hz, 208-230/460 & 190/380 V, 1200 & 1000 RPM,
326T Frame, TEFC



Regal and Leeson are trademarks of Regal Rexnord Corporation or one of its affiliated companies.

©2023 Regal Rexnord Corporation, All Rights Reserved. MC017097E





Nameplate Specifications

Phase	3	Output HP	30 & 25 Hp
Output KW	22.4 & 18.7 kW	Voltage	208-230/460 & 190/380 V
Speed	1190 & 990 rpm	Service Factor	1.15 & 1.15
Frame	326T	Enclosure	Totally Enclosed Fan Cooled
Thermal Protection	No Protection	Efficiency	93.6 %
Ambient Temperature	40 °C	Frequency	60 & 50 Hz
Current	84-77.2/38.6 & 74/37 A	Power Factor	78
Duty	Continuous	Insulation Class	F
Design Code	B	KVA Code	F
Drive End Bearing Size	6312	Opp Drive End Bearing Size	6312
UL	Recognized	CSA	Y
CE	Y	IP Code	43
Number of Speeds	1		

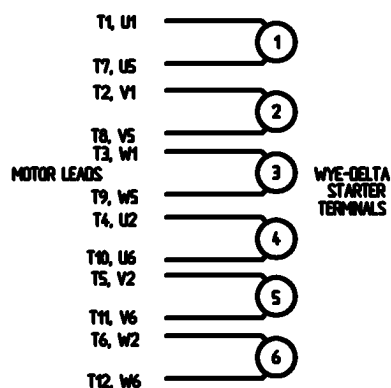
Technical Specifications

Electrical Type	Squirrel Cage Induction Run	Starting Method	Wye Start Delta Run
Poles	6	Rotation	Reversible
Mounting	Rigid Base	Motor Orientation	Horizontal
Drive End Bearing	Ball	Opp Drive End Bearing	Ball
Frame Material	Cast Iron	Shaft Type	T
Overall Length	31.02 in	Shaft Diameter	2.125 in
Shaft Extension	5.25 in	Assembly/Box Mounting	F1/F2 CAPABLE
Outline Drawing	16954160	Connection Drawing	004172.03

This is an uncontrolled document once printed or downloaded and is subject to change without notice. Date Created:06/22/2023

WYE - DELTA STARTING USEABLE ON 2,4 AND 6 POLE MOTORS.

LOW VOLTAGE CONNECTION

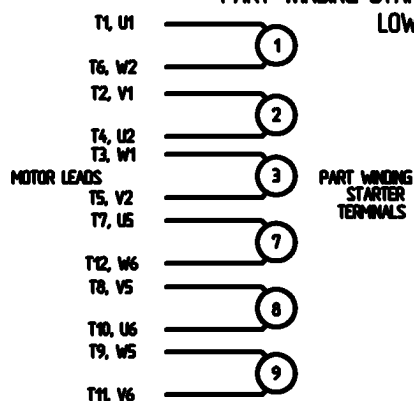


HIGH VOLTAGE CONNECTION



REFER TO THE WYE-DELTA STARTER CONNECTION INSTRUCTIONS FOR PROPER CONNECTION OF POWER LINES TO STARTER.

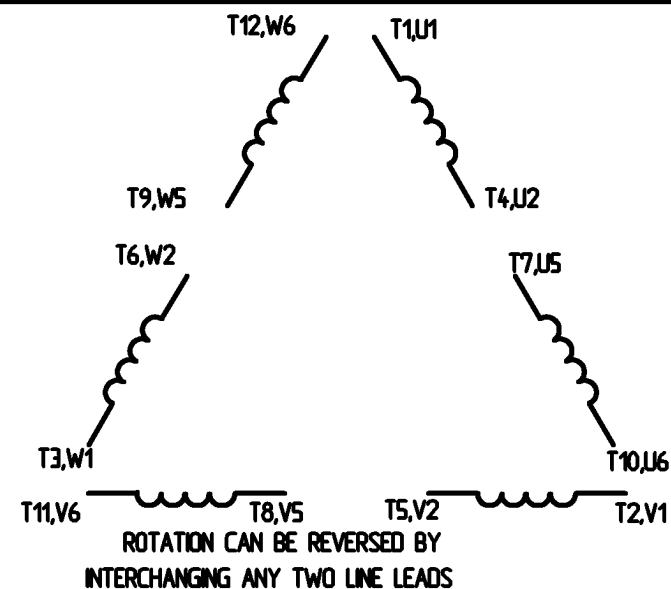
PART WINDING START USABLE ON 4 & 6 POLE MOTORS LOW VOLTAGE CONNECTION ONLY



REFER TO THE PART WINDING STARTER INSTRUCTIONS FOR PROPER CONNECTION OF POWER LINES TO STARTER.

REFER TO THE CUTLER - HAMMER OR EQUIV. FOR PROPER SELECTION OF OVERLOAD HEATER COILS.

LINE LEADS



12 LEAD DELTA CONNECTION ACROSS THE LINE START (FOR Y START DELTA RUN, REMOVE THE JUMPERS)

LOW VOLTAGE
(MUST BE REWIRED AS SHOWN)

HIGH VOLTAGE
(FACTORY WIRED FOR HIGH VOLTAGE AS SHOWN)



				TOLERANCES UNLESS SPECIFIED		<div>LEESON</div> <div>ELECTRIC MOTORS GEARMOTORS AND DRIVES</div>	DRAWN C/W 08/28/02	
				DEC.	INCHES		CHK	
				X	± .1		APPO	
				XX	± .01		SCALE	1:1
				XXX	± .005		REF	
				XXXX	± .0005	MAT'L	FMF	
NO.	REVISION	BY & DATE	CHK	ANG	± 1/2°	FINISH	PREV	
THIS DRAWING IN DESIGN AND DETAIL IS OUR PROPERTY AND MUST NOT BE USED EXCEPT IN CONNECTION WITH OUR WORK. ALL RIGHTS OF DESIGN AND INVENTION ARE RESERVED. THIS IS AN ELECTRONICALLY GENERATED DOCUMENT - DO NOT SCALE THIS PRINT.				REP		CAD FILE	00417203	SIZE
				DST				A
				DRAWING NO. 004172-03				REV.

ERROR: syntaxerror
OFFENDING COMMAND: --nostringval--

STACK:

/CB
-dictionary-
/Pscript_WinNT_Compat
-dictionary-