

PRODUCT INFORMATION PACKET



Model No: 170003.00

Catalog No: 170003.00

General Purpose Motor, 25 & 20 HP, 3 Ph, 60 & 50 Hz, 208-230/460 & 190/380 V, 1200 & 1000 RPM,
324T Frame, TEFC



Regal and Leeson are trademarks of Regal Rexnord Corporation or one of its affiliated companies.

©2023 Regal Rexnord Corporation, All Rights Reserved. MC017097E





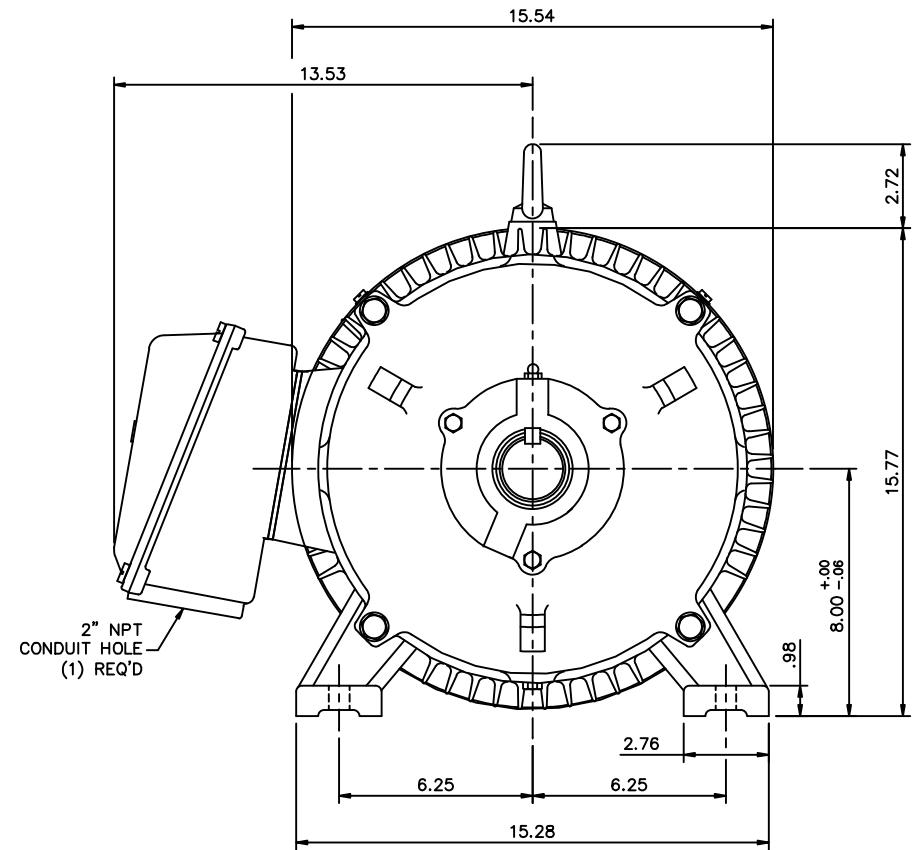
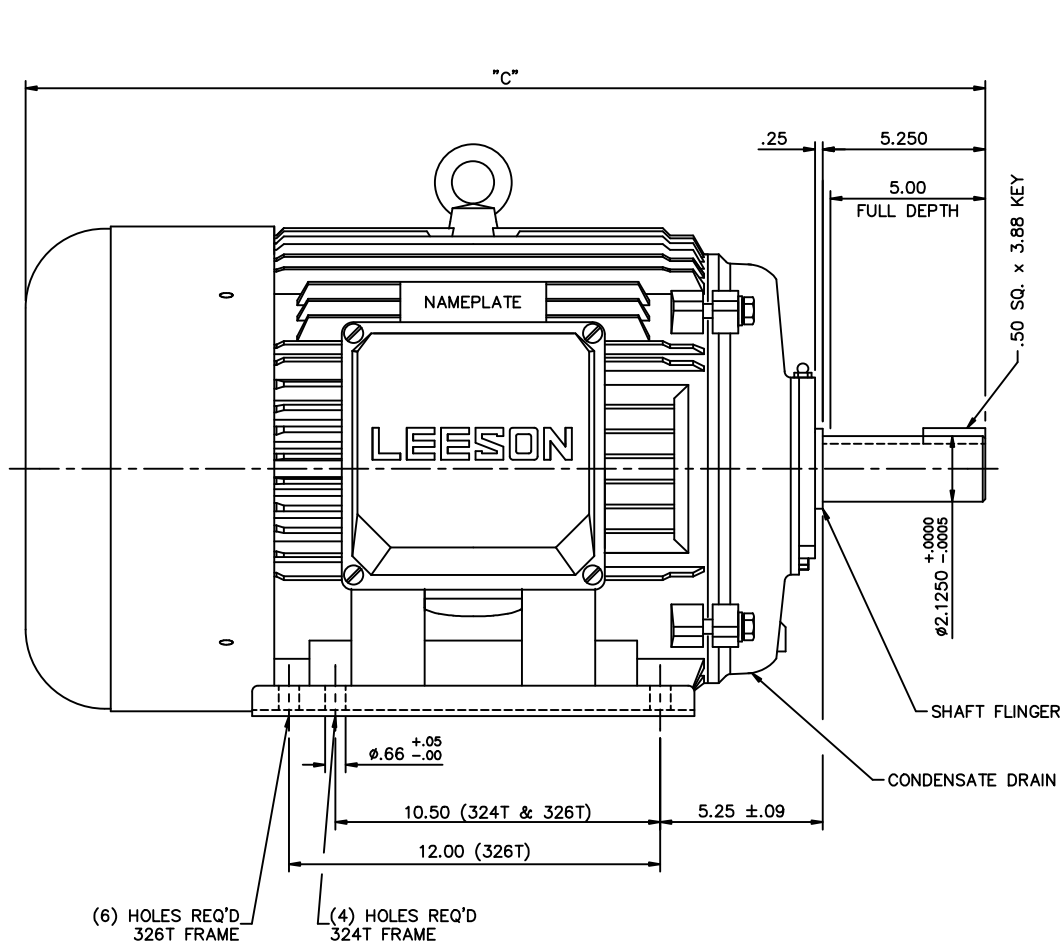
Nameplate Specifications

Phase	3	Output HP	25 & 20 Hp
Output KW	18.7 & 14.9 kW	Voltage	208-230/460 & 190/380 V
Speed	1190 & 990 rpm	Service Factor	1.15 & 1.15
Frame	324T	Enclosure	Totally Enclosed Fan Cooled
Thermal Protection	No Protection	Efficiency	93.6 & 92.4 %
Ambient Temperature	40 °C	Frequency	60 & 50 Hz
Current	72-66/33 & 62/31 A	Power Factor	76
Duty	Continuous	Insulation Class	F
Design Code	B	KVA Code	G
Drive End Bearing Size	6312	Opp Drive End Bearing Size	6312
UL	Recognized	CSA	Y
CE	Y	IP Code	43
Number of Speeds	1		

Technical Specifications

Electrical Type	Squirrel Cage Induction Run	Starting Method	Across The Line
Poles	6	Rotation	Reversible
Mounting	Rigid Base	Motor Orientation	Horizontal
Drive End Bearing	Ball	Opp Drive End Bearing	Ball
Frame Material	Cast Iron	Shaft Type	T
Overall Length	29.53 in	Shaft Diameter	2.125 in
Shaft Extension	5.25 in	Assembly/Box Mounting	F1/F2 CAPABLE
Connection Drawing	004172.03	Outline Drawing	16954160

This is an uncontrolled document once printed or downloaded and is subject to change without notice. Date Created:06/22/2023

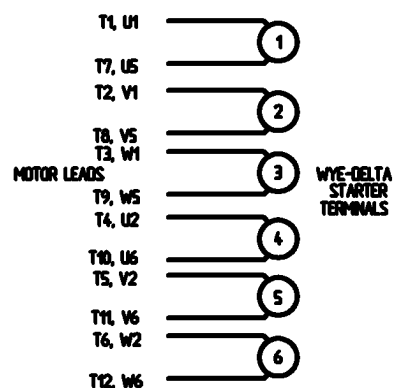


FRAME DESIGN	"C"
324T	29.53
326T	31.02

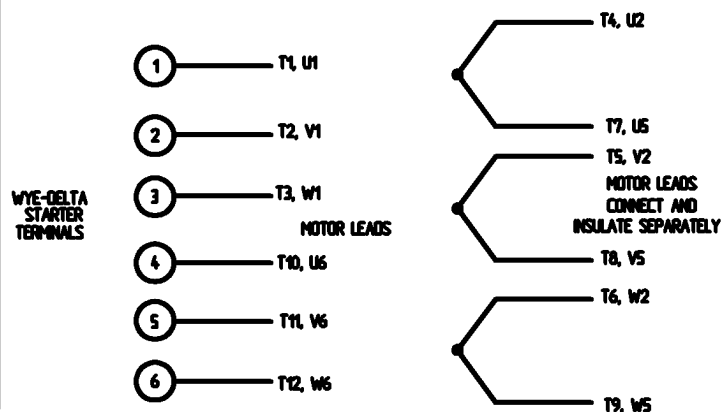
				TOLERANCES UNLESS OTHERWISE SPECIFIED		LEESON ELECTRIC CORPORATION			
				DECIMALS					
				.00	± .06	DRAWN JJK 03/29/99	TITLE OUTLINE – 320T FRAME		
				.000	± .005	CHK'D.	TEFC – RIGID		
01	ADDED HOLES FOR 326T BASE	JJK	07/13/99	.0000	± .0005	APPR. PG 03/31/99	MAT'L CAST IRON		
NO.	REVISION	BY	DATE	FRACTIONS	± 1/64	SCALE 1=4			
THIS DRAWING IN DESIGN AND DETAIL IS OUR PROPERTY AND MUST NOT BE USED EXCEPT IN CONNECTION WITH OUR WORK ALL RIGHTS OF DESIGN AND INVENTION ARE RESERVED				ANGLES	± 1/2°	REF. 169504	FINISH	SIZE	DRAWING NO.
				INCH/MM		FMF		B	169541-60

WYE - DELTA STARTING USEABLE ON 2,4 AND 6 POLE MOTORS.

LOW VOLTAGE CONNECTION

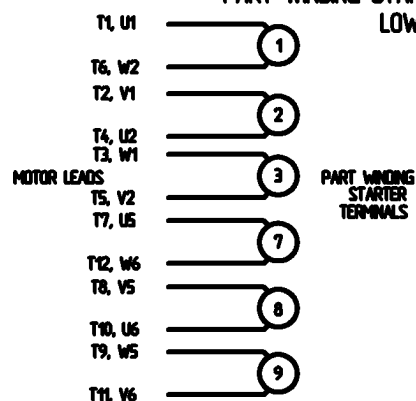


HIGH VOLTAGE CONNECTION



REFER TO THE WYE-DELTA STARTER CONNECTION INSTRUCTIONS FOR PROPER CONNECTION OF POWER LINES TO STARTER.

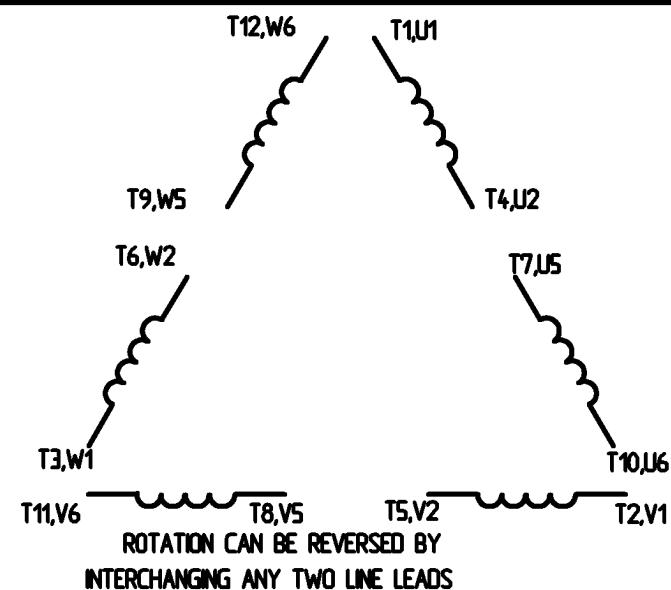
PART WINDING START USABLE ON 4 & 6 POLE MOTORS LOW VOLTAGE CONNECTION ONLY



REFER TO THE PART WINDING STARTER INSTRUCTIONS FOR PROPER CONNECTION OF POWER LINES TO STARTER.

REFER TO THE CUTLER - HAMMER OR EQUIV. FOR PROPER SELECTION OF OVERLOAD HEATER COILS.

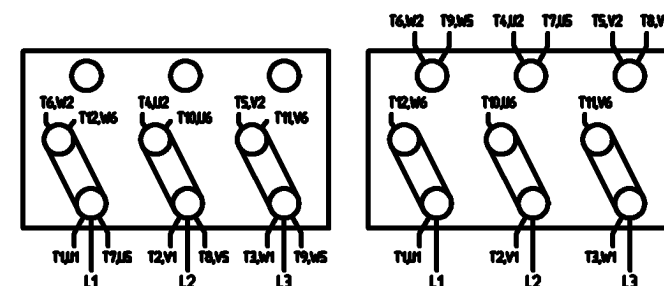
LINE LEADS



12 LEAD DELTA CONNECTION ACROSS THE LINE START (FOR Y START DELTA RUN, REMOVE THE JUMPERS)

LOW VOLTAGE
(MUST BE REWIRED AS SHOWN)

HIGH VOLTAGE
(FACTORY WIRED FOR HIGH VOLTAGE AS SHOWN)



				TOLERANCES UNLESS SPECIFIED		<div>LEESON</div> <div>ELECTRIC MOTORS GEARMOTORS AND DRIVES</div>	DRAWN C/W 08/28/02	
				DEC.	INCHES		CHK	
				X	± .1		APPO	
				XX	± .01		SCALE	1:1
				XXX	± .005		REF	
				XXXX	± .0005	MAT'L	FMF	
NO.	REVISION	BY & DATE	CHK	ANG	± 1/2°	FINISH	PREV	
THIS DRAWING IN DESIGN AND DETAIL IS OUR PROPERTY AND MUST NOT BE USED EXCEPT IN CONNECTION WITH OUR WORK. ALL RIGHTS OF DESIGN AND INVENTION ARE RESERVED. THIS IS AN ELECTRONICALLY GENERATED DOCUMENT - DO NOT SCALE THIS PRINT.				REP		CAD FILE	00417203	SIZE
				DST				A
								DRAWING NO.
								004172-03
								REV.

ERROR: syntaxerror
OFFENDING COMMAND: --nostringval--

STACK:

/CB
-dictionary-
/Pscript_WinNT_Compat
-dictionary-

EC Declaration of Conformity

The undersigned representing
the manufacturer:

Regal Beloit America
100 East Randolph St.
Wausau, WI 54401

and the authorized representative
established within the Community:

Marathon Electric UK
6F Thistleton Road Ind. Estate
Market Overton
Oakham, Rutland LE15 7PP UK

are committed to providing customers with products that comply with applicable regulations and international protocols to which they are subject, including the requirements of the European Parliament Directive on the Harmonization of the laws relating to electrical equipment designed for use within certain voltage limits (2014/35/EU).

Regal Beloit America declares that the following product(s), to which this declaration relates, are in conformity with the relevant sections of the EC standards listed below.

This statement supersedes any statements previously issued pertaining to the product(s) listed below and is subject to change without notice.

Model No : 170003.00

(Model No. may contain prefix and/or suffix characters)

Catalog No : 170003.00

Rework No : N/A

Directives :

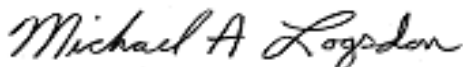
Low Voltage Directive 2014/35/EU

Harmonized Standards Used :

EN 60034-1: 2010 (IEC 60034-1: 2010)

EN 60034-5: 2001/A1:2007 (IEC 60034-5: 2000/A1:2006)

Authorized Representative:



Michael A. Logsdon
Vice President, Technology

Authorized Representative in the Community:



Julian Clark
Marketing Engineer

Created on 05/25/2023

CE 23