

# PRODUCT INFORMATION PACKET

**marathon®**  
Motors

Model No: 143THTBD5326

Catalog No: Y536A

Black Max® Inverter Duty Speed Ratio Motor, 1 HP, 3 Ph, 60 Hz, 230/460 V, 1800 RPM, 143TC Frame,  
TENV



Regal and Marathon are trademarks of Regal Rexnord Corporation or one of its affiliated companies.  
©2023 Regal Rexnord Corporation, All Rights Reserved. MC017097E

**RegalRexnord**

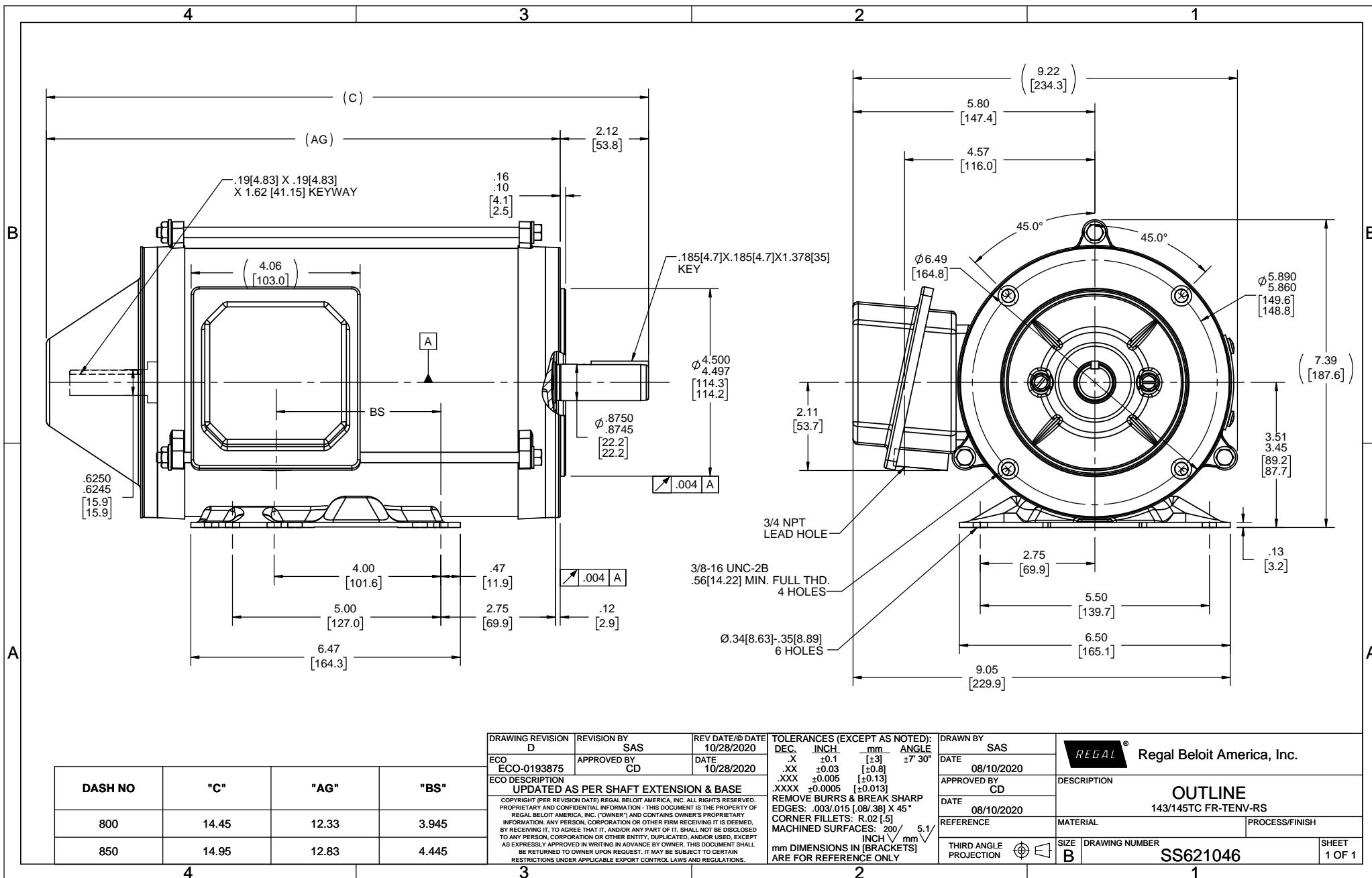
### Nameplate Specifications

Output HP	1 Hp	Output KW	0.75 kW
Frequency	60 Hz	Voltage	230/460 V
Current	3.0/1.5 A	Speed	1750 rpm
Service Factor	1	Phase	3
Efficiency	84 %	Power Factor	73
Duty	Continuous	Insulation Class	F
Design Code	INV	KVA Code	M
Frame	143TC	Enclosure	Totally Enclosed Non Ventilated
Thermal Protection	Thermostat	Ambient Temperature	40 °C
Drive End Bearing Size	6205	Opp Drive End Bearing Size	6205
UL	Recognized	CSA	Y
CE	Y	IP Code	43
Number of Speeds	1		

### Technical Specifications

Electrical Type	Squirrel Cage Inverter Duty	Starting Method	Inverter Only
Poles	4	Rotation	Reversible
Resistance Main	17.7 Ohms	Mounting	Bolt-on Base
Motor Orientation	Horizontal	Drive End Bearing	Ball
Opp Drive End Bearing	Ball	Frame Material	Rolled Steel
Shaft Type	T	Shaft Diameter	0.875 in
Assembly/Box Mounting	F1/F2 CAPABLE	Inverter Load	CONSTANT 2000:1
Connection Drawing	EE7308T	Outline Drawing	SS621046-800

This is an uncontrolled document once printed or downloaded and is subject to change without notice. Date Created:01/30/2023



## HIGH VOLTAGE



NOTE FOR FACTORY USE ONLY:  
 TO SURGE TEST FOR COMMON CONNECT:  
 HIGH VOLT: CONNECT P1 TO T1  
 THEN P2 TO L1  
 LOW VOLT: CONNECT P1 TO T1 & T7,  
 THEN P2 TO L1

## LOW VOLTAGE

THREE PHASE  
DUAL VOLTAGE MOTOR

## VIEW OF TERMINAL END

NOTE: LEAD'S COLOR CAN BE YELLOW OR WHITE FOR MT2 PLANT

DRAWING REVISION T	REVISION BY ZR	DATE 01-14-2019
ECO ECO-0159915	APPROVED BY DR	DATE 01-15-2019

ECO DESCRIPTION  
ADDED TERMINAL CONNECTION DIAGRAM

COPYRIGHT REGAL BELOIT AMERICA, INC. ALL RIGHTS RESERVED.  
 PROPRIETARY AND CONFIDENTIAL INFORMATION - THIS DOCUMENT IS THE PROPERTY OF  
 REGAL BELOIT AMERICA, INC. ("OWNER") AND CONTAINS OWNER'S PROPRIETARY  
 INFORMATION. ANY PERSON, CORPORATION OR OTHER FIRM RECEIVING IT IS DEEMED,  
 BY RECEIVING IT, TO AGREE THAT IT, AND/OR ANY PART OF IT, SHALL NOT BE DISCLOSED  
 TO ANY PERSON, CORPORATION OR OTHER ENTITY, DUPLICATED, AND/OR USED, EXCEPT  
 AS EXPRESSLY APPROVED IN WRITING IN ADVANCE BY OWNER. THIS DOCUMENT SHALL  
 BE RETURNED TO OWNER UPON REQUEST. IT MAY BE SUBJECT TO CERTAIN  
 RESTRICTIONS UNDER APPLICABLE EXPORT CONTROL LAWS AND REGULATIONS.

DRAWN BY SMC
DATE 05-13-1992
APPROVED BY TB
DATE 05-13-1992
REFERENCE EE7308/EE7300

THIRD ANGLE  
PROJECTION

Regal Beloit America, Inc.

## DESCRIPTION

CONN DIAGRAM-INTERNAL  
3 PHASE - DUAL VOLTAGE MOTOR

MATERIAL

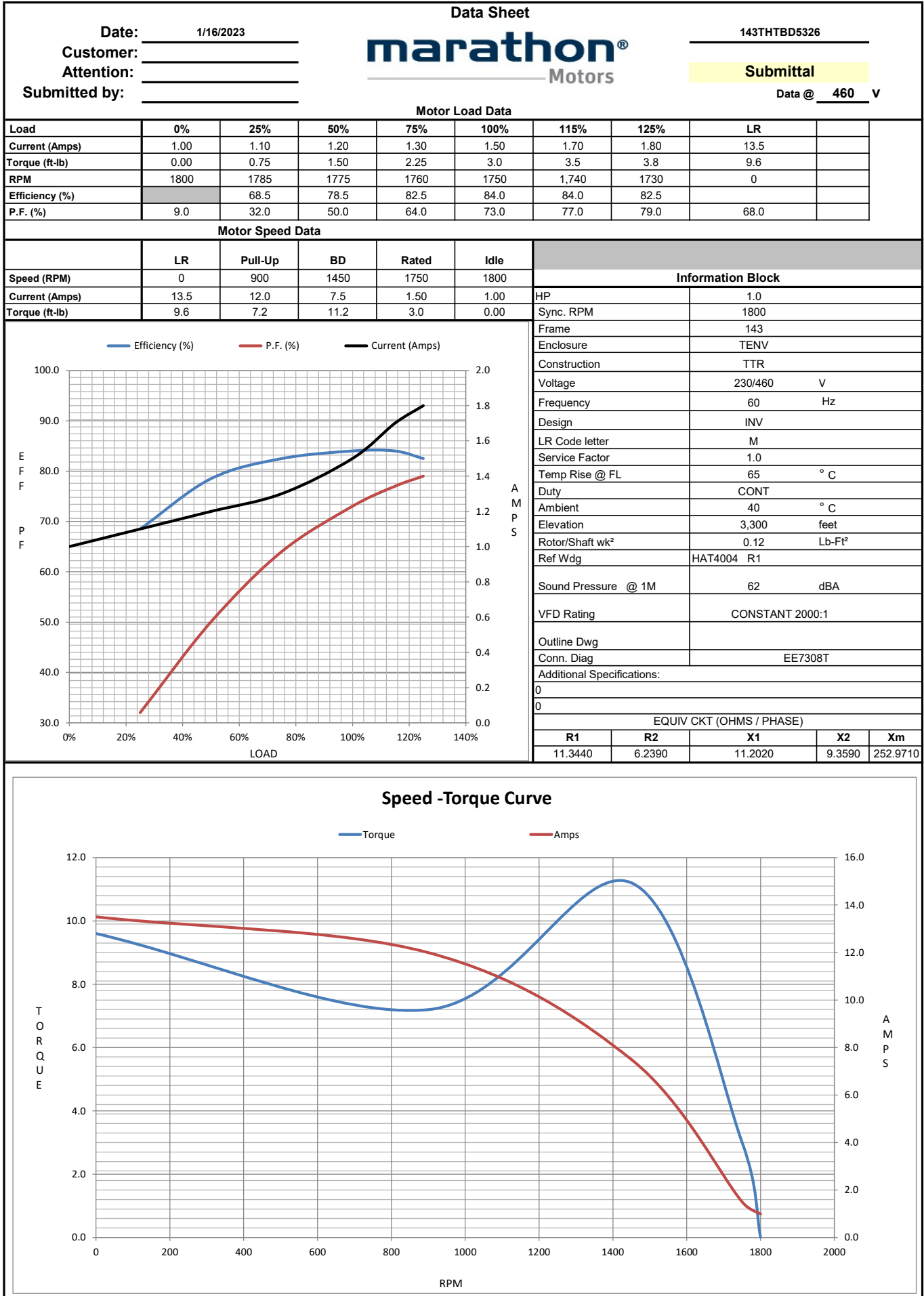
PROCESS/FINISH

SIZE  
A

DRAWING NUMBER

EE7308T

SHEET  
1 OF 1



## EC Declaration of Conformity

The undersigned representing  
the manufacturer:

Regal Beloit America  
100 East Randolph St.  
Wausau, WI 54401

and the authorized representative  
established within the Community:

Marathon Electric UK  
6F Thistleton Road Ind. Estate  
Market Overton  
Oakham, Rutland LE15 7PP UK

are committed to providing customers with products that comply with applicable regulations and international protocols to which they are subject, including the requirements of the European Parliament Directive on the Harmonization of the laws relating to electrical equipment designed for use within certain voltage limits (2014/35/EU).

Regal Beloit America declares that the following product(s), to which this declaration relates, are in conformity with the relevant sections of the EC standards listed below.

This statement supersedes any statements previously issued pertaining to the product(s) listed below and is subject to change without notice.

Model No : 143THTBD5326

(Model No. may contain prefix and/or suffix characters)

Catalog No : Y536A

Rework No : N/A

Directives :

Low Voltage Directive 2014/35/EU

Harmonized Standards Used :

EN 60034-1: 2010 (IEC 60034-1: 2010)


EN 60034-5: 2001/A1:2007 (IEC 60034-5: 2000/A1:2006)

Authorized Representative:



Michael A. Logsdon  
Vice President, Technology

Authorized Representative in the Community:



Julian Clark  
Marketing Engineer

Created on 09/01/2022

**CE 22**