

PRODUCT INFORMATION PACKET



Model No: 141393.00
Catalog No: 141393.00
Crop Dryer Motor, 10 HP, 1 Ph, 60 Hz, 230 V, 1800 RPM, 215TZ Frame, TEFC



Regal and Leeson are trademarks of Regal Rexnord Corporation or one of its affiliated companies.
©2022 Regal Rexnord Corporation, All Rights Reserved. MC017097E





Nameplate Specifications

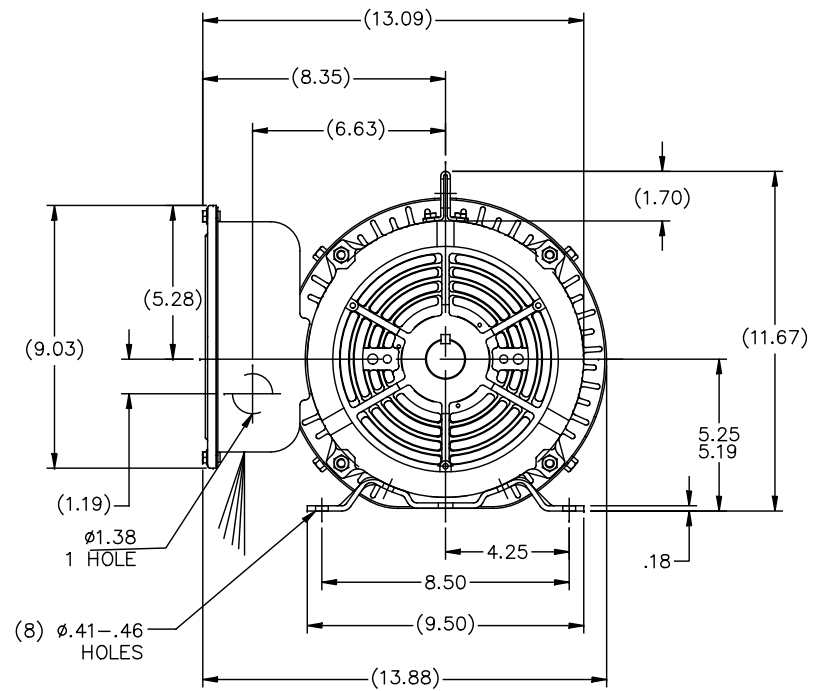
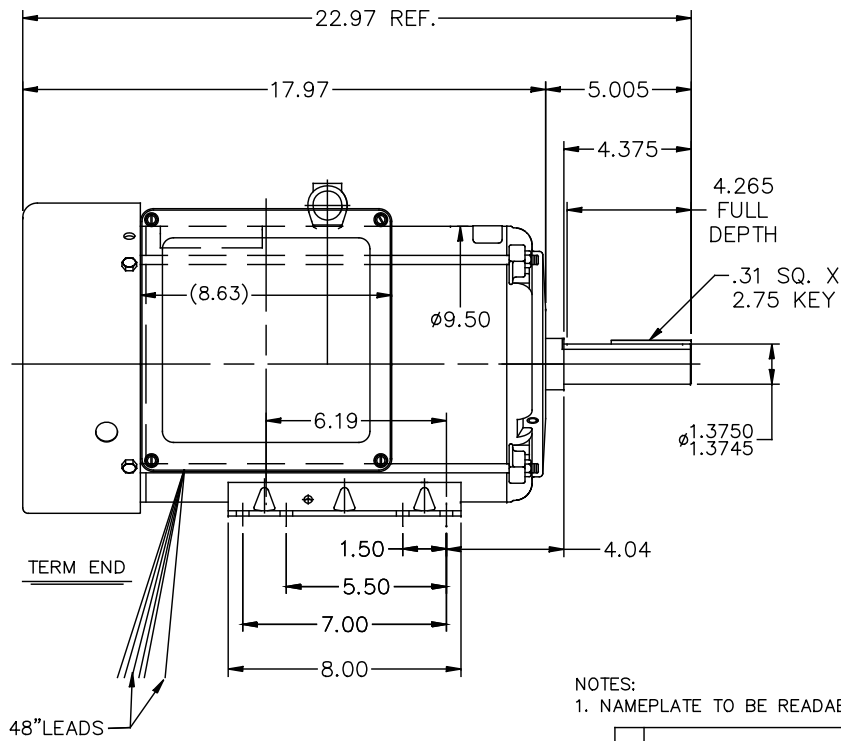
Output HP	10 Hp	Output KW	7.5 kW
Frequency	60 Hz	Voltage	230 V
Current	40.0 A	Speed	1735 rpm
Service Factor	1	Phase	1
Efficiency	84 %	Power Factor	95
Duty	Continuous	Insulation Class	F
Design Code	NO DESIGN CODE	KVA Code	H
Frame	215TZ	Enclosure	Totally Enclosed Fan Cooled
Thermal Protection	No Protection	Ambient Temperature	40 °C
Drive End Bearing Size	6309	Opp Drive End Bearing Size	6206
UL	Recognized	CSA	Y
CE	N	IP Code	43
Number of Speeds	1		

Technical Specifications

Electrical Type	Capacitor Start Capacitor Run	Starting Method	Across The Line
Poles	4	Rotation	Selective Counterclockwise
Resistance Main	0 Ohms	Mounting	Rigid Base
Motor Orientation	Horizontal	Drive End Bearing	Ball
Opp Drive End Bearing	Ball	Frame Material	Rolled Steel
Shaft Type	Single Special Extension	Overall Length	22.97 in
Frame Length	12.40 in	Shaft Diameter	1.375 in
Shaft Extension	5.005 in	Assembly/Box Mounting	F1 ONLY
Outline Drawing	SS89918-1240	Connection Drawing	EE9048LX-LE

This is an uncontrolled document once printed or downloaded and is subject to change without notice. Date Created:11/29/2022

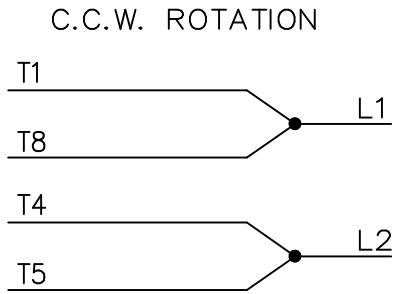
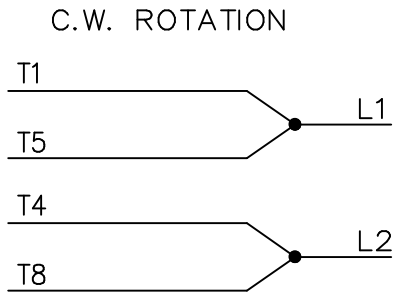
SS89918



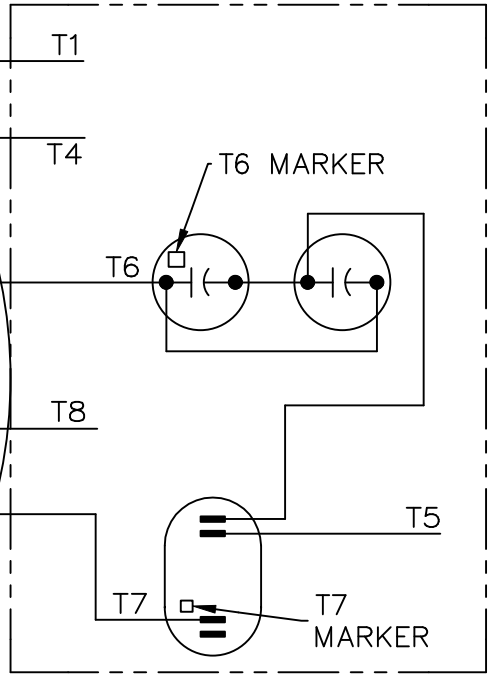
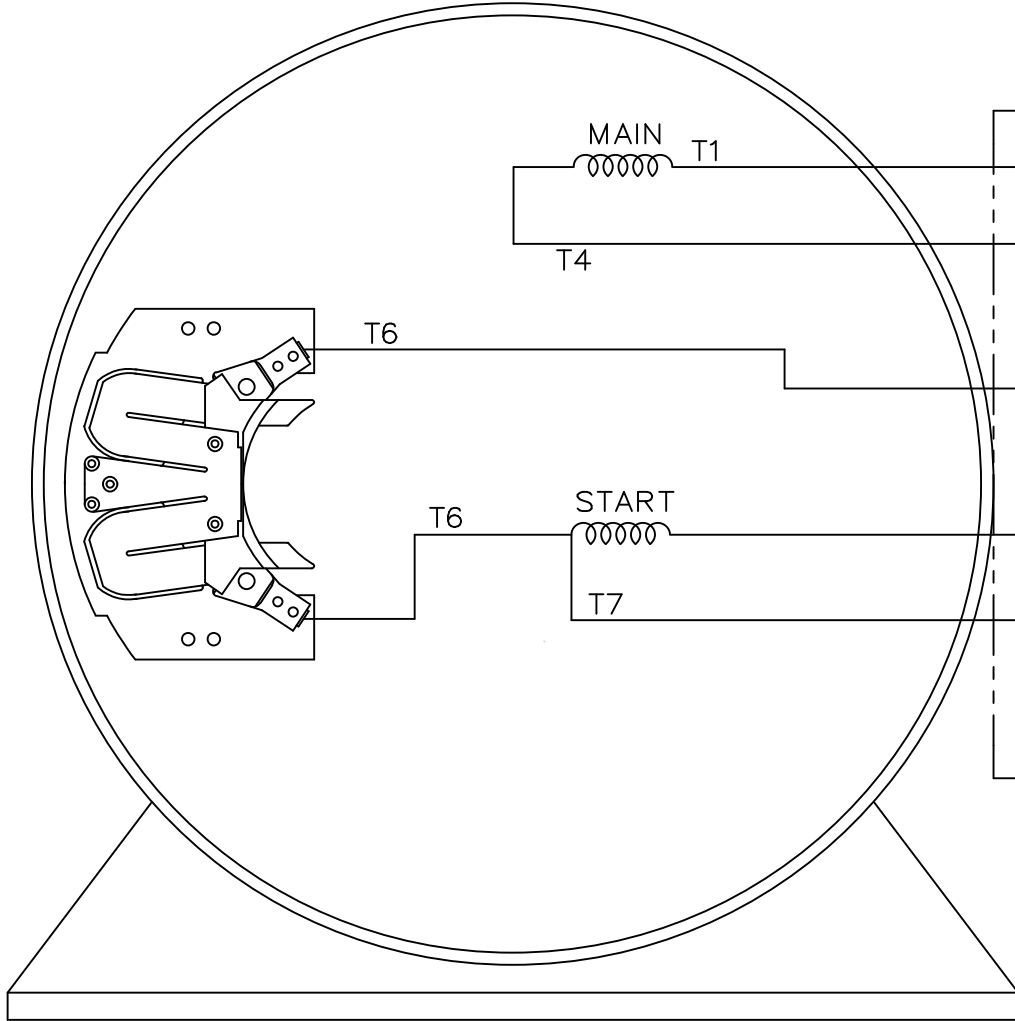
NOTES:
1. NAMEPLATE TO BE READABLE FROM C'BOX SIDE.

		TOLERANCES UNLESS SPECIFIED			ELECTRIC MOTORS GEARMOTORS AND DRIVES	DRAWN	SR 08/03/2011
		DEC.	INCHES			CHK	SR 08/03/2011
		.X	±.1			APPD	
		.XX	±.03			SCALE	1=4
02	48" LEAD ADDED IN DRAWING	SR	12/09/16	SR	.XXX ±.005	TITLE	OUTLINE
01	USABLE SHAFT LENGTH CHANGED FROM 4.11" TO 4.375"	SR	11/29/2011	SR	.XXXX ±.0005	MAT'L	215 FRAME - TEFC- 1 PHASE
NO.	REVISION	BY & DATE		CHK	ANG ±1/2"	FINISH	REF OLSPR110134
THIS DRAWING IN DESIGN AND DETAIL IS OUR PROPERTY AND MUST NOT BE USED EXCEPT IN CONNECTION WITH OUR WORK ALL RIGHTS OF DESIGN AND INVENTION ARE RESERVED THIS IS AN ELECTRONICALLY GENERATED DOCUMENT - DO NOT SCALE THIS PRINT				RFP		CAD FILE	SS89918
				DIST		SIZE	DRAWING NO.
						B	SS89918
							REV.
							02

SINGLE VOLTAGE – CAPACITOR START – CAPACITOR RUN
REVERSIBLE



CONNECT:
START CAPACITORS
IN PARALLEL.



VIEW OF TERMINAL END

			TOLERANCES UNLESS SPECIFIED		ELECTRIC MOTORS GEARMOTORS AND DRIVES	DRAWN KVN 10/23/2009
			DEC.	INCHES		CHK
			.X	± -		APPD
			.XX	± -		SCALE
			.XXX	± -		REF EE9048LX
			.XXXX	± -	MAT'L.	FMF
NO.	REVISION	BY & DATE	CHK	ANG	FINISH	PREV
THIS DRAWING IN DESIGN AND DETAIL IS OUR PROPERTY AND MUST NOT BE USED EXCEPT IN CONNECTION WITH OUR WORK ALL RIGHTS OF DESIGN AND INVENTION ARE RESERVED THIS IS AN ELECTRONICALLY GENERATED DOCUMENT - DO NOT SCALE THIS PRINT			RFP	CAD FILE EE9048LX-LE		SIZE A
			DIST			DRAWING NO. EE9048LX-LE
						REV.