

PRODUCT INFORMATION PACKET



Model No: 140828.00

Catalog No: 140828.00

Premium Duck™ General Purpose Motor, 10 & 7.50 HP, 3 Ph, 60 & 50 Hz, 230/460 & 190/380 V,
1800 & 1500 RPM, 215TC Frame, TEFC



Regal and Leeson are trademarks of Regal Rexnord Corporation or one of its affiliated companies.

©2023 Regal Rexnord Corporation, All Rights Reserved. MC017097E





Nameplate Specifications

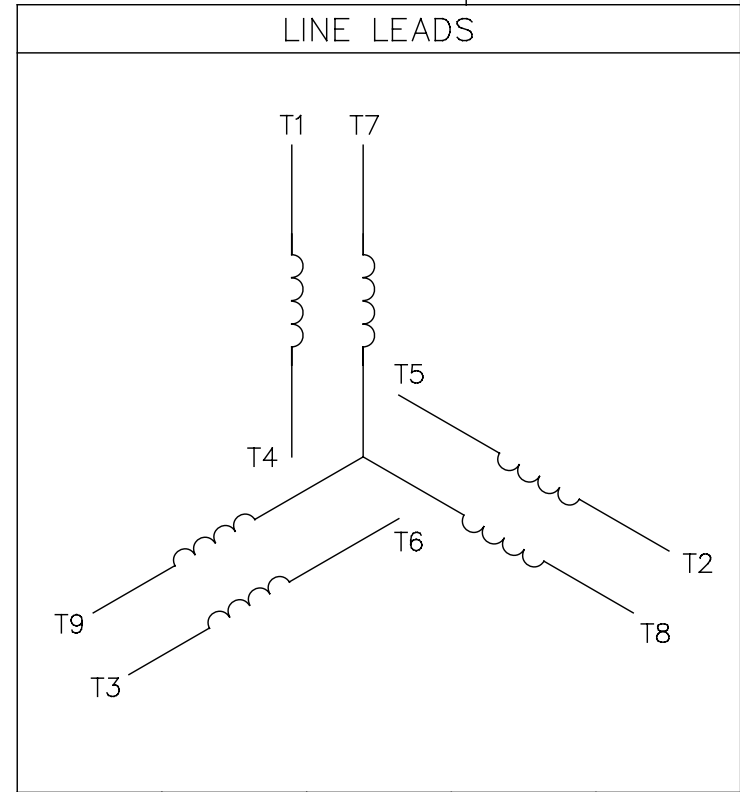
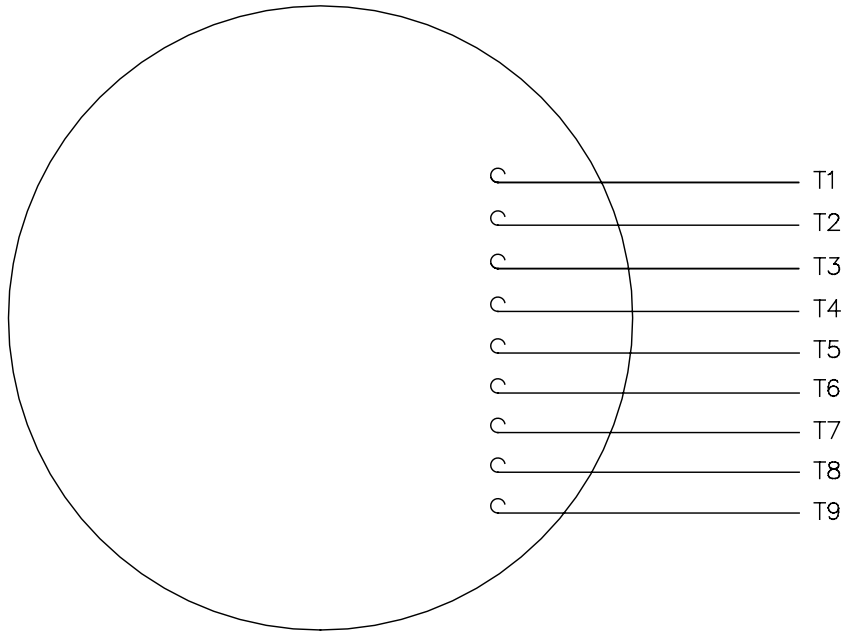
Phase	3	Output HP	10 & 7.50 Hp
Output KW	7.5 & 5.6 kW	Voltage	230/460 & 190/380 V
Speed	1765 & 1460 rpm	Service Factor	1.15 & 1.15
Frame	215TC	Enclosure	Totally Enclosed Fan Cooled
Thermal Protection	No Protection	Efficiency	91.7 & 91.7 %
Ambient Temperature	40 °C	Frequency	60 & 50 Hz
Current	26.8/13.4 & 31.2/15.6 A	Power Factor	77
Duty	Continuous	Insulation Class	F
Design Code	B	KVA Code	H
Drive End Bearing Size	6209	Opp Drive End Bearing Size	6207
UL	Recognized	CSA	Y
CE	Y	IP Code	56
Number of Speeds	1		

Technical Specifications

Electrical Type	Squirrel Cage Inverter Rated	Starting Method	Line Or Inverter
Poles	4	Rotation	Reversible
Resistance Main	.755 Ohms	Mounting	Rigid Base
Motor Orientation	Horizontal	Drive End Bearing	Ball
Opp Drive End Bearing	Ball	Frame Material	Stainless Steel
Shaft Type	T	Overall Length	18.69 in
Frame Length	12.00 in	Shaft Diameter	1.375 in
Shaft Extension	3.38 in	Assembly/Box Mounting	F1 ONLY
Inverter Load	VARIABLE 10:1		
Outline Drawing	037616	Connection Drawing	005010.01

005010-01

VIEW FROM OUTSIDE OF MOTOR AT SWITCH END.



VOLTAGE	L1	L2	L3	JOIN & INSULATE
HIGH	T1	T2	T3	(T4,T7) (T5,T8) (T6,T9)
LOW	T1,T7	T2,T8	T3,T9	T4,T5,T6

				TOLERANCES UNLESS SPECIFIED		REGAL ™ Regal Beloit America, Inc.		DRAWN RDW 04/12/02		
				DEC.	INCHES			CHK		
				.X	±.1			APPD		
				.XX	±.01			SCALE 1=1		
				.XXX	±.005	TITLE		REF FIG.2-51		
A	UPDATED TO REGAL LOGO		SAJ 06/26/15	AJY .XXXX	±.0005	MAT'L.		FMF		
NO.	REVISION		BY & DATE	CHK	ANG ±1/2"	FINISH		PREV		
THIS DRAWING IN DESIGN AND DETAIL IS OUR PROPERTY AND MUST NOT BE USED EXCEPT IN CONNECTION WITH OUR WORK ALL RIGHTS OF DESIGN AND INVENTION ARE RESERVED THIS IS AN ELECTRONICALLY GENERATED DOCUMENT - DO NOT SCALE THIS PRINT				RFP	04/12/02	CAD FILE		SIZE	DRAWING NO.	REV.
				DIST BRF-NLV		00501001		A	005010-01	A



CERTIFICATION DATA SHEET

1051 CHEYENNE AVE.
GRAFTON, WI 53024
PH. 262-377-8810

CATALOG #: 140828.00

CONN. DIAGRAM: 005010.01

OUTLINE: 037616

MOUNTING: F1 ONLY

WINDING #: T9497 FR 3 A

TYPICAL MOTOR PERFORMANCE DATA

HP	kW	SYNC. RPM	F.L. RPM	FRAME	ENCLOSURE	KVA CODE	DESIGN
10&7 1/2	7.50&5.60	1800	1765&1460	215TC	TEFC	H	B

PH	Hz	VOLTS	AMPS	START TYPE	DUTY	INSL	S.F.	AMB°C
3	60/50	230/460&190/380	26.8/13.4&31.2/15.6	LINE OR INVERTER	CONTINUOUS	F4	1.15/1.15	40

FULL LOAD EFF:	91.7&91.7	3/4 LOAD EFF:	91.7	1/2 LOAD EFF:	90.6	GTD. EFF		ELEC. TYPE	
FULL LOAD PF:	77&79	3/4 LOAD PF:	71.7	1/2 LOAD PF:	60.1	0		SQ CAGE INV RATED	

F.L. TORQUE	LOCKED ROTOR AMPS	L,R. TORQUE	B,D. TORQUE	F.L. RISE°C
29.75 LB-FT	158 / 79	55.2 LB-FT 186 %	90 LB-FT 303 %	0

SOUND PRESSURE @ 3 FT.	SOUND POWER	ROTOR WK^2	MAX. WK^2	SAFE STALL TIME	STARTS / HOUR	APPROX. MOTOR WGT
0 dBA	10 dBA	1.16 LB-FT^2	1.2 LB-FT^2	0 SEC.	0	0 LBS.

*** SUPPLEMENTAL INFORMATION ***

DE BRACKET TYPE	ODE BRACKET TYPE	MOUNT TYPE	ORIENTATION	SEVERE DUTY	HAZARDOUS LOCATION	DRIP COVER	SCREENS	PAINT
C-FACE	STANDARD	RIGID	HORIZONTAL	FALSE	NONE	FALSE	NONE	NO PAINT

BEARINGS		GREASE	SHAFT TYPE	SPECIAL DE	SPECIAL ODE	SHAFT MATERIAL	FRAME MATERIAL
DE	ODE						
BALL	BALL	POLYREX EM	T	NONE	NONE	303 STAINLESS (C-501)	STAINLESS STEEL
6209	6207						

THERMO-PROTECTORS				THERMISTORS	CONTROL	SPACE HEATERS
THERMOSTATS	PROTECTORS	WDG RTDs	BRG RTDs			
NONE	NOT	NONE	NONE	NONE	FALSE	NONE VOLTS

*
N
O
T
E
S

INVERTER TORQUE: VARIABLE 10:1
INV. HP SPEED RANGE: NONE
ENCODER: NONE
NONE NONE
NONE NONE PPR
BRAKE: NONE NONE
NONE P/N NONE
NONE NONE
NONE FT-LB NONE V NONE Hz

Data Sheet

Date: 1/22/2018

140828.00



Data @ **460 V**

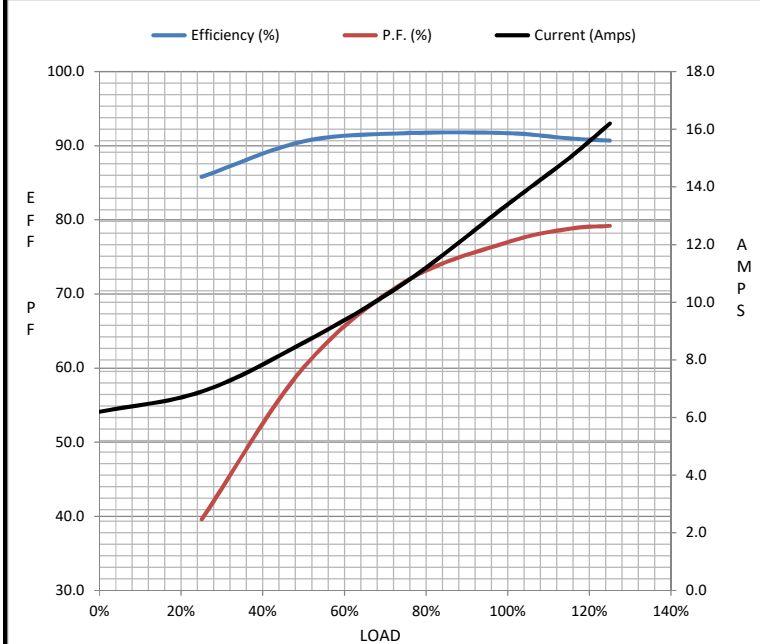
Motor Load Data

Load	0%	25%	50%	75%	100%	115%	125%	LR
Current (Amps)	6.2	6.9	8.6	10.7	13.4	15.0	16.2	79.0
Torque (ft-lb)	0.00	7.4	17.4	22.2	29.8	34.2	37.4	55.2
RPM	1800	1793	1784	1774	1765	1758	1754	0
Efficiency (%)		85.8	90.6	91.7	91.7	91.0	90.7	
P.F. (%)	6.1	39.6	60.1	71.7	77.0	78.8	79.2	0.0

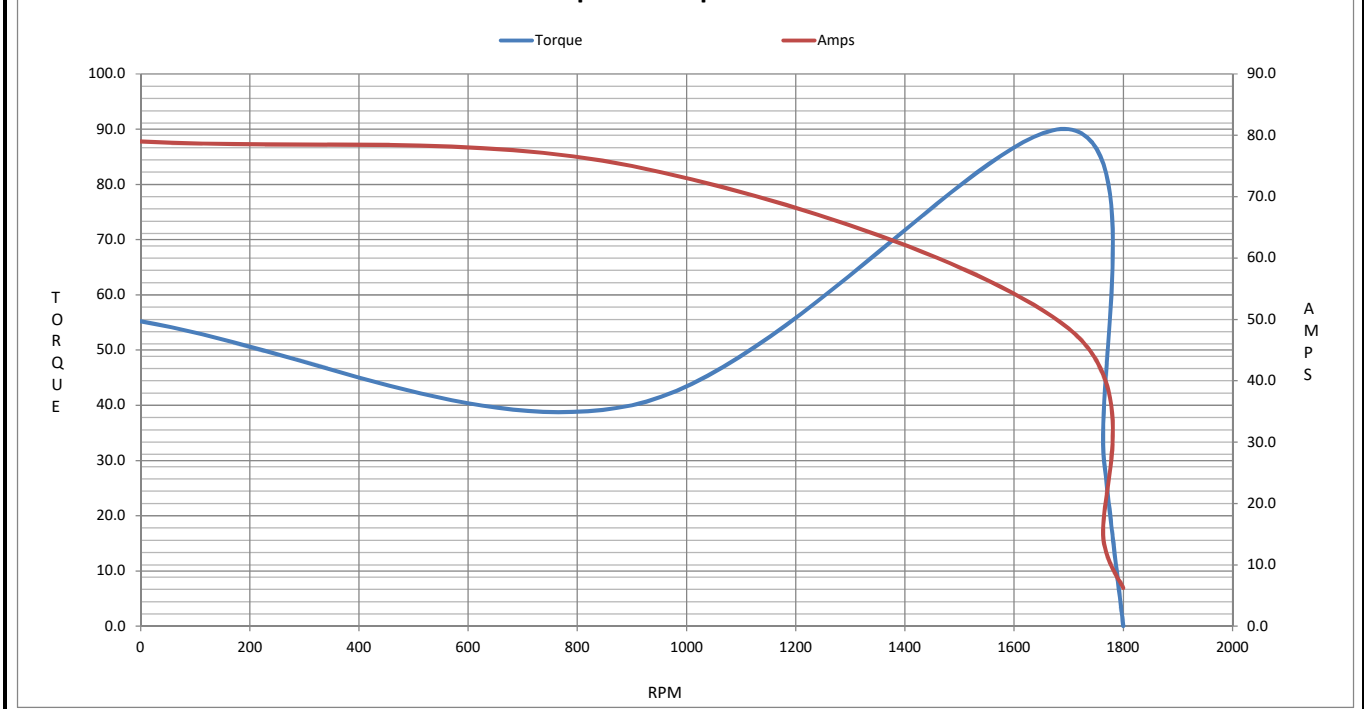
Motor Speed Data

	LR	Pull-Up	BD	Rated	Idle
Speed (RPM)	0	900	1700	1765	1800
Current (Amps)	79.0	75.0	48.5	13.4	6.2
Torque (ft-lb)	55.2	40.0	90.0	29.8	0.00

Information Block				
HP	10.0			
Sync. RPM	1800			
Frame	210			
Enclosure	TEFC			
Construction	TFW			
Voltage	230/460#190/380 V			
Frequency	60 Hz			
Design	B			
LR Code letter	H			
Service Factor	1.15			
Temp Rise @ FL	55 °C			
Duty	CONT			
Ambient	40 °C			
Elevation	1,000 feet			
Rotor/Shaft wk ²	1.16 Lb-Ft ²			
Ref Wdg	T9497 FR			
Sound Pressure @ 1M	62 dBA			
VFD Rating	VARIABLE 10:1			
Outline Dwg	037616			
Conn. Diag	005010.01			
Additional Specifications:				
0				
0				
EQUIV CKT (OHMS / PHASE)				
R1	R2	X1	X2	Xm
0.0000	0.0000	0.0000	0.0000	0.0000



Speed - Torque Curve



EC Declaration of Conformity

The undersigned representing
the manufacturer:

Regal Beloit America
100 East Randolph St.
Wausau, WI 54401

and the authorized representative
established within the Community:

Marathon Electric UK
6F Thistleton Road Ind. Estate
Market Overton
Oakham, Rutland LE15 7PP UK

are committed to providing customers with products that comply with applicable regulations and international protocols to which they are subject, including the requirements of the European Parliament Directive on the Harmonization of the laws relating to electrical equipment designed for use within certain voltage limits (2014/35/EU).

Regal Beloit America declares that the following product(s), to which this declaration relates, are in conformity with the relevant sections of the EC standards listed below.

This statement supersedes any statements previously issued pertaining to the product(s) listed below and is subject to change without notice.

Model No : 140828.00

(Model No. may contain prefix and/or suffix characters)

Catalog No : 140828.00

Rework No : N/A

Directives :

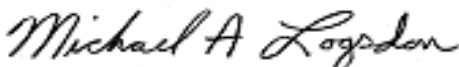
Low Voltage Directive 2014/35/EU

Harmonized Standards Used :

EN 60034-1: 2010 (IEC 60034-1: 2010)

EN 60034-5: 2001/A1:2007 (IEC 60034-5: 2000/A1:2006)

Authorized Representative:



Michael A. Logsdon
Vice President, Technology

Authorized Representative in the Community:



Julian Clark
Marketing Engineer

Created on 09/01/2022

CE 22