

# PRODUCT INFORMATION PACKET



Model No: 140820.00

Catalog No: 140820.00

White Duck™ General Purpose Motor, 10 & 10 HP, 3 Ph, 60 & 50 Hz, 230/460 & 190/380 V,  
1800 & 1500 RPM, 215T Frame, TEFC



Regal and Leeson are trademarks of Regal Rexnord Corporation or one of its affiliated companies.

©2023 Regal Rexnord Corporation, All Rights Reserved. MC017097E



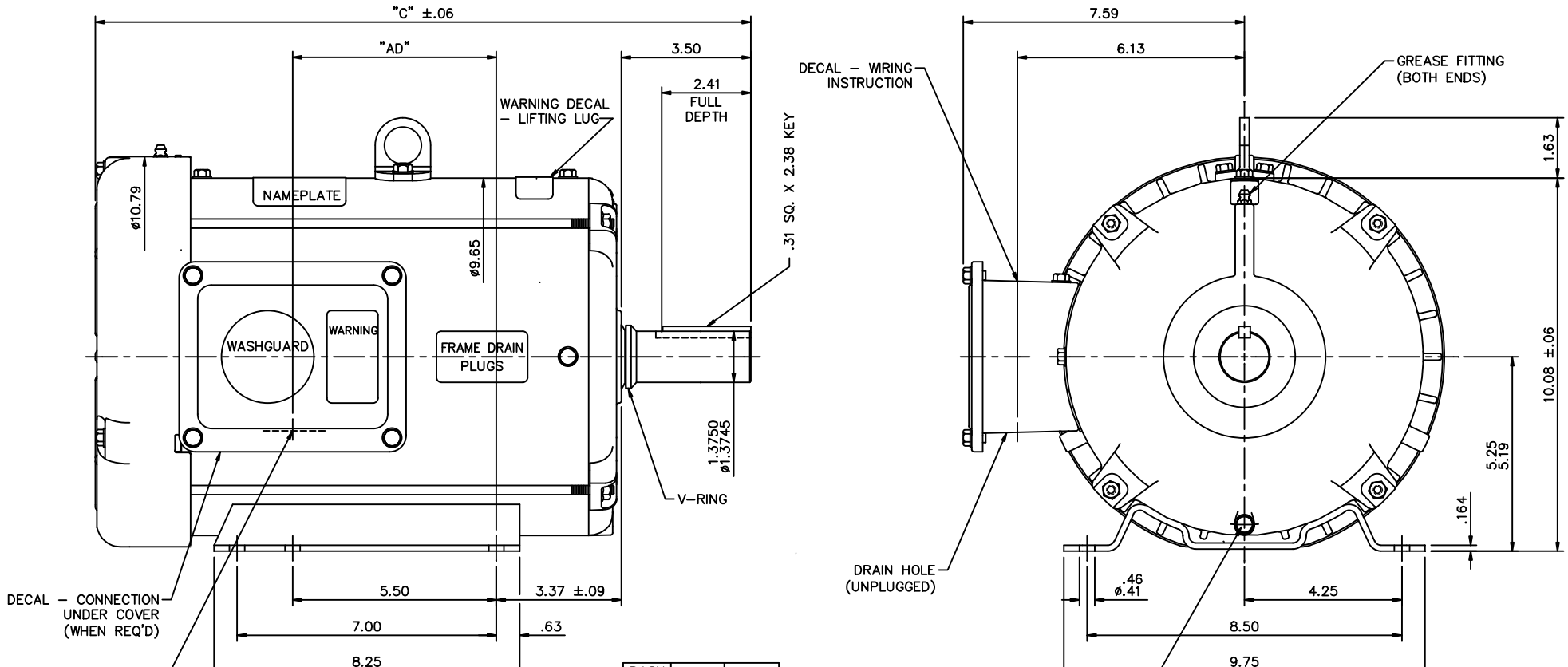


### Nameplate Specifications

Phase	<b>3</b>	Output HP	<b>10 &amp; 10 Hp</b>
Output KW	<b>7.5 &amp; 7.5 kW</b>	Voltage	<b>230/460 &amp; 190/380 V</b>
Speed	<b>1765 &amp; 1460 rpm</b>	Service Factor	<b>1.25 &amp; 1.25</b>
Frame	<b>215T</b>	Enclosure	<b>Totally Enclosed Fan Cooled</b>
Thermal Protection	<b>No Protection</b>	Efficiency	<b>91.7 &amp; 91.7 %</b>
Ambient Temperature	<b>40 °C</b>	Frequency	<b>60 &amp; 50 Hz</b>
Current	<b>26.8/13.4 &amp; 31.2/15.6 A</b>	Power Factor	<b>77</b>
Duty	<b>Continuous</b>	Insulation Class	<b>F</b>
Design Code	<b>B</b>	KVA Code	<b>H</b>
Drive End Bearing Size	<b>6209</b>	Opp Drive End Bearing Size	<b>6206</b>
UL	<b>Recognized</b>	CSA	<b>Y</b>
CE	<b>Y</b>	IP Code	<b>55</b>
Number of Speeds	<b>1</b>		

### Technical Specifications

Electrical Type	<b>Squirrel Cage Induction Run</b>	Starting Method	<b>Across The Line</b>
Poles	<b>4</b>	Rotation	<b>Reversible</b>
Resistance Main	<b>.755 Ohms</b>	Mounting	<b>Rigid Base</b>
Motor Orientation	<b>Horizontal</b>	Drive End Bearing	<b>Ball</b>
Opp Drive End Bearing	<b>Ball</b>	Frame Material	<b>Rolled Steel</b>
Shaft Type	<b>T</b>	Overall Length	<b>19.71 in</b>
Frame Length	<b>13.00 in</b>	Shaft Diameter	<b>1.375 in</b>
Shaft Extension	<b>3.38 in</b>	Assembly/Box Mounting	<b>F1 ONLY</b>
Outline Drawing	<b>037620-1300</b>	Connection Drawing	<b>005010.01</b>



DECAL - CONNECTION UNDER COVER (WHEN REQ'D)

(1) 3/4-14 NPT CONDUIT HOLE (PLUGGED)

DASH NO.	"C"	"AD"
1050	17.21	5.00
1100	17.71	5.50
1150	18.21	6.00
1200	18.71	6.50
1250	19.21	7.00
1300	19.71	7.50
1350	20.21	8.00
1400	20.71	8.50

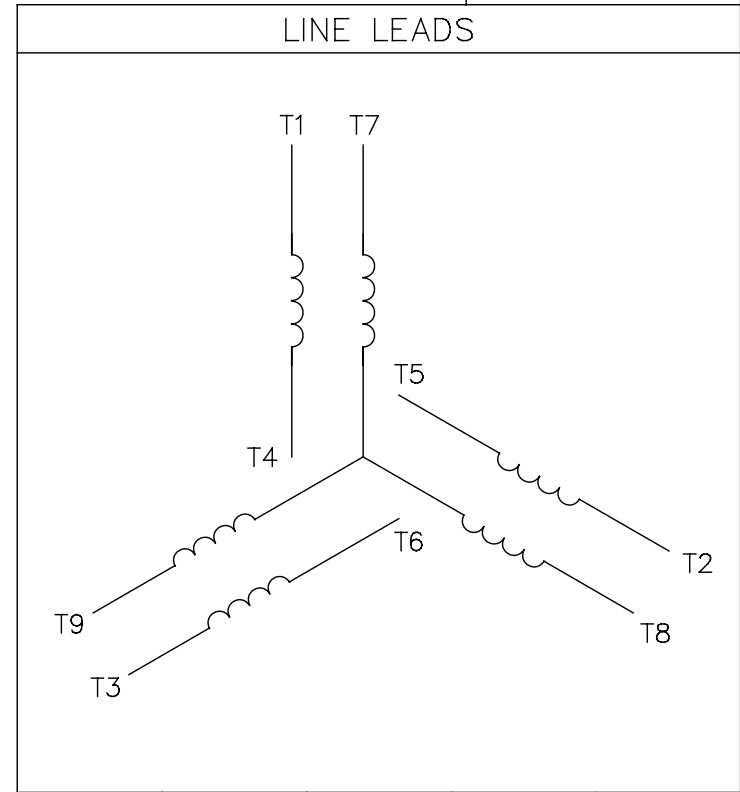
**WASHGUARD DUTY MOTOR**  
SPECIAL FEATURES:

- 1) BUNA-N GASKETS THROUGHOUT
- 2) SHAFT SEALS - BOTH ENDS OF MOTOR
- 3) V-RING AT SHAFT END OF MOTOR
- 4) STAINLESS STEEL SHAFT, NAMEPLATE & HARDWARE
- 5) FDA APPROVED EPOXY PAINT
- 6) PLUGGED DRAIN HOLES IN FRAME AT 3:00, 9:00 & 12:00
- 7) DRAIN HOLES IN CONDUIT BOX, PLUGGED IN TOP HOLE
- 8) DRAIN HOLES IN BOTH ENDBELLS AT 6:00

		TOLERANCES UNLESS SPECIFIED		LEESON ELECTRIC MOTORS GEARMOTORS AND DRIVES		DRAWN RDW 4/6/05	
		DEC.	INCHES			CHK	
02	UPDATED PER ISAAC 10-0580	LST	5/11/10	.X	±.1	APPD SW 4/6/05	
01	ADDED: WARNING DECAL - LIFTING LUG & WARNING DECAL - WITH/OUT PROTECTOR; REMOVED: DECAL - WIRING INSTRUCTION, NAMEPLATE -was- TV SCREEN STYLE(004142.01)	KVN	4/13/2010	.XX	±.03	SCALE 3=8	
				.XXX	±.005	REF	
				.XXXX	±.0005	FMF	
NO.	REVISION	BY & DATE	CHK	ANG	±1/2"	FINISH	PREV
THIS DRAWING IN DESIGN AND DETAIL IS OUR PROPERTY AND MUST NOT BE USED EXCEPT IN CONNECTION WITH OUR WORK ALL RIGHTS OF DESIGN AND INVENTION ARE RESERVED THIS IS AN ELECTRONICALLY GENERATED DOCUMENT - DO NOT SCALE THIS PRINT							REV.
		RFP	4/6/05	CAD FILE	037620	SIZE B	DRAWING NO. 037620
						DIST	02

005010-01

VIEW FROM OUTSIDE OF MOTOR AT SWITCH END.



VOLTAGE	L1	L2	L3	JOIN & INSULATE
HIGH	T1	T2	T3	(T4,T7) (T5,T8) (T6,T9)
LOW	T1,T7	T2,T8	T3,T9	T4,T5,T6

				TOLERANCES UNLESS SPECIFIED		<b>Regal Beloit America, Inc.</b>		DRAWN RDW 04/12/02			
				DEC.	INCHES			CHK			
				.X	±.1			APPD			
				.XX	±.01			SCALE 1=1			
				.XXX	±.005	TITLE		REF FIG.2-51			
A	UPDATED TO REGAL LOGO	SAJ 06/26/15	AJY	.XXXX	±.0005	MAT'L.		FMF			
NO.	REVISION	BY & DATE	CHK	ANG	±1/2"	FINISH		PREV			
THIS DRAWING IN DESIGN AND DETAIL IS OUR PROPERTY AND MUST NOT BE USED EXCEPT IN CONNECTION WITH OUR WORK ALL RIGHTS OF DESIGN AND INVENTION ARE RESERVED THIS IS AN ELECTRONICALLY GENERATED DOCUMENT - DO NOT SCALE THIS PRINT				RFP	04/12/02	CAD FILE		00501001	SIZE	DRAWING NO.	REV.
				DIST	BRF-NLV			A	005010-01	A	

Data Sheet

Date: 1/31/2018

140820.00



Data @ 460 V

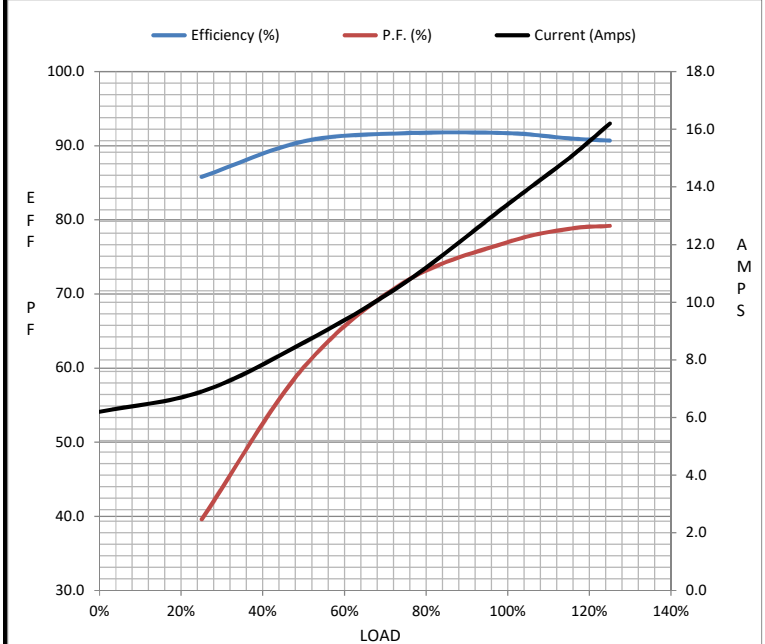
Motor Load Data

Load	0%	25%	50%	75%	100%	115%	125%	LR
Current (Amps)	6.2	6.9	8.6	10.7	13.4	15.0	16.2	79.0
Torque (ft-lb)	0.00	7.4	17.4	22.2	29.8	34.2	37.4	55.2
RPM	1800	1793	1784	1774	1765	1758	1754	0
Efficiency (%)		85.8	90.6	91.7	91.7	91.0	90.7	
P.F. (%)	6.1	39.6	60.1	71.7	77.0	78.8	79.2	0.0

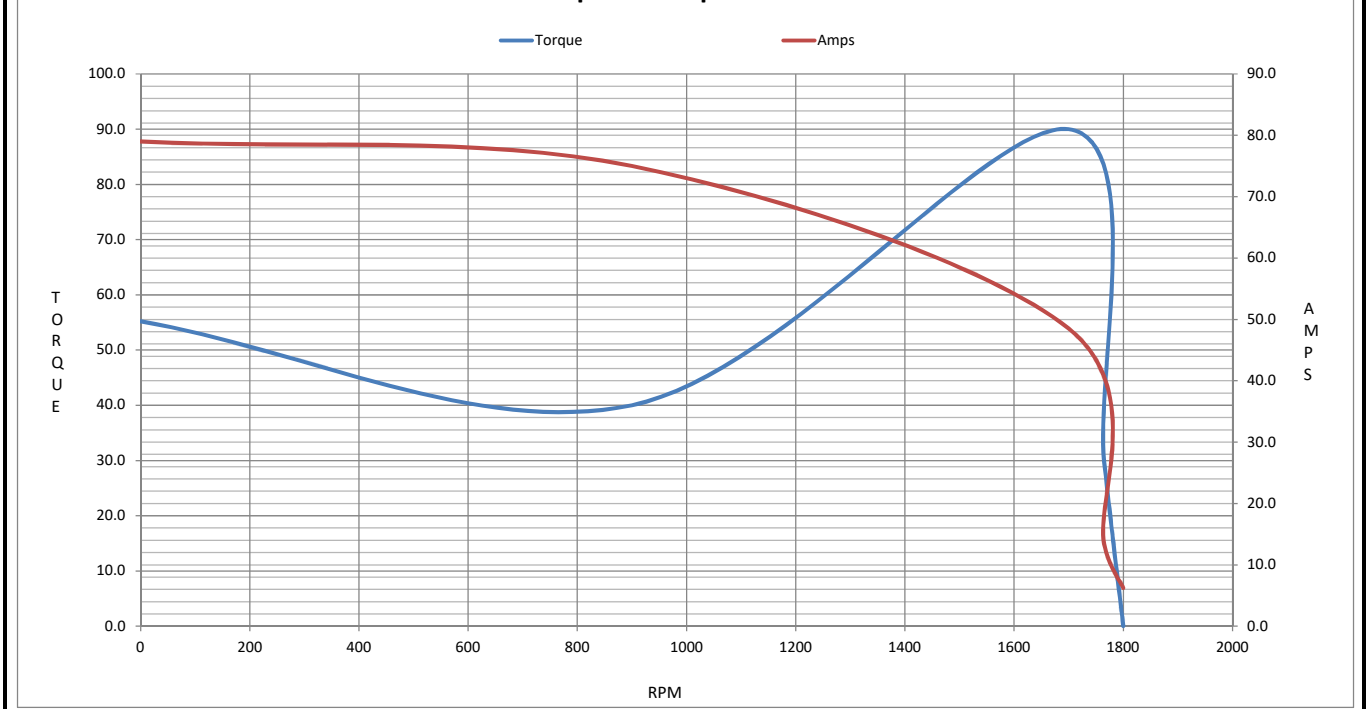
Motor Speed Data

	LR	Pull-Up	BD	Rated	Idle
Speed (RPM)	0	900	1700	1765	1800
Current (Amps)	79.0	75.0	48.5	13.4	6.2
Torque (ft-lb)	55.2	40.0	90.0	29.8	0.00

Information Block				
HP	10.0			
Sync. RPM	1800			
Frame	210			
Enclosure	TEFC			
Construction	TFW			
Voltage	230/460#190/380 V			
Frequency	60 Hz			
Design	B			
LR Code letter	H			
Service Factor	1.15			
Temp Rise @ FL	55 °C			
Duty	CONT			
Ambient	40 °C			
Elevation	1,000 feet			
Rotor/Shaft wk <sup>2</sup>	1.16 Lb-Ft <sup>2</sup>			
Ref Wdg	T9497 FR			
Sound Pressure @ 1M	62 dBA			
VFD Rating	NONE			
Outline Dwg	037620-1300			
Conn. Diag	005010.01			
Additional Specifications:				
0				
0				
EQUIV CKT (OHMS / PHASE)				
R1	R2	X1	X2	Xm
0.0000	0.0000	0.0000	0.0000	0.0000



Speed - Torque Curve



## EC Declaration of Conformity

The undersigned representing  
the manufacturer:

Regal Beloit America  
100 East Randolph St.  
Wausau, WI 54401

and the authorized representative  
established within the Community:

Marathon Electric UK  
6F Thistleton Road Ind. Estate  
Market Overton  
Oakham, Rutland LE15 7PP UK

are committed to providing customers with products that comply with applicable regulations and international protocols to which they are subject, including the requirements of the European Parliament Directive on the Harmonization of the laws relating to electrical equipment designed for use within certain voltage limits (2014/35/EU).

Regal Beloit America declares that the following product(s), to which this declaration relates, are in conformity with the relevant sections of the EC standards listed below.

This statement supersedes any statements previously issued pertaining to the product(s) listed below and is subject to change without notice.

Model No : 140820.00

(Model No. may contain prefix and/or suffix characters)

Catalog No : 140820.00

Rework No : N/A

Directives :

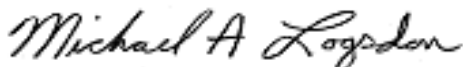
Low Voltage Directive 2014/35/EU

Harmonized Standards Used :

EN 60034-1: 2010 (IEC 60034-1: 2010)

EN 60034-5: 2001/A1:2007 (IEC 60034-5: 2000/A1:2006)

Authorized Representative:



Michael A. Logsdon  
Vice President, Technology

Authorized Representative in the Community:



Julian Clark  
Marketing Engineer

Created on 09/01/2022

**CE 22**