

PRODUCT INFORMATION PACKET



Model No: 140806.00
Catalog No: 140806.00
General Purpose Motor, 7.50 HP, 1 Ph, 60 Hz, 230 V, 1800 RPM, 215TC Frame, DP



Regal and Leeson are trademarks of Regal Rexnord Corporation or one of its affiliated companies.
©2022 Regal Rexnord Corporation, All Rights Reserved. MC017097E



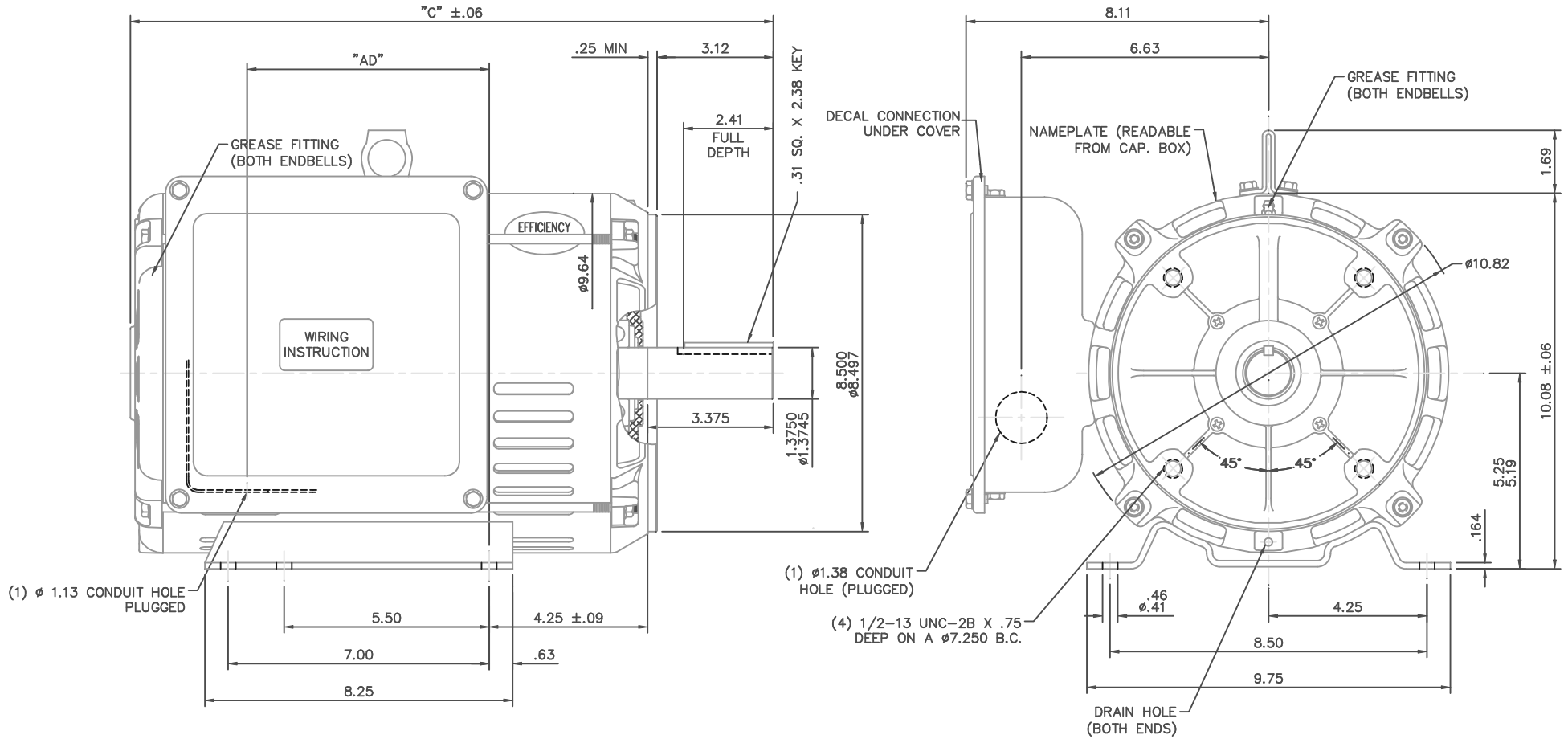


Nameplate Specifications

Output HP	7.50 Hp	Output KW	5.6 kW
Frequency	60 Hz	Voltage	230 V
Current	36.0 A	Speed	1740 rpm
Service Factor	1.15	Phase	1
Efficiency	81.5 %	Power Factor	83
Duty	Continuous	Insulation Class	F
Design Code	L	KVA Code	G
Frame	215TC	Enclosure	Drip Proof
Thermal Protection	No Protection	Ambient Temperature	40 °C
Drive End Bearing Size	6207	Opp Drive End Bearing Size	6206
UL	Recognized	CSA	Y
CE	N	IP Code	22
Number of Speeds	1		

Technical Specifications

Electrical Type	Capacitor Start Capacitor Run	Starting Method	Across The Line
Poles	4	Rotation	Selective Counterclockwise
Resistance Main	.22 Ohms	Mounting	Rigid Base
Motor Orientation	Horizontal	Drive End Bearing	Ball
Opp Drive End Bearing	Ball	Frame Material	Rolled Steel
Shaft Type	T	Overall Length	17.26 in
Frame Length	12.00 in	Shaft Diameter	1.375 in
Shaft Extension	3.38 in	Assembly/Box Mounting	F1 ONLY
Outline Drawing	037647-1200	Connection Drawing	005077.10

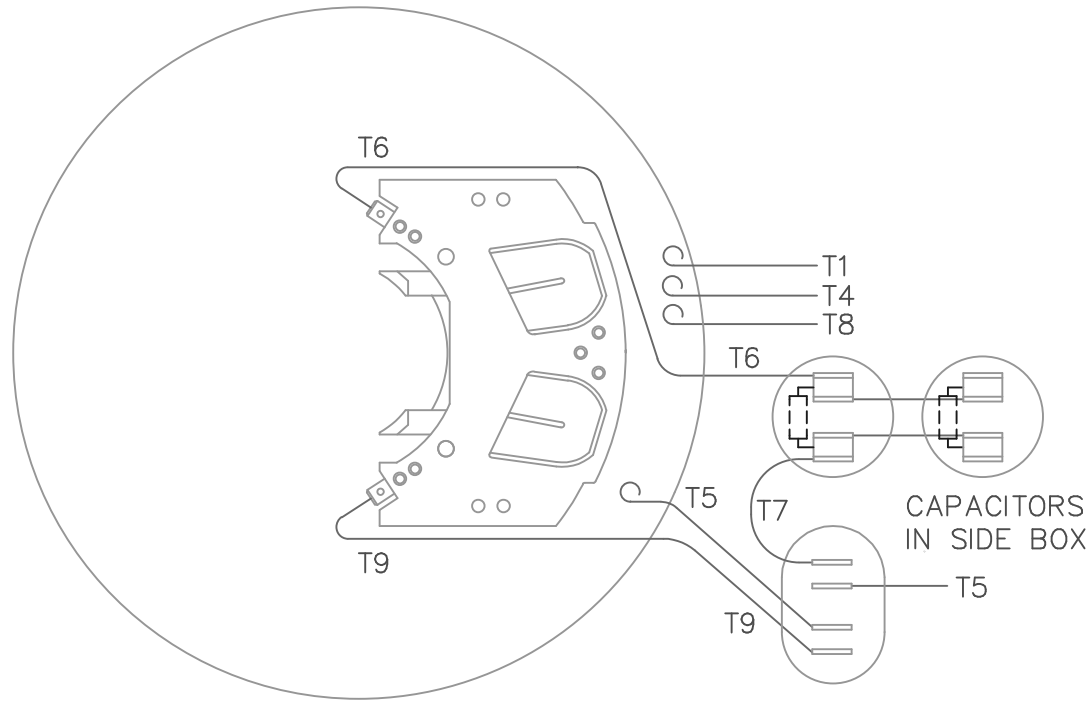


MAXIMUM FACE RUNOUT TO BE .004 T.I.R.
 MAXIMUM PILOT ECCENTRICITY TO BE .004 T.I.R.
 PERMISSIBLE SHAFT RUNOUT TO BE .002 T.I.R.
 ALIGN BASE TO C-FACE MOUNTING HOLES WITHIN ±1/16"

DASH NO.	"C"	"AD"
1000	15.26	4.25
1050	15.76	4.75
1100	16.26	5.25
1150	16.76	5.75
1200	17.26	6.25
1250	17.76	6.75
1300	18.26	7.25

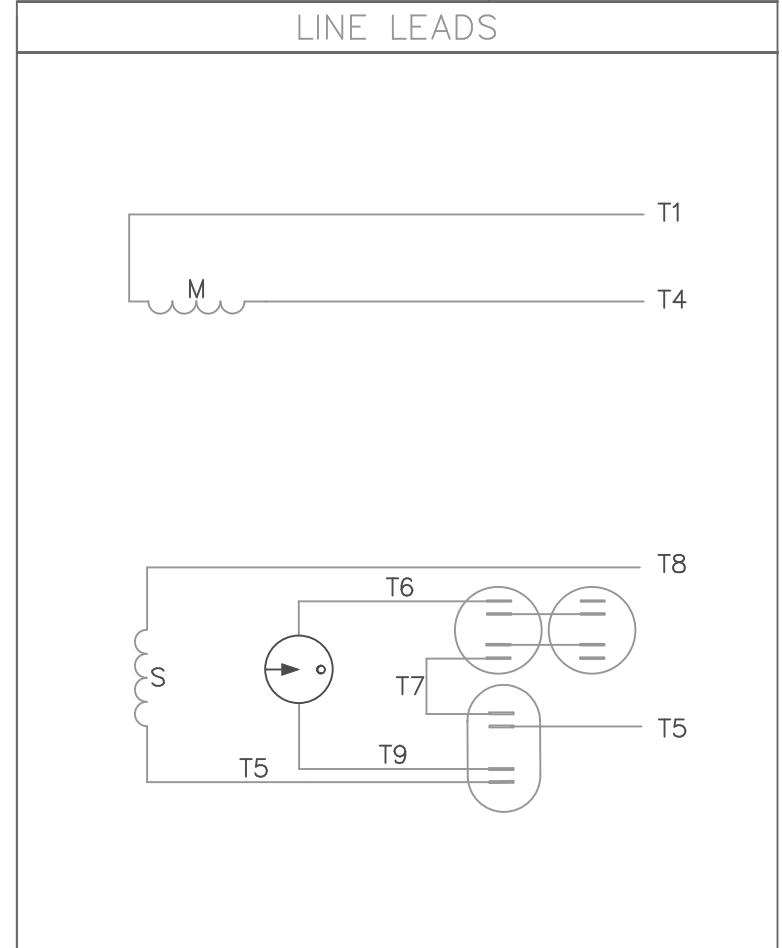
NO.		REVISION		BY & DATE		TOLERANCES UNLESS SPECIFIED		LEESON	ELECTRIC MOTORS GEARMOTORS AND DRIVES	DRAWN VS 09/24/08	
CHK	ANG	±1/2"	FINISH	CAD FILE	037647	SIZE	DRAWING NO.			CHK	RVD
						.X	±.1	TITLE	OUTLINE - 210T FRAME	SCALE	3=8
						.XX	±.03		DRIP PROOF - RIGID "C" FACE	REF	037602/037635
						.XXX	±.005	MAT'L	GENERAL PURPOSE	FMF	
						.XXX	±.0005			PREV	
						RFP				B	037647
						DIST					REV.

THIS DRAWING IN DESIGN AND DETAIL IS OUR PROPERTY AND MUST NOT BE USED EXCEPT IN CONNECTION WITH OUR WORK ALL RIGHTS OF DESIGN AND INVENTION ARE RESERVED THIS IS AN ELECTRONICALLY GENERATED DOCUMENT - DO NOT SCALE THIS PRINT



VIEW FROM OUTSIDE OF MOTOR AT SWITCH END

CAUTION:
LEAD WIRE INSULATION TO EXTEND MIN. OF 1/4" INTO CONNECTOR INSULATION



ROTATION FACING LEAD END	L1	L2
C.C.W.	T1,T8	T4,T5
C.W.	T1,T5	T4,T8

				TOLERANCES UNLESS SPECIFIED		LEESON ELECTRIC MOTORS GEARMOTORS AND DRIVES	DRAWN RDW 10/11/02		
				DEC.	INCHES		CHK		
				.X	±.1		APPD		
				.XX	±.01		SCALE 1=2		
				.XXX	±.005		REF 005077-09		
				.XXXX	±.0005	MAT'L. DECAL 004018	FMF 140120		
NO.	REVISION	BY & DATE	CHK	ANG	±1/2"	FINISH	PREV		
THIS DRAWING IN DESIGN AND DETAIL IS OUR PROPERTY AND MUST NOT BE USED EXCEPT IN CONNECTION WITH OUR WORK ALL RIGHTS OF DESIGN AND INVENTION ARE RESERVED THIS IS AN ELECTRONICALLY GENERATED DOCUMENT - DO NOT SCALE THIS PRINT				RFP	10/11/02	CAD FILE 00507710	SIZE A	DRAWING NO. 005077-10	REV.
				DIST					



1051 CHEYENNE AVE.
GRAFTON, WI 53024
PH. 262-377-8810

CERTIFICATION DATA SHEET

CONN. DIAGRAM: 005077.10
OUTLINE: 037647-1200
WINDING #: K9416 2 A

CATALOG #: 140806.00
MOUNTING: F1 ONLY

TYPICAL MOTOR PERFORMANCE DATA

HP	kW	SYNC. RPM	F.L. RPM	FRAME	ENCLOSURE	KVA CODE	DESIGN
7 1/2	5.60	1800	1740	215TC	DP	G	L

PH	Hz	VOLTS	AMPS	START TYPE	DUTY	INSL	S.F.	AMB°C
1	60	230	36	ACROSS THE LINE	CONTINUOUS	F4	1.15	40

FULL LOAD EFF:	81.5	3/4 LOAD EFF:	81.8	1/2 LOAD EFF:	78.6	GTD. EFF		ELEC. TYPE	
FULL LOAD PF:	83	3/4 LOAD PF:	82.6	1/2 LOAD PF:	74.6	78.5		CAP START CAP RUN	

F.L. TORQUE	LOCKED ROTOR AMPS	L.R. TORQUE	B.D. TORQUE	F.L. RISE°C
22.5 LB-FT	182.8	61 LB-FT 271 %	47.5 LB-FT 211 %	53

SOUND PRESSURE @ 3 FT.	SOUND POWER	ROTOR WK^2	MAX. WK^2	SAFE STALL TIME	STARTS / HOUR	APPROX. MOTOR WGT
0 dBA	10 dBA	0 LB-FT^2	0 LB-FT^2	10 SEC.	0	120 LBS.

***** SUPPLEMENTAL INFORMATION *****

DE BRACKET TYPE	ODE BRACKET TYPE	MOUNT TYPE	ORIENTATION	SEVERE DUTY	HAZARDOUS LOCATION	DRIP COVER	SCREENS	PAINT
C-FACE	STANDARD	RIGID	HORIZONTAL	FALSE	NONE	FALSE	NONE	BLUE - LEESON (ENAMEL)

BEARINGS		GREASE	SHAFT TYPE	SPECIAL DE	SPECIAL ODE	SHAFT MATERIAL	FRAME MATERIAL
DE	ODE						
BALL	BALL	POLYREX EM	T	NONE	NONE	1144 STRESSPROOF (C-223)	ROLLED STEEL
6207	6206						

THERMO-PROTECTORS				THERMISTORS	CONTROL	SPACE HEATERS
THERMOSTATS	PROTECTORS	WDG RTDs	BRG RTDs			
NONE	NOT	NONE	NONE	NONE	FALSE	NONE VOLTS

*
N
O
T
E
S
*

INVERTER TORQUE: NONE
INV. HP SPEED RANGE: NONE
ENCODER: NONE NONE NONE NONE NONE PPR
BRAKE: NONE NONE NONE P/N NONE NONE NONE NONE FT-LB NONE V NONE Hz

