

PRODUCT INFORMATION PACKET

Model No: 132641.00

Catalog No: 132641.00

132641.00..5//4HP..1775/1475RPM.184TZ.TEFC.230/460//190/380V.3PH.60/50HZ.CONT.40C.1.15/1.15SF.ROUND.

.....

Regal and are trademarks of Regal Rexnord Corporation or one of its affiliated companies.
©2022 Regal Rexnord Corporation, All Rights Reserved. MC017097E



Nameplate Specifications

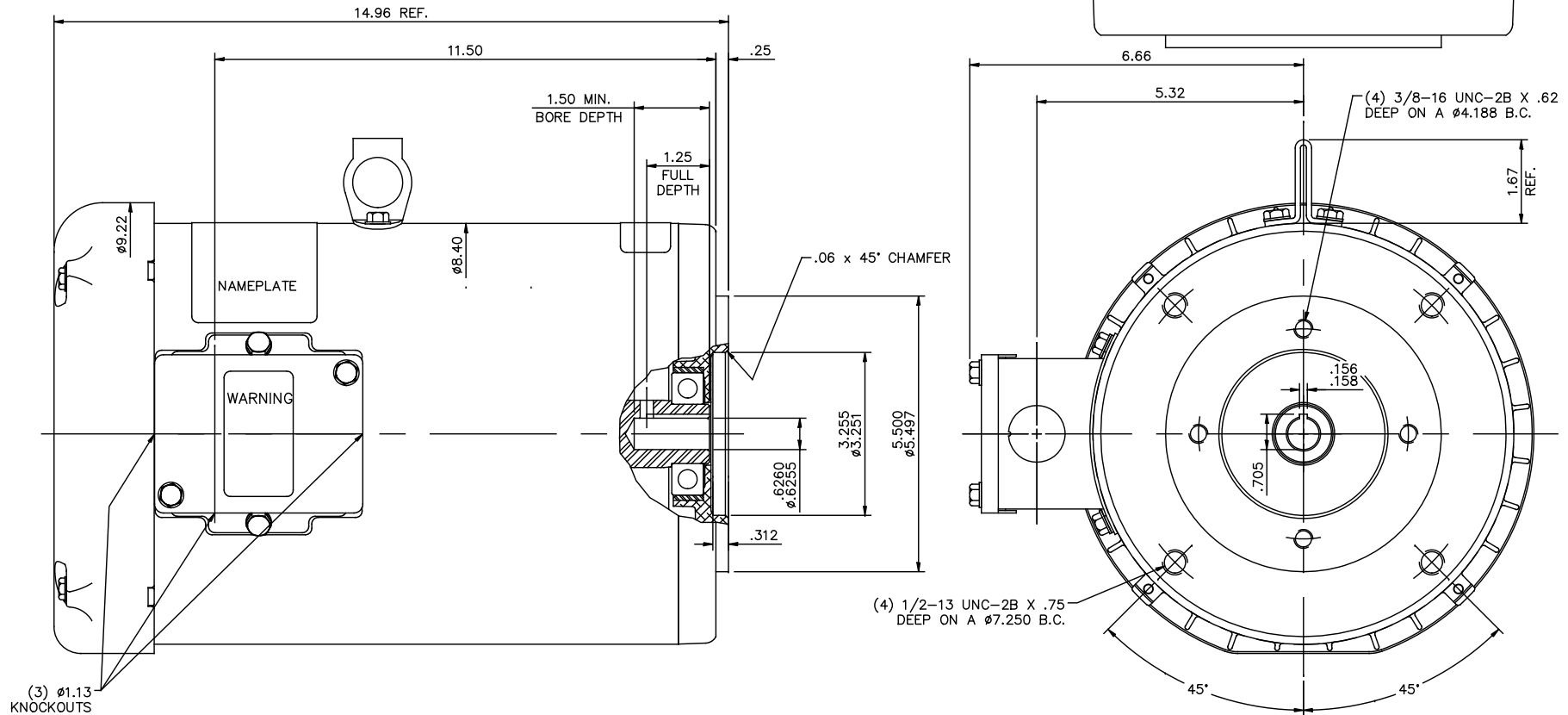
Output HP	5 Hp	Output KW	3.7 kW
Frequency	60 Hz	Voltage	230/460 V
Current	13.0/6.5 A	Speed	1770 rpm
Service Factor	1.15	Phase	3
Efficiency	91.6 %	Power Factor	77.5
Duty	Continuous	Insulation Class	F
Design Code	A	KVA Code	J
Frame	184TZ	Enclosure	Totally Enclosed Fan Cooled
Thermal Protection	No Protection	Ambient Temperature	40 °C
Drive End Bearing Size	6206	Opp Drive End Bearing Size	6205
UL	Recognized	CSA	Y
CE	Y	IP Code	43
Number of Speeds	1		

Technical Specifications


Electrical Type	Squirrel Cage Induction Run	Starting Method	Across The Line
Poles	4	Rotation	Reversible
Resistance Main	2.68 Ohms	Mounting	Round
Motor Orientation	Horizontal	Drive End Bearing	Ball
Opp Drive End Bearing	Ball	Frame Material	Rolled Steel
Shaft Type	Single Special Extension	Shaft Diameter	3.255 in
Assembly/Box Mounting	F1 ONLY		
Connection Drawing	005010.01	Outline Drawing	036320-1150

This is an uncontrolled document once printed or downloaded and is subject to change without notice. Date Created:11/01/2022

036320



GASKETS THROUGHOUT


					TOLERANCES UNLESS SPECIFIED		 Regal Beloit America, Inc.	DRAWN MVG 04/20/2017				
					DEC.	INCHES		CHK	RG 04/20/17			
					.X	±.1		APPD	RG 04/20/2017			
					.XX	±.03		SCALE	1=2			
					.XXX	±.005	TITLE	OUTLINE- 184TY FRAME TEFC- SAE "A" FLANGE				
A	NEW DRAWING		MVG 04/20/17	RG	.XXXX	±.0005	MAT'L	REF	OLPR165248			
NO.	REVISION		BY & DATE	CHK	ANG	±1/2"	FINISH	FMF				
								PREV				
THIS DRAWING IN DESIGN AND DETAIL IS OUR PROPERTY AND MUST NOT BE USED EXCEPT IN CONNECTION WITH OUR WORK. ALL RIGHTS OF DESIGN AND INVENTION ARE RESERVED THIS IS AN ELECTRONICALLY GENERATED DOCUMENT - DO NOT SCALE THIS PRINT							RFP	CAD FILE	036320	SIZE	DRAWING NO.	REV.
							DIST			B	036320	A

005010-01

VIEW FROM OUTSIDE OF MOTOR AT SWITCH END.



VOLTAGE	L1	L2	L3	JOIN & INSULATE
HIGH	T1	T2	T3	(T4,T7) (T5,T8) (T6,T9)
LOW	T1,T7	T2,T8	T3,T9	T4,T5,T6

				TOLERANCES UNLESS SPECIFIED		 Regal Beloit America, Inc.		DRAWN RDW 04/12/02		
				DEC.	INCHES			CHK		
				.X	±.1			APPD		
				.XX	±.01			SCALE 1=1		
				.XXX	±.005	TITLE EXTERNAL WIRING DIAGRAM 3 PHASE W/O PROTECTOR		REF FIG.2-51		
A	UPDATED TO REGAL LOGO	SAJ 06/26/15	AJY	.XXXX	±.0005	MAT'L. DECAL - 004014		FMF		
NO.	REVISION	BY & DATE	CHK	ANG	±1/2"	FINISH		PREV		
THIS DRAWING IN DESIGN AND DETAIL IS OUR PROPERTY AND MUST NOT BE USED EXCEPT IN CONNECTION WITH OUR WORK ALL RIGHTS OF DESIGN AND INVENTION ARE RESERVED THIS IS AN ELECTRONICALLY GENERATED DOCUMENT - DO NOT SCALE THIS PRINT				RFP 04/12/02		CAD FILE 00501001		SIZE A	DRAWING NO. 005010-01	REV A
				DIST BRF-NLV						

EC Declaration of Conformity

The undersigned representing
the manufacturer:

Regal Beloit America
100 East Randolph St.
Wausau, WI 54401

and the authorized representative
established within the Community:

Marathon Electric UK
6F Thistleton Road Ind. Estate
Market Overton
Oakham, Rutland LE15 7PP UK

are committed to providing customers with products that comply with applicable regulations and international protocols to which they are subject, including the requirements of the European Parliament Directive on the Harmonization of the laws relating to electrical equipment designed for use within certain voltage limits (2014/35/EU).

Regal Beloit America declares that the following product(s), to which this declaration relates, are in conformity with the relevant sections of the EC standards listed below.

This statement supersedes any statements previously issued pertaining to the product(s) listed below and is subject to change without notice.

Model No : 132641.00

(Model No. may contain prefix and/or suffix characters)

Catalog No : 132641.00

Rework No : N/A

Directives :

Low Voltage Directive 2014/35/EU

Harmonized Standards Used :

EN 60034-1: 2010 (IEC 60034-1: 2010)

EN 60034-5: 2001/A1:2007 (IEC 60034-5: 2000/A1:2006)

Authorized Representative:



Michael A. Logsdon
Vice President, Technology

Authorized Representative in the Community:



Julian Clark
Marketing Engineer

Created on 09/01/2022

CE 22