

PRODUCT INFORMATION PACKET

Model No: 132542.00

Catalog No: 132542.00

132542.00..3//2..1800/1500.182JM.TEFC.230/460//190/380RPM.3PH.60/50HZ.CONT.40C.1.15SF.RIGID.....

.....

Regal and are trademarks of Regal Rexnord Corporation or one of its affiliated companies.
©2022 Regal Rexnord Corporation, All Rights Reserved. MC017097E



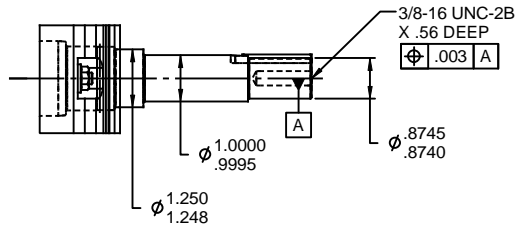
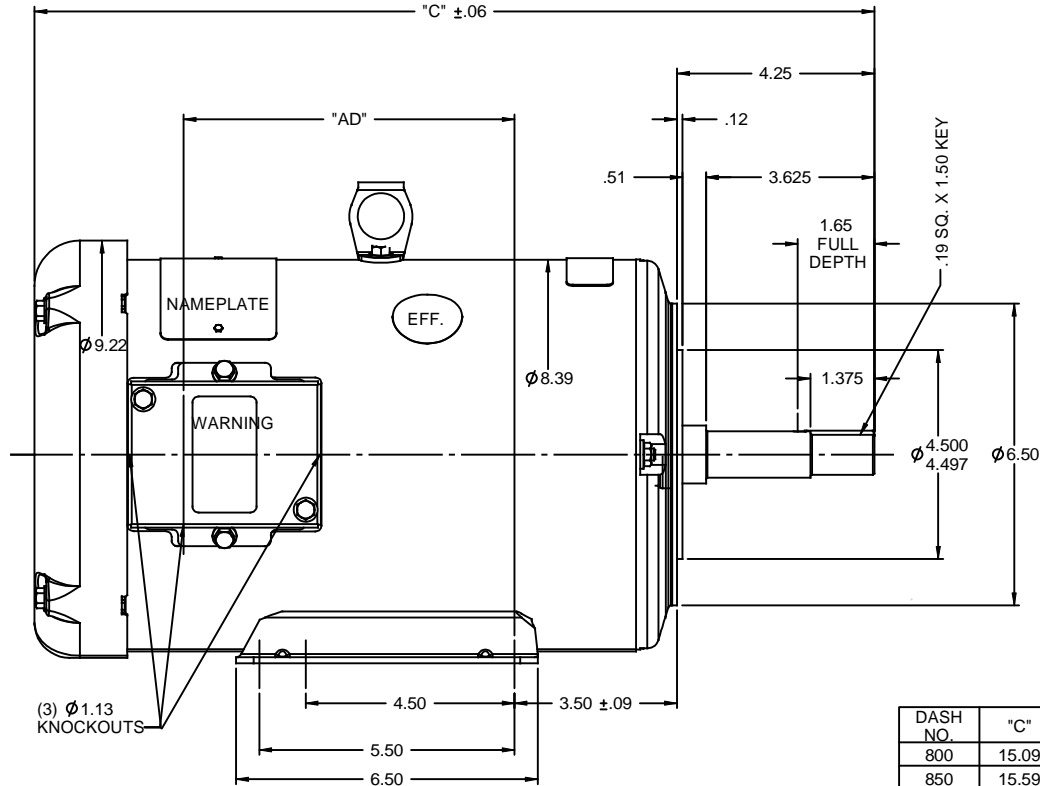
Nameplate Specifications

Output HP	3 Hp	Output KW	2.2 kW
Frequency	60 Hz	Voltage	230/460 V
Current	7.8/3.9 A	Speed	1770 rpm
Service Factor	1.15	Phase	3
Efficiency	89.5 %	Power Factor	80.5
Duty	Continuous	Insulation Class	F
Design Code	B	KVA Code	K
Frame	182JM	Enclosure	Totally Enclosed Fan Cooled
Thermal Protection	No Protection	Ambient Temperature	40 °C
Drive End Bearing Size	6207	Opp Drive End Bearing Size	6205
UL	Recognized	CSA	Y
CE	Y	IP Code	43
Number of Speeds	1		

Technical Specifications

Electrical Type	Squirrel Cage Induction Run	Starting Method	Across The Line
Poles	4	Rotation	Reversible
Resistance Main	6.08 Ohms	Mounting	Rigid Base
Motor Orientation	Horizontal	Drive End Bearing	Ball
Opp Drive End Bearing	Ball	Frame Material	Rolled Steel
Shaft Type	JM	Shaft Diameter	1.25 in
Assembly/Box Mounting	F1/F2 CAPABLE		
Connection Drawing	005010.01	Outline Drawing	035357-850

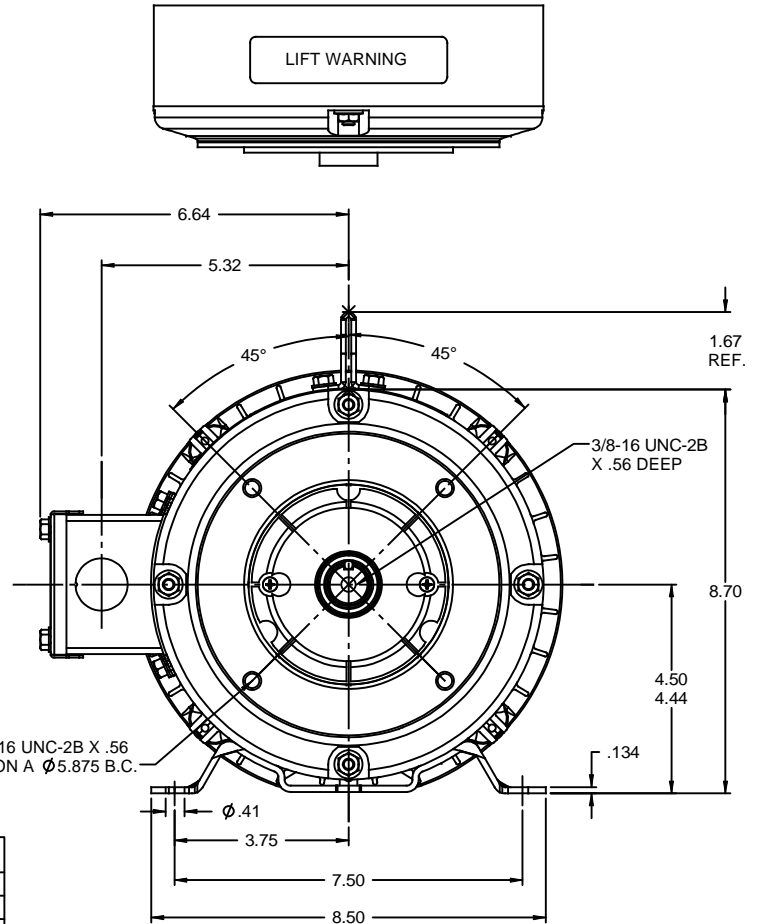
This is an uncontrolled document once printed or downloaded and is subject to change without notice. Date Created:11/10/2022



SHAFT DETAIL

DASH NO.	"C"	"AD"
800	15.09	4.13
850	15.59	4.63
900	16.09	5.13
950	16.59	5.63
1000	17.09	6.13
1050	17.59	6.63
1100	18.09	7.13
1150	18.59	7.63

(4) 3/8-16 UNC-2B X .56 DEEP ON A Ø5.875 B.C.



GASKETS THROUGHOUT
MAXIMUM FACE RUNOUT TO BE .004 T.I.R.
MAXIMUM PILOT ECCENTRICITY TO BE .004 T.I.R.
PERMISSIBLE SHAFT RUNOUT TO BE .002 T.I.R.

		TOLERANCES UNLESS SPECIFIED		DRAWN PG 9/15/97	
		DEC	INCHES	CHK	RK 9/15/97
		X	±.1	APPR	
		XX	±.03	TITLE	OUTLINE - 180JM FRAME
		XXX	±.005	REF	035199
- UPDATED & REDRAWN ON SOLIDWORKS		XX	XXX ±.0005	MATL	FMF
LST 12/8/2009		CHK	ANG ±1/2"	FINISH	
REVISION		RFP	PREV	SIZE	DRAWING NO
THIRD ANGLE PROJECTION		NETWORK FILE NAME		B	035357
				PAGE	OF
				REV	-

005010-01

VIEW FROM OUTSIDE OF MOTOR AT SWITCH END.



				TOLERANCES UNLESS SPECIFIED		 Regal Beloit America, Inc.			DRAWN RDW 04/12/02		
				DEC.	INCHES				CHK		
				.X	±.1				APPD		
				.XX	±.01				SCALE 1=1		
				.XXX	±.005	TITLE EXTERNAL WIRING DIAGRAM 3 PHASE W/O PROTECTOR			REF FIG.2-51		
A	UPDATED TO REGAL LOGO	SAJ 06/26/15	AJY	.XXXX	±.0005				MAT'L. DECAL - 004014		
NO.	REVISION	BY & DATE	CHK	ANG	±1/2"	FINISH			PREV		
THIS DRAWING IN DESIGN AND DETAIL IS OUR PROPERTY AND MUST NOT BE USED EXCEPT IN CONNECTION WITH OUR WORK ALL RIGHTS OF DESIGN AND INVENTION ARE RESERVED THIS IS AN ELECTRONICALLY GENERATED DOCUMENT - DO NOT SCALE THIS PRINT				RFP 04/12/02		CAD FILE 00501001			SIZE A	DRAWING NO. 005010-01	REV A
				DIST BRF-NLV							

EC Declaration of Conformity

The undersigned representing
the manufacturer:

Regal Beloit America
100 East Randolph St.
Wausau, WI 54401

and the authorized representative
established within the Community:

Marathon Electric UK
6F Thistleton Road Ind. Estate
Market Overton
Oakham, Rutland LE15 7PP UK

are committed to providing customers with products that comply with applicable regulations and international protocols to which they are subject, including the requirements of the European Parliament Directive on the Harmonization of the laws relating to electrical equipment designed for use within certain voltage limits (2014/35/EU).

Regal Beloit America declares that the following product(s), to which this declaration relates, are in conformity with the relevant sections of the EC standards listed below.

This statement supersedes any statements previously issued pertaining to the product(s) listed below and is subject to change without notice.

Model No : 132542.00

(Model No. may contain prefix and/or suffix characters)

Catalog No : 132542.00

Rework No : N/A

Directives :

Low Voltage Directive 2014/35/EU

Harmonized Standards Used :

EN 60034-1: 2010 (IEC 60034-1: 2010)

EN 60034-5: 2001/A1:2007 (IEC 60034-5: 2000/A1:2006)

Authorized Representative:



Michael A. Logsdon
Vice President, Technology

Authorized Representative in the Community:



Julian Clark
Marketing Engineer

Created on 09/01/2022

CE 22