

PRODUCT INFORMATION PACKET

Model No: 132510.00

Catalog No: 132510.00

132510.00..5HP..3500RPM.184TC.TEFC.230V.1PH.60HZ.CONT.40C.1.15SF.ROUND.....

Regal and are trademarks of Regal Rexnord Corporation or one of its affiliated companies.
©2022 Regal Rexnord Corporation, All Rights Reserved. MC017097E



Nameplate Specifications

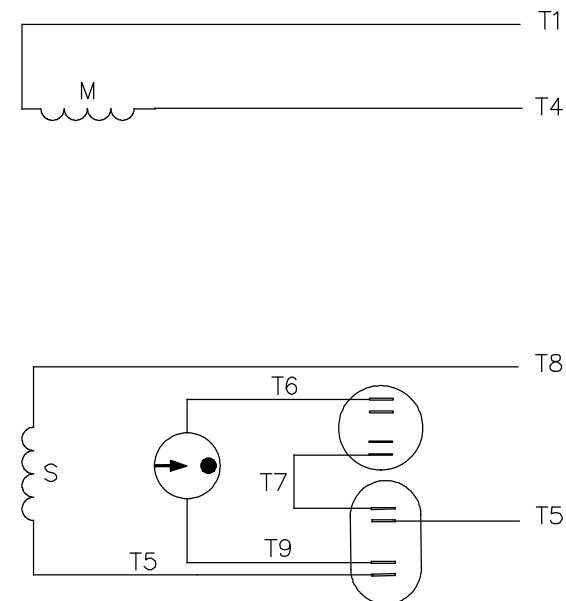
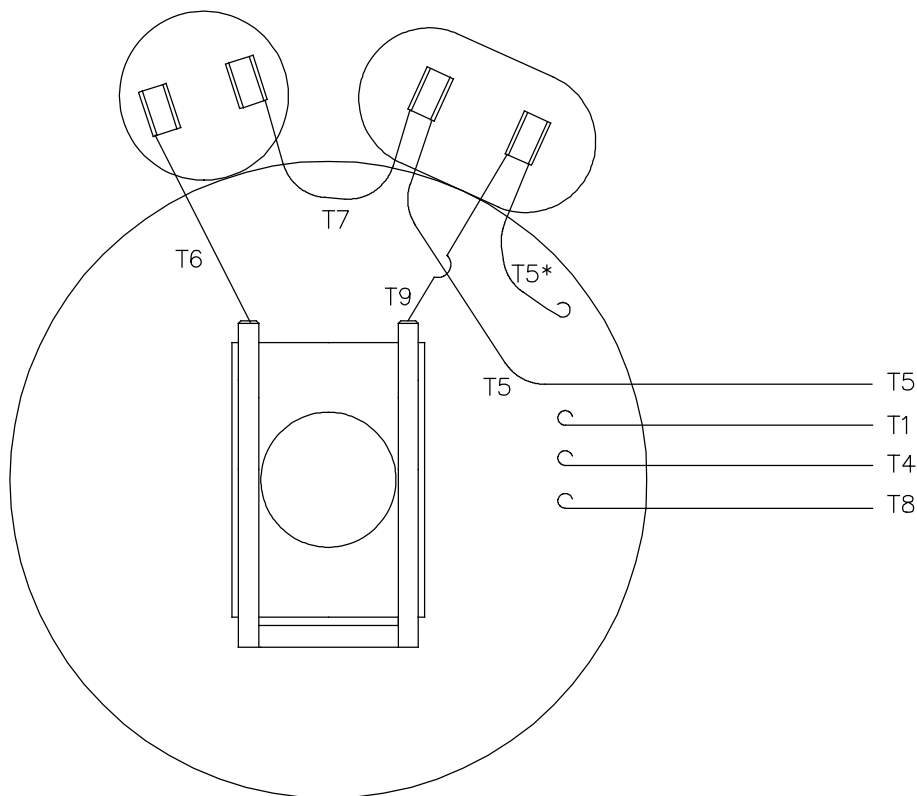
Output HP	5 Hp	Output KW	3.7 kW
Frequency	60 Hz	Voltage	230 V
Current	19.8 A	Speed	3500 rpm
Service Factor	1.15	Phase	1
Efficiency	82.5 %	Power Factor	98
Duty	Continuous	Insulation Class	F
Design Code	L	KVA Code	H
Frame	184TCZ	Enclosure	Totally Enclosed Fan Cooled
Thermal Protection	No Protection	Ambient Temperature	40 °C
Drive End Bearing Size	6206	Opp Drive End Bearing Size	6205
UL	Recognized	CSA	Y
CE	Y	IP Code	43
Number of Speeds	1		

Technical Specifications

Electrical Type	Capacitor Start Capacitor Run	Starting Method	Across The Line
Poles	2	Rotation	Selective Counterclockwise
Resistance Main	.342 Ohms	Mounting	Round
Motor Orientation	Horizontal	Drive End Bearing	Ball
Opp Drive End Bearing	Ball	Frame Material	Rolled Steel
Shaft Type	Single Special Extension	Shaft Diameter	1.125 in
Assembly/Box Mounting	F1 ONLY		
Connection Drawing	005018.01	Outline Drawing	OL132510-1150


This is an uncontrolled document once printed or downloaded and is subject to change without notice. Date Created:11/01/2022

LINE LEADS



ROTATION FACING LEAD END	L1	L2
C.C.W.	T1,T8	T4,T5
C.W.	T1,T5	T4,T8

* THIS LEAD MAY BE WHITE

				TOLERANCES UNLESS SPECIFIED		 Regal Beloit America, Inc.		DRAWN ADH 02/19/74	
				DEC.	INCHES			CHK WRK 02/20/74	
21	LOGO UPDATED FROM LEESON TO MARATHON	AS 07/03/19	AS .X	±.1	TITLE EXTERNAL WIRING DIAGRAM TYPE "K" W/O PROTECTOR				APPD JCW 02/20/74
20	ALTERNATE T5 LEAD MARKING WAS RED	RLW 7/22/02	KH .XX	±.01					SCALE 1=1
19	ADDED ALTERNATE T5 LEAD MARKING	RLW 5/31/02	KH .XXX	±.005					REF
18	REDRAWN ON CAD	DBT 06/24/97		.XXXX	±.0005	MAT'L. DECAL - 004018		FMF	
NO.	REVISION	BY & DATE	CHK	ANG	±1/2"	FINISH		PREV	
THIS DRAWING IN DESIGN AND DETAIL IS OUR PROPERTY AND MUST NOT BE USED EXCEPT IN CONNECTION WITH OUR WORK ALL RIGHTS OF DESIGN AND INVENTION ARE RESERVED THIS IS AN ELECTRONICALLY GENERATED DOCUMENT - DO NOT SCALE THIS PRINT			RFP		CAD FILE 00501801		SIZE	DRAWING NO.	REV
			DIST BRF-NLV				A	005018-01	21

EC Declaration of Conformity

The undersigned representing
the manufacturer:

Regal Beloit America
100 East Randolph St.
Wausau, WI 54401

and the authorized representative
established within the Community:

Marathon Electric UK
6F Thistleton Road Ind. Estate
Market Overton
Oakham, Rutland LE15 7PP UK

are committed to providing customers with products that comply with applicable regulations and international protocols to which they are subject, including the requirements of the European Parliament Directive on the Harmonization of the laws relating to electrical equipment designed for use within certain voltage limits (2014/35/EU).

Regal Beloit America declares that the following product(s), to which this declaration relates, are in conformity with the relevant sections of the EC standards listed below.

This statement supersedes any statements previously issued pertaining to the product(s) listed below and is subject to change without notice.

Model No : 132510.00

(Model No. may contain prefix and/or suffix characters)

Catalog No : 132510.00

Rework No : N/A

Directives :

Low Voltage Directive 2014/35/EU

Harmonized Standards Used :

EN 60034-1: 2010 (IEC 60034-1: 2010)

EN 60034-5: 2001/A1:2007 (IEC 60034-5: 2000/A1:2006)

Authorized Representative:



Michael A. Logsdon
Vice President, Technology

Authorized Representative in the Community:



Julian Clark
Marketing Engineer

Created on 09/01/2022

CE 22