

PRODUCT INFORMATION PACKET



Model No: 131542.00
Catalog No: 131542.00
Agricultural Motor, 3 HP, 1 Ph, 60 Hz, 230 V, 1800 RPM, 184T Frame, TEFC



Regal and Leeson are trademarks of Regal Rexnord Corporation or one of its affiliated companies.
©2024 Regal Rexnord Corporation, All Rights Reserved. MC017097E





Nameplate Specifications

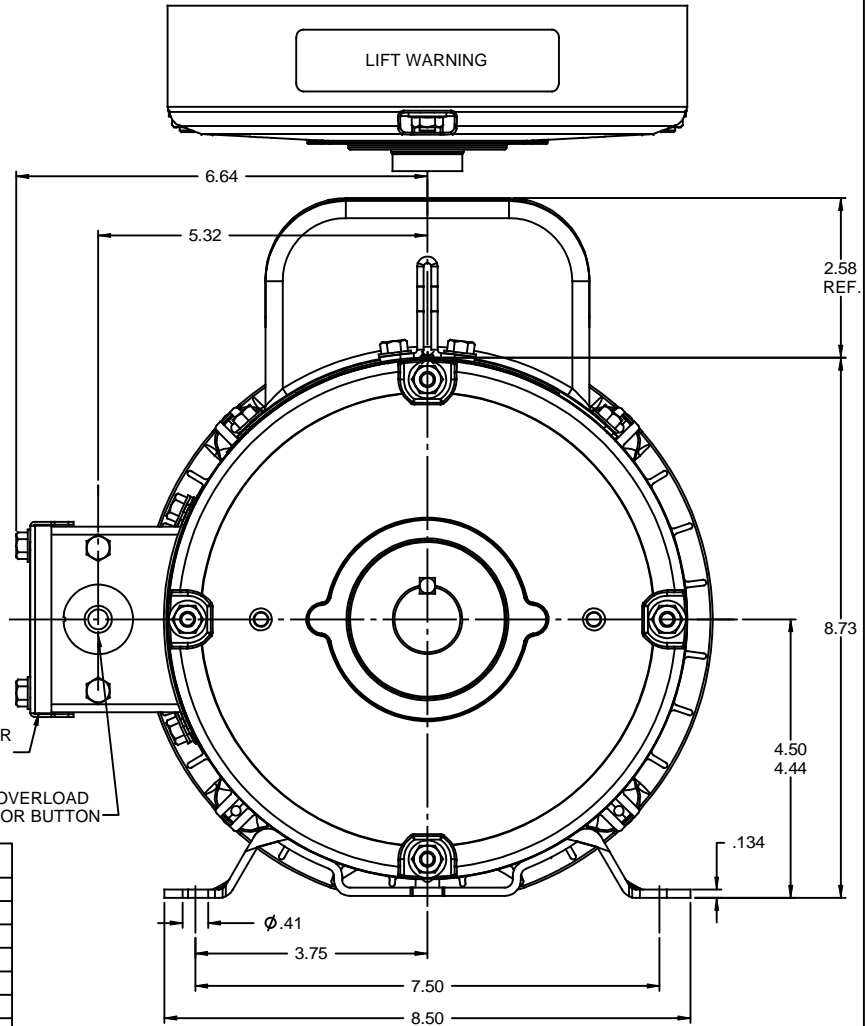
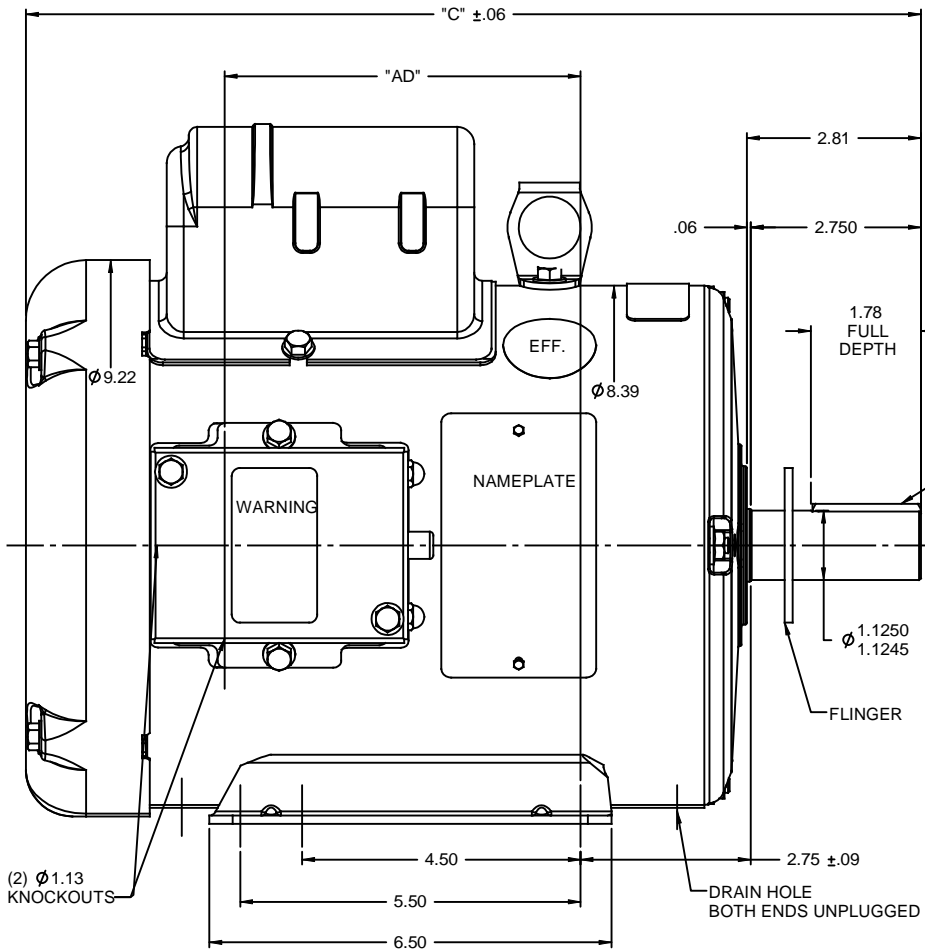
Phase	1	Output HP	3 Hp
Output KW	2.2 kW	Voltage	230 V
Speed	1740 rpm	Service Factor	1.15
Frame	184T	Enclosure	Totally Enclosed Fan Cooled
Thermal Protection	Manual	Efficiency	75.5 %
Ambient Temperature	40 °C	Frequency	60 Hz
Current	19.0 A	Power Factor	68
Duty	Continuous	Insulation Class	F
Design Code	L	KVA Code	K
Drive End Bearing Size	6206	Opp Drive End Bearing Size	6205
UL	Recognized	CSA	Y
CE	N	IP Code	43
Number of Speeds	1		

Technical Specifications

Electrical Type	Capacitor Start Induction Run	Starting Method	Across The Line
Poles	4	Rotation	Selective Counterclockwise
Resistance Main	.498 Ohms	Mounting	Rigid Base
Motor Orientation	Horizontal	Drive End Bearing	Ball
Opp Drive End Bearing	Ball	Frame Material	Rolled Steel
Shaft Type	T	Overall Length	16.46 in
Frame Length	11.00 in	Shaft Diameter	1.125 in
Shaft Extension	2.75 in	Assembly/Box Mounting	F1 ONLY
Connection Drawing	005110.01ME	Outline Drawing	035748-1100

This is an uncontrolled document once printed or downloaded and is subject to change without notice. Date Created:10/13/2024

RBC PROPRIETARY AND CONFIDENTIAL INFORMATION
 This document is the property of REGAL BELOIT CORPORATION ("RBC") including its subsidiaries and divisions and contains proprietary information of RBC. This document is loaned on the express condition that neither it nor the information contained therein shall be disclosed to others without the express written consent of RBC, and that the information shall be used by the recipient only as approved expressly by RBC. This document shall be returned to RBC upon its request. This document may be subject to certain restrictions under U.S. export control laws and regulations.



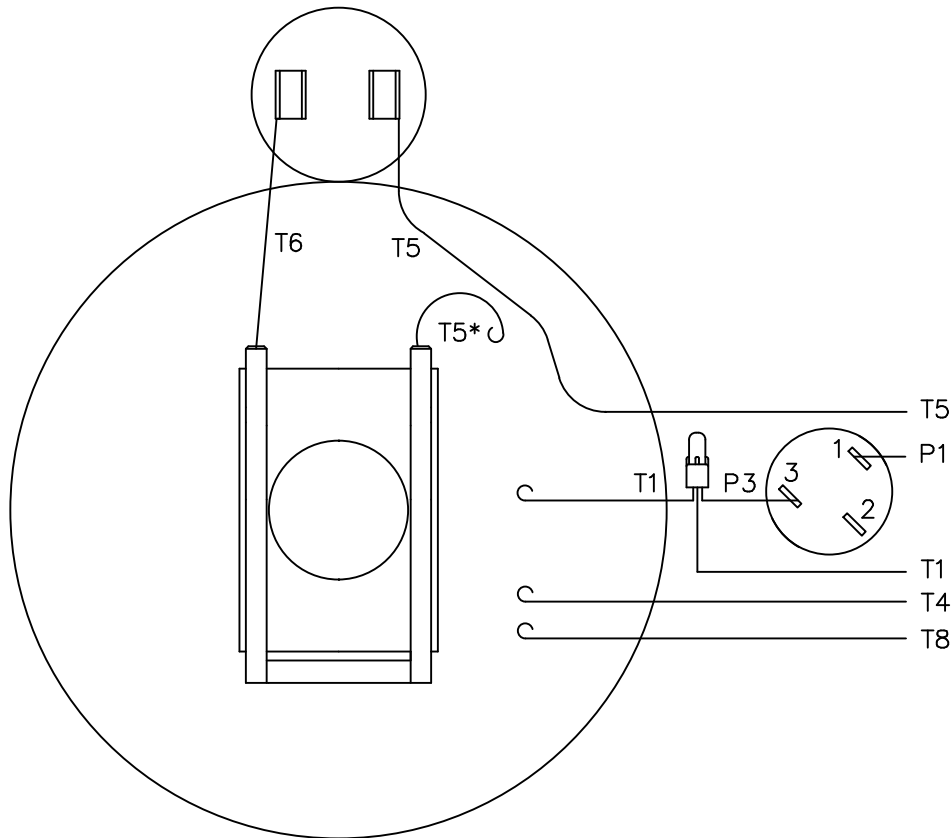
DASH NO.	"C"	"AD"
850	13.96	5.25
900	14.46	5.75
950	14.96	6.25
1000	15.46	6.75
1050	15.96	7.25
1100	16.46	7.75
1150	16.96	8.25
1200	17.46	8.75

MOTOR SPECIAL FEATURES:

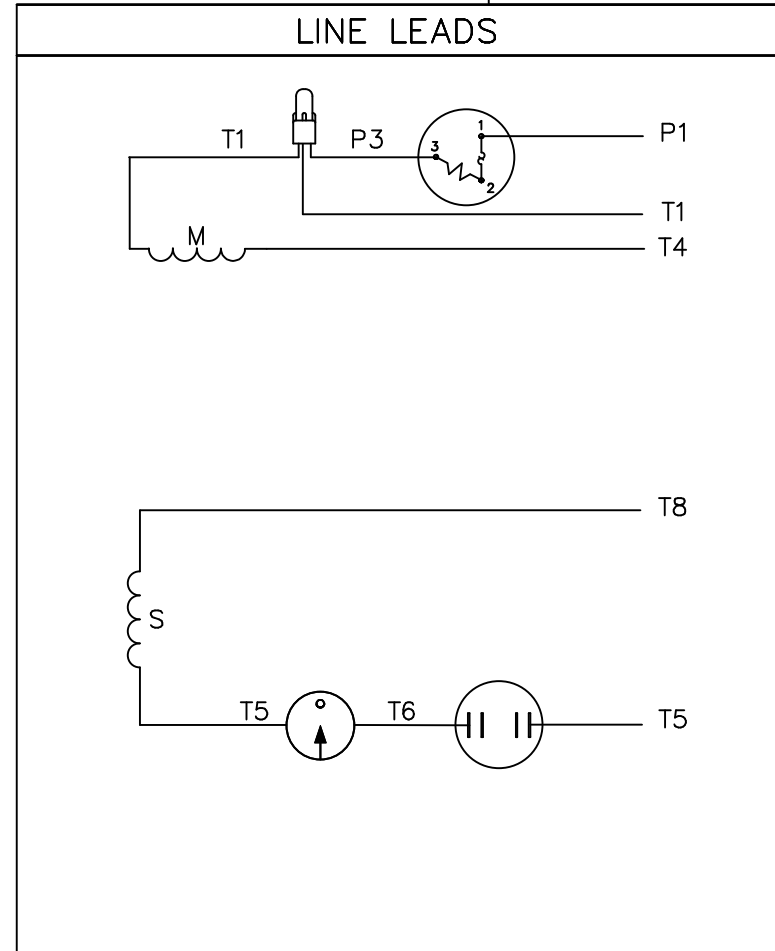
- GASKETS THROUGHOUT
- DRAIN HOLE IN FRAME BOTH ENDS UNPLUGGED
- BRASS NAMEPLATE
- MANUAL RESET OVERLOAD PROTECTOR
- DOUBLE SEALED BALL BEARINGS
- FLINGER

		TOLERANCES UNLESS SPECIFIED:		DRAWN LST 1/6/10	
		DEC INCHES		CHK	
		X ±.1		APPR	
		XX ±.03		TITLE OUTLINE - 184T FRAME	
		XXX ±.005		TEFC - RIGID	
		XXXX ±.0005		MATL FARM DUTY	
NO	REVISION	BY & DATE	CHK ANG ±1/2°	FINISH	PAGE OF
			RFP	PREV	
THIRD ANGLE PROJECTION			NETWORK FILE NAME	SIZE B	DRAWING NO 035748
					REV

VIEW FROM OUTSIDE OF MOTOR AT SWITCH END.



* THIS LEAD MAY BE WHITE



ROTATION FACING LEAD END	L1	L2	JOIN & INSULATE
C.C.W.	P1	T4,T5	T1,T8
C.W.	P1	T4,T8	T1,T5

		TOLERANCES UNLESS SPECIFIED	
		DEC.	INCHES
		.X	±.1
		.XX	±.01
		.XXX	±.005
		.XXXX	±.0005
NO.	REVISION	BY & DATE	CHK ANG ±1/2'

MARATHON ELECTRIC

TITLE: EXTERNAL WIRING DIAGRAM TYPE "C" W/ PROTECTOR

MAT'L: DECAL - 004015

FINISH: _____

DRAWN	RDW 6/18/03
CHK	KJH 6/19/03
APPD	6/19/03
SCALE	1=1
REF	
FMF	139046
PREV	

THIS DRAWING IN DESIGN AND DETAIL IS OUR PROPERTY AND MUST NOT BE USED EXCEPT IN CONNECTION WITH OUR WORK ALL RIGHTS OF DESIGN AND INVENTION ARE RESERVED THIS IS AN ELECTRONICALLY GENERATED DOCUMENT - DO NOT SCALE THIS PRINT		RFP	CAD FILE	00511001ME	SIZE	DRAWING NO.	REV.
		DIST			A	005110-01ME	



1051 CHEYENNE AVE.
GRAFTON, WI 53024
PH. 262-377-8810

CERTIFICATION DATA SHEET

CONN. DIAGRAM: 005110.01
OUTLINE: 035748-1100
WINDING #: C8429 FR 2 B

CATALOG #: 131542.00
MOUNTING: F1 ONLY

TYPICAL MOTOR PERFORMANCE DATA

HP	kW	SYNC. RPM	F.L. RPM	FRAME	ENCLOSURE	KVA CODE	DESIGN
3	2.24	1800	1740	184T	TEFC	K	L

PH	Hz	VOLTS	AMPS	START TYPE	DUTY	INSL	S.F.	AMB°C
1	60	230	19.0	ACROSS THE LINE	CONTINUOUS	F4	1.15	40

FULL LOAD EFF:	75.5	3/4 LOAD EFF:	71.6	1/2 LOAD EFF:	64.4	GTD. EFF		ELEC. TYPE	
FULL LOAD PF:	68	3/4 LOAD PF:	60.5	1/2 LOAD PF:	50.3	72		CAP START IND RUN	

F.L. TORQUE	LOCKED ROTOR AMPS	L.R. TORQUE	B.D. TORQUE	F.L. RISE°C
9 LB-FT	136	37.45 LB-FT 416 %	27.85 LB-FT 309 %	91

SOUND PRESSURE @ 3 FT.	SOUND POWER	ROTOR WK^2	MAX. WK^2	SAFE STALL TIME	STARTS / HOUR	APPROX. MOTOR WGT
0 dBA	10 dBA	0.51 LB-FT^2	0.5 LB-FT^2	10 SEC.	0	86 LBS.

***** SUPPLEMENTAL INFORMATION *****

DE BRACKET TYPE	ODE BRACKET TYPE	MOUNT TYPE	ORIENTATION	SEVERE DUTY	HAZARDOUS LOCATION	DRIP COVER	SCREENS	PAINT
STANDARD	STANDARD	RIGID	HORIZONTAL	FALSE	NONE	FALSE	NONE	RED (ENAMEL)

BEARINGS		GREASE	SHAFT TYPE	SPECIAL DE	SPECIAL ODE	SHAFT MATERIAL	FRAME MATERIAL
DE	ODE						
BALL	BALL	POLYREX EM	T	NONE	NONE	AISI 1045 (C-240)	ROLLED STEEL
6206	6205						

THERMO-PROTECTORS				THERMISTORS	CONTROL	SPACE HEATERS
THERMOSTATS	PROTECTORS	WDG RTDs	BRG RTDs			
NONE	MANUAL	NONE	NONE	NONE	FALSE	NONE VOLTS

*
N
O
T
E
S
*

INVERTER TORQUE: NONE
INV. HP SPEED RANGE: NONE
ENCODER: NONE NONE NONE NONE NONE PPR
BRAKE: NONE NONE NONE P/N NONE NONE NONE NONE FT-LB NONE V NONE Hz



LEESON ELECTRIC CORPORATION
 TYPICAL PERFORMANCE CURVE for AC MOTOR

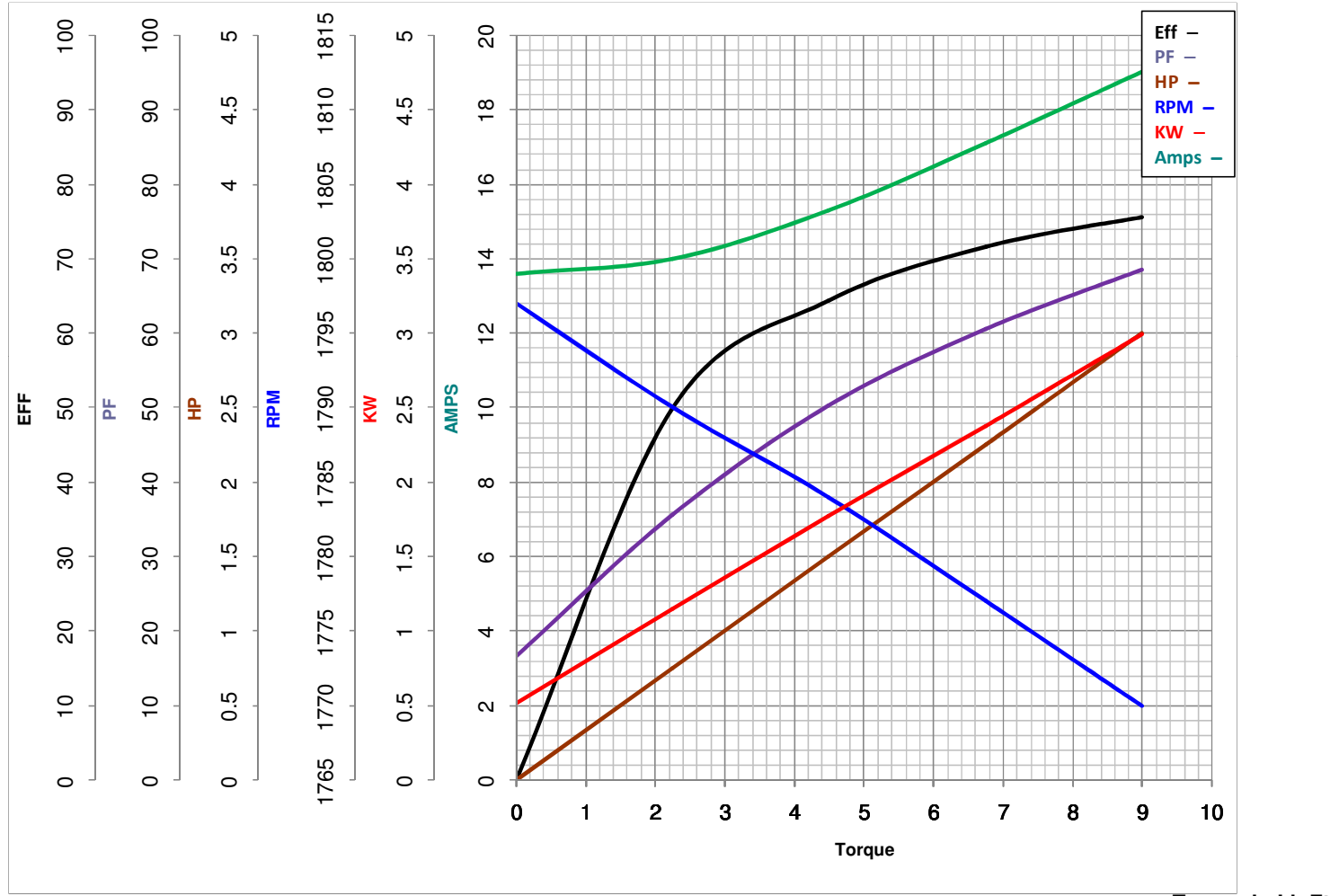
Curve at 230 Volts HP 3.00 PHASE 1
60 HZ
3 HP VOLTS 230

Model No 131542.00

Catalog No 131542.00

HZ 60

RPM 1740



Torque in Lb.Ft

FL TORQUE 9 Lb.Ft
 BD TORQUE 27.9 Lb.Ft
 LR TORQUE 37.45 Lb.Ft

FL AMPS 19
 PU TORQUE 23.5 Lb.Ft
 LR AMPS 136

WINDING C8429-2

Date 3/16/2018