

# PRODUCT INFORMATION PACKET

Model No: 131464.00

Catalog No: 131464.00

Air Compressor Motor, 5 HP, 3 Ph, 60 Hz, 230/460 V, 1800 RPM, 184T Frame, TEFC



Regal and are trademarks of Regal Rexnord Corporation or one of its affiliated companies.  
©2022 Regal Rexnord Corporation, All Rights Reserved. MC017097E

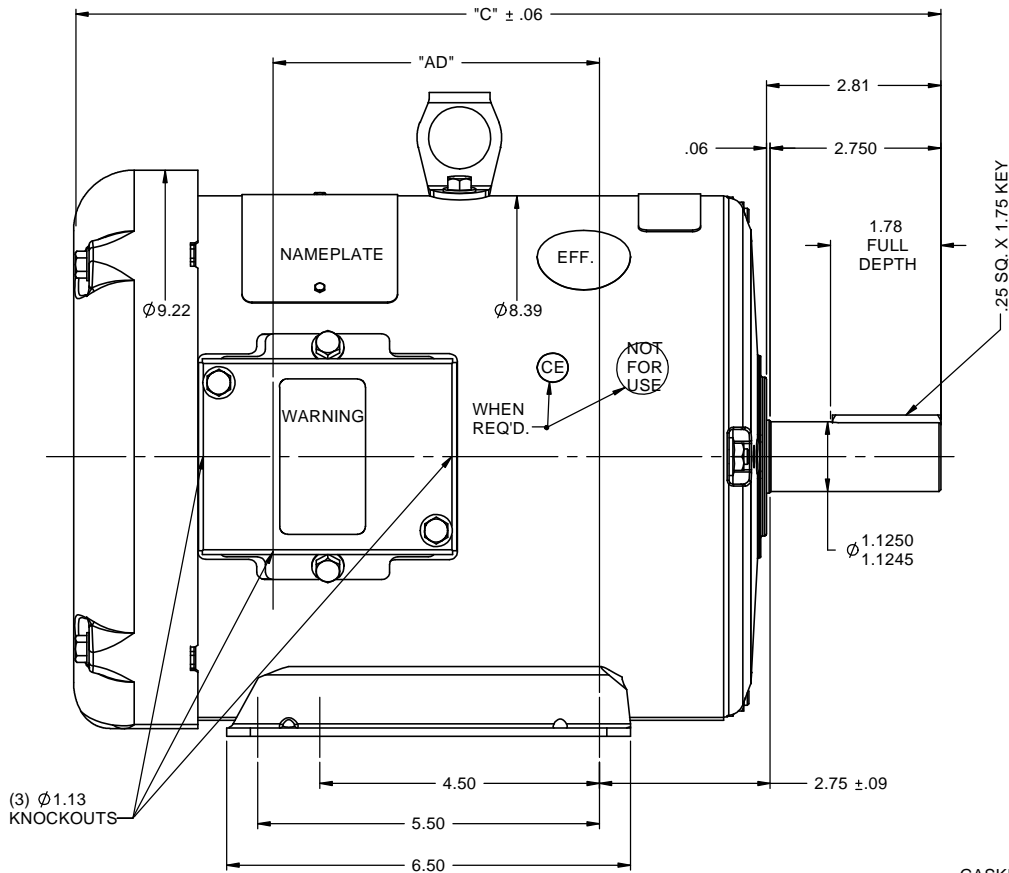
**Nameplate Specifications**

Output HP	<b>5 Hp</b>	Output KW	<b>3.7 kW</b>
Frequency	<b>60 Hz</b>	Voltage	<b>230/460 V</b>
Current	<b>12.6/6.3 A</b>	Speed	<b>1760 rpm</b>
Service Factor	<b>1.15</b>	Phase	<b>3</b>
Efficiency	<b>89.5 %</b>	Power Factor	<b>83</b>
Duty	<b>Continuous</b>	Insulation Class	<b>F</b>
Design Code	<b>B</b>	KVA Code	<b>G</b>
Frame	<b>184T</b>	Enclosure	<b>Totally Enclosed Fan Cooled</b>
Thermal Protection	<b>Thermostat</b>	Ambient Temperature	<b>40 °C</b>
Drive End Bearing Size	<b>6206</b>	Opp Drive End Bearing Size	<b>6205</b>
UL	<b>Recognized</b>	CSA	<b>Y</b>
CE	<b>Y</b>	IP Code	<b>43</b>
Number of Speeds	<b>1</b>		

**Technical Specifications**

Electrical Type	<b>Squirrel Cage Induction Run</b>	Starting Method	<b>Across The Line</b>
Poles	<b>4</b>	Rotation	<b>Reversible</b>
Resistance Main	<b>2.68 Ohms</b>	Mounting	<b>Rigid Base</b>
Motor Orientation	<b>Horizontal</b>	Drive End Bearing	<b>Ball</b>
Opp Drive End Bearing	<b>Ball</b>	Frame Material	<b>Rolled Steel</b>
Shaft Type	<b>T</b>	Overall Length	<b>14.96 in</b>
Frame Length	<b>9.50 in</b>	Shaft Diameter	<b>1.125 in</b>
Shaft Extension	<b>2.75 in</b>	Assembly/Box Mounting	<b>F1 ONLY</b>
Connection Drawing	<b>005010.20</b>	Outline Drawing	<b>035465-950</b>

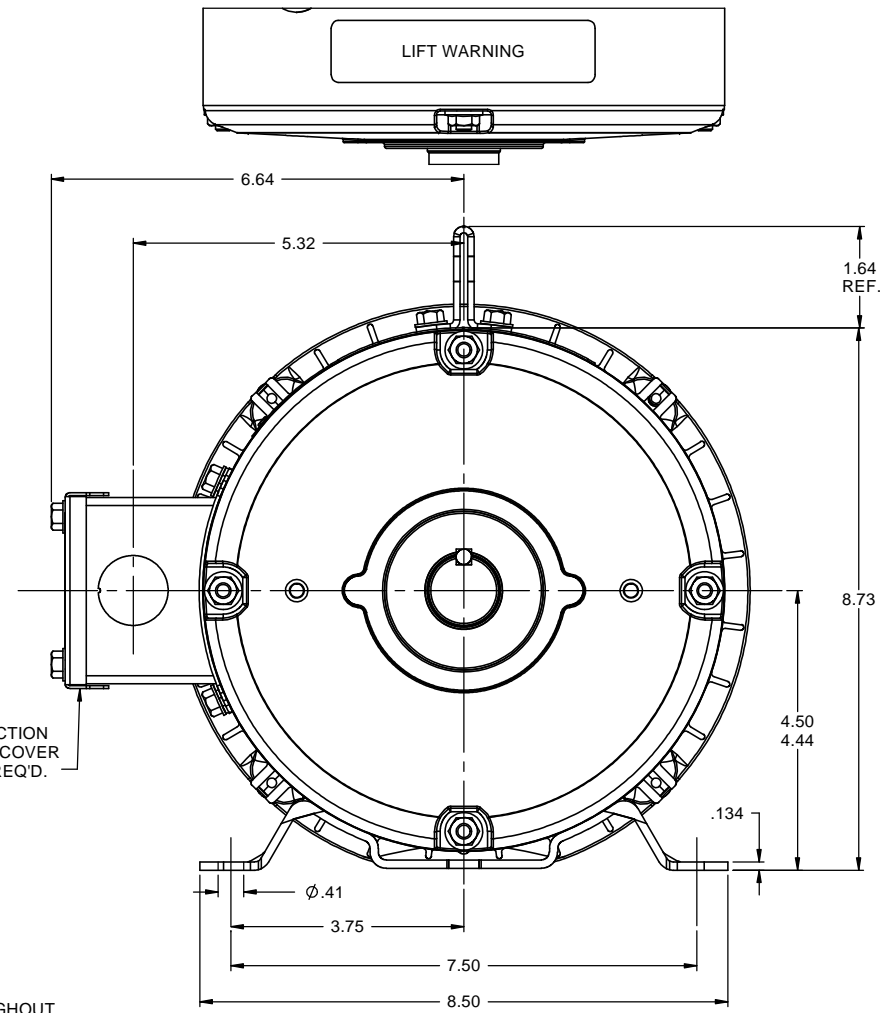
RBC PROPRIETARY AND CONFIDENTIAL INFORMATION  
 This document is the property of REGAL BELOIT CORPORATION ("RBC") including its subsidiaries and divisions and contains proprietary information of RBC. This document is loaned on the express condition that neither it nor the information contained therein shall be disclosed to others without the express written consent of RBC, and that the information shall be used by the recipient only as approved expressly by RBC. This document shall be returned to RBC upon its request. This document may be subject to certain restrictions under U.S. export control laws and regulations.



(3) Ø1.13 KNOCKOUTS

DECAL-  
CONNECTION  
UNDER COVER  
WHEN REQ'D.

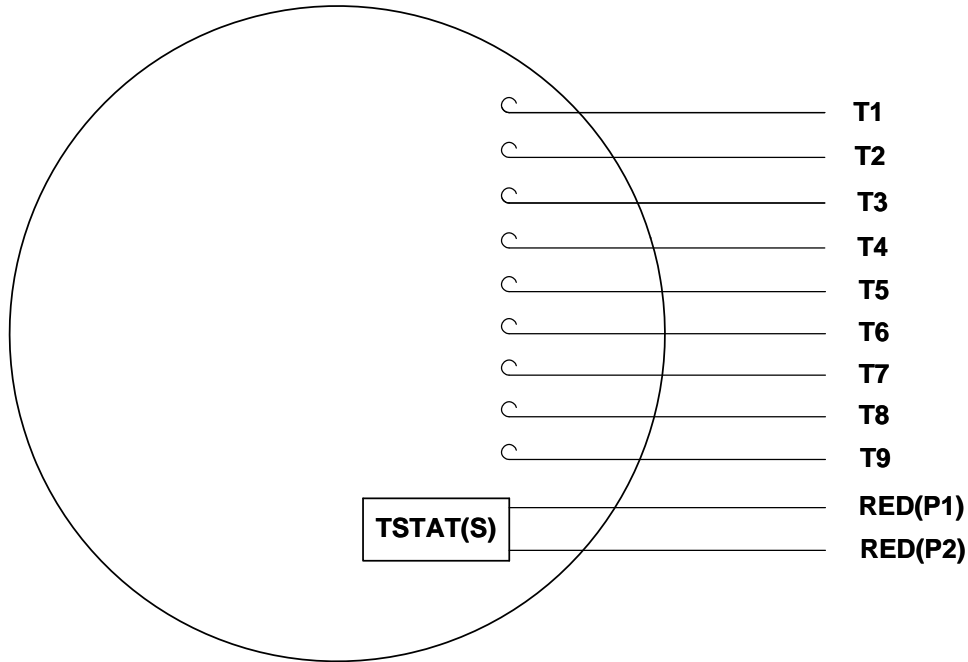
GASKET THROUGHOUT



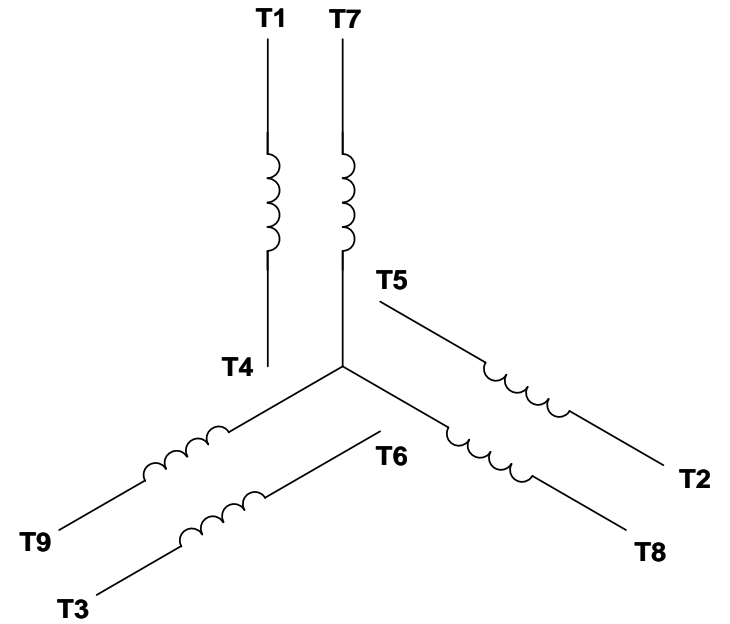
DASH NO.	"C"	"AD"
750	12.96	4.25
800	13.46	4.75
850	13.96	5.25
900	14.46	5.75
950	14.96	6.25
1000	15.46	6.75
1050	15.96	7.25
1100	16.46	7.75
1150	16.96	8.25

				TOLERANCES UNLESS SPECIFIED				DRAWN MGM 2/21/03	
				DEC INCHES				CHK	
				X ±.1		XX ±.03		APPR RDW 2/21/03	
02 REV TO MATCH ORACLE				LST 8/13/2010		XX XXX ±.005		TITLE OUTLINE - 180T FRAME	
- UPDATE & REDRAWN IN SOLIDWORKS				LST 12/10/2009		XX XXXX ±.0005		TEFC - RIGID	
NO REVISION				BY & DATE		CHK ANG ±1/2°		MATL GENERAL PURPOSE	
THIRD ANGLE PROJECTION				RFP		PREV		SCALE 1:2	
				NETWORK FILE NAME 035465		FINISH		REF 035450	
								FMF	
								PAGE OF	
								SIZE DRAWING NO	
								B 035465	
								REV 02	

VIEW FROM OUTSIDE OF MOTOR AT SWITCH END. Uncontrolled Copy



LINE LEADS



VOLTAGE	L1	L2	L3	JOIN & INSULATE
HIGH	T1	T2	T3	(T4,T7) (T5,T8) (T6,T9)
LOW	T1,T7	T2,T8	T3,T9	T4,T5,T6

DRAWING REVISION <b>G</b>	REVISION BY <b>MVG</b>	DATE <b>04/05/2017</b>
ECO <b>ECO-0121253</b>	APPROVED BY <b>SM</b>	DATE <b>04/05/2017</b>

ECO DESCRIPTION  
**ADDED P1 & P2 FOR TSTAT**

COPYRIGHT REGAL BELOIT AMERICA, INC. ALL RIGHTS RESERVED. PROPRIETARY AND CONFIDENTIAL INFORMATION - THIS DOCUMENT IS THE PROPERTY OF REGAL BELOIT AMERICA, INC. ('OWNER') AND CONTAINS OWNER'S PROPRIETARY INFORMATION. ANY PERSON, CORPORATION OR OTHER FIRM RECEIVING IT IS DEEMED, BY RECEIVING IT, TO AGREE THAT IT, AND/OR ANY PART OF IT, SHALL NOT BE DISCLOSED TO ANY PERSON, CORPORATION OR OTHER ENTITY, DUPLICATED, AND/OR USED, EXCEPT AS EXPRESSLY APPROVED IN WRITING IN ADVANCE BY OWNER. THIS DOCUMENT SHALL BE RETURNED TO OWNER UPON REQUEST. IT MAY BE SUBJECT TO CERTAIN RESTRICTIONS UNDER APPLICABLE EXPORT CONTROL LAWS AND REGULATIONS.

TOLERANCES UNLESS OTHERWISE SPECIFIED:

DEC.	INCH	mm	ANGLE
.X	±0.1	[±2.5]	±0.5°
.XX	±0.01	[±0.25]	
.XXX	±0.005	[±0.127]	
.XXXX	±0.0005	[±0.0127]	

REMOVE BURRS & BREAK SHARP EDGES: .003/.015 [.076/.381] X 45°  
CORNER FILLETS: R.02 [.51]  
MACHINED SURFACES: 125/3.2 INCH/mm

mm SHOWN IN [BRACKETS]

DRAWN BY <b>DBT 12/16/97</b>
DATE
APPROVED BY <b>KH 12/17/97</b>
DATE
REFERENCE
THIRD ANGLE PROJECTION

**REGAL**™ Regal Beloit America, Inc.

DESCRIPTION  
**CONN DIAGRAM-EXTERNAL**  
3 PHASE WITH PROTECTOR

MATERIAL <b>DECAL - 004014 (TSTAT) - 080582</b>	PROCESS/FINISH <b>STOCK</b>
SIZE <b>A</b>	DRAWING NUMBER <b>00501020</b>
SHEET <b>1 OF 1</b>	

P.O. BOX 8003  
 WAUSAU, WI 54401-8003  
 PH. 715-675-3311



DATA VOLTS: 460

**CERTIFICATION DATA SHEET**

CONN. DIAGRAM: 005010.20  
 OUTLINE: 035465-950  
 WINDING: T84170

CAT #: 131464.00

FR 3

**TYPICAL MOTOR PERFORMANCE DATA**

HP	KW	SYNC RPM	FL RPM	FRAME	ENCLOSURE	TYPE	KVA CODE	DESIGN
5	3.7	1800	1760	184T	TEFC	TFW	J	B

PH	HZ	VOLTS	AMPS	START TYPE	DUTY	INSL	S.F.	AMB	ELEV.
3	60	230/460	12.6/6.3	ACROSS THE LINE	CONT	F	1.15	40	3300

F.L. EFF	89.5	3/4 LD EFF	90.2	1/2 LD EFF	88.9	GTD EFF	ELECT. TYPE
F.L. PF	83.1	3/4 LD PF	79.4	1/2 LD PF	70.9	87.5	SQ CAGE IND RUN

F.L. TORQUE	LR AMPS @ 460 V	L.R. TORQUE	B.D. TORQUE	F.L. RISE (°C)
15.0 LB-FT	49.0	30.1 LB-FT 201%	50.2 LB-FT 335%	65

PRESSURE @ 3	POWER	ROTOR WK²	MAX. LOAD WK²	SAFE STALL TIME	STARTS/HOUR	MOTOR WGT
55 dBA	64 dBA	0.49 LB-FT²	0 LB-FT²	15 SEC.	2	0 LB.

\*\*\* SUPPLEMENTAL INFORMATION \*\*\*

DE BRACKET TYPE	ODE BRACKET TYPE	MOUNT TYPE	MOTOR ORIENTATION	SEVERE DUTY	HAZARDOUS LOCATION	DRIP COVER	SCREENS	PAINT
STANDARD	STANDARD	RIGID	HORIZONTAL	NO	NONE	NO	NONE	IN - LEESON WATTS

BEARINGS		GREASE	SHAFT TYPE	SPECIAL DE	SPECIAL ODE	SHAFT MATERIAL	FRAME MATERIAL
DE	ODE						
BALL	BALL	POLYREX EM	T	NONE	NONE	1144 STRESSPROOF (C-223)	ROLLED STEEL
6206	6205						

THERMOSTATS	PROTECTORS	WDG RTD's	BRG RTD's	THERMISTORS	CONTROL	SPACE HEATERS
TSTATS (N/C)	NOT	NONE	NONE	NONE	FALSE	NA

R1 (ohms/ph)	R2 (ohms/ph)	X1 (ohms/ph)	X2 (ohms/ph)	Xm (ohms/ph)	VIBRATION (in/sec)	FLOAT
0	0	0	0	0	0.150	ODE

* N O T E S *	INVERTER TORQUE: NONE	
	INV. HP SPEED RANGE: NONE	
	ENCODER: NONE	
	NONE	
	NONE NONE PPR	

DATE: 1/29/2018	BRAKE: NONE	
	NONE NONE NONE	
	FT-LB: NA	HZ:
VOLTAGE: NONE		
UL: Y-(LEESON UL REC)		

Data Sheet

Date: 1/29/2018

131464.00



Data @ 460 V

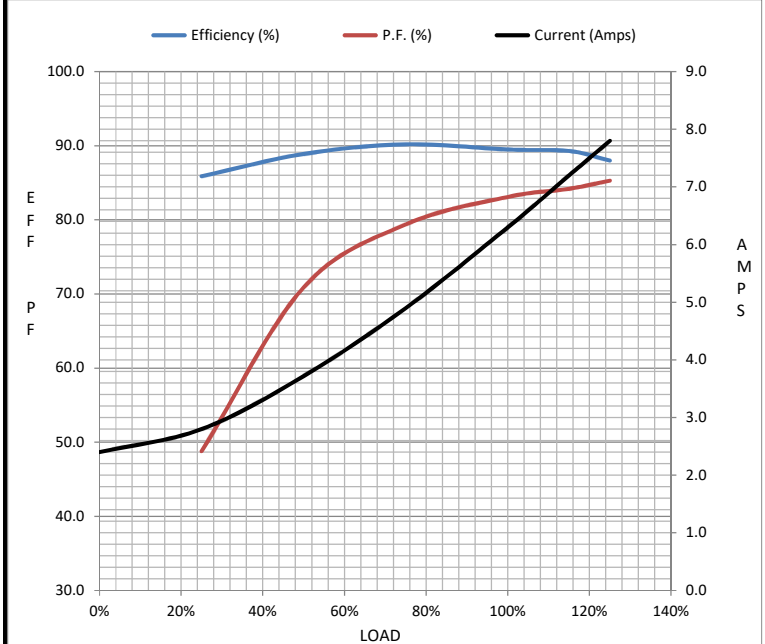
Motor Load Data

Load	0%	25%	50%	75%	100%	115%	125%	LR
Current (Amps)	2.40	2.80	3.7	4.9	6.3	7.2	7.8	49.0
Torque (ft-lb)	0.00	3.7	7.4	11.1	15.0	17.4	18.8	30.1
RPM	1800	1790	1779	1768	1760	1,747	1742	0
Efficiency (%)		85.9	88.9	90.2	89.5	89.3	88.0	
P.F. (%)	6.8	48.8	70.9	79.4	83.1	84.2	85.3	0.0

Motor Speed Data

	LR	Pull-Up	BD	Rated	Idle
Speed (RPM)	0	900	1656	1760	1800
Current (Amps)	49.0	45.1	29.4	6.3	2.40
Torque (ft-lb)	30.1	29.8	50.2	15.0	0.00

Information Block				
HP	5.0			
Sync. RPM	1800			
Frame	184			
Enclosure	TEFC			
Construction	TFW			
Voltage	230/460 V			
Frequency	60 Hz			
Design	B			
LR Code letter	J			
Service Factor	1.15			
Temp Rise @ FL	65 °C			
Duty	CONT			
Ambient	40 °C			
Elevation	1,000 feet			
Rotor/Shaft wk <sup>2</sup>	0.49 Lb-Ft <sup>2</sup>			
Ref Wdg	T84170 FR			
Sound Pressure @ 1M	55 dBA			
VFD Rating	NONE			
Outline Dwg	035465-950			
Conn. Diag	005010.20			
Additional Specifications:				
0				
0				
EQUIV CKT (OHMS / PHASE)				
R1	R2	X1	X2	Xm
0.0000	0.0000	0.0000	0.0000	0.0000



Speed - Torque Curve

