

PRODUCT INFORMATION PACKET

Model No: 326TTFS16102

Catalog No: L417B

General Purpose Motor, 25 HP, 3 Ph, 60 Hz, 230/460 V, 900 RPM, 326T Frame, TEFC



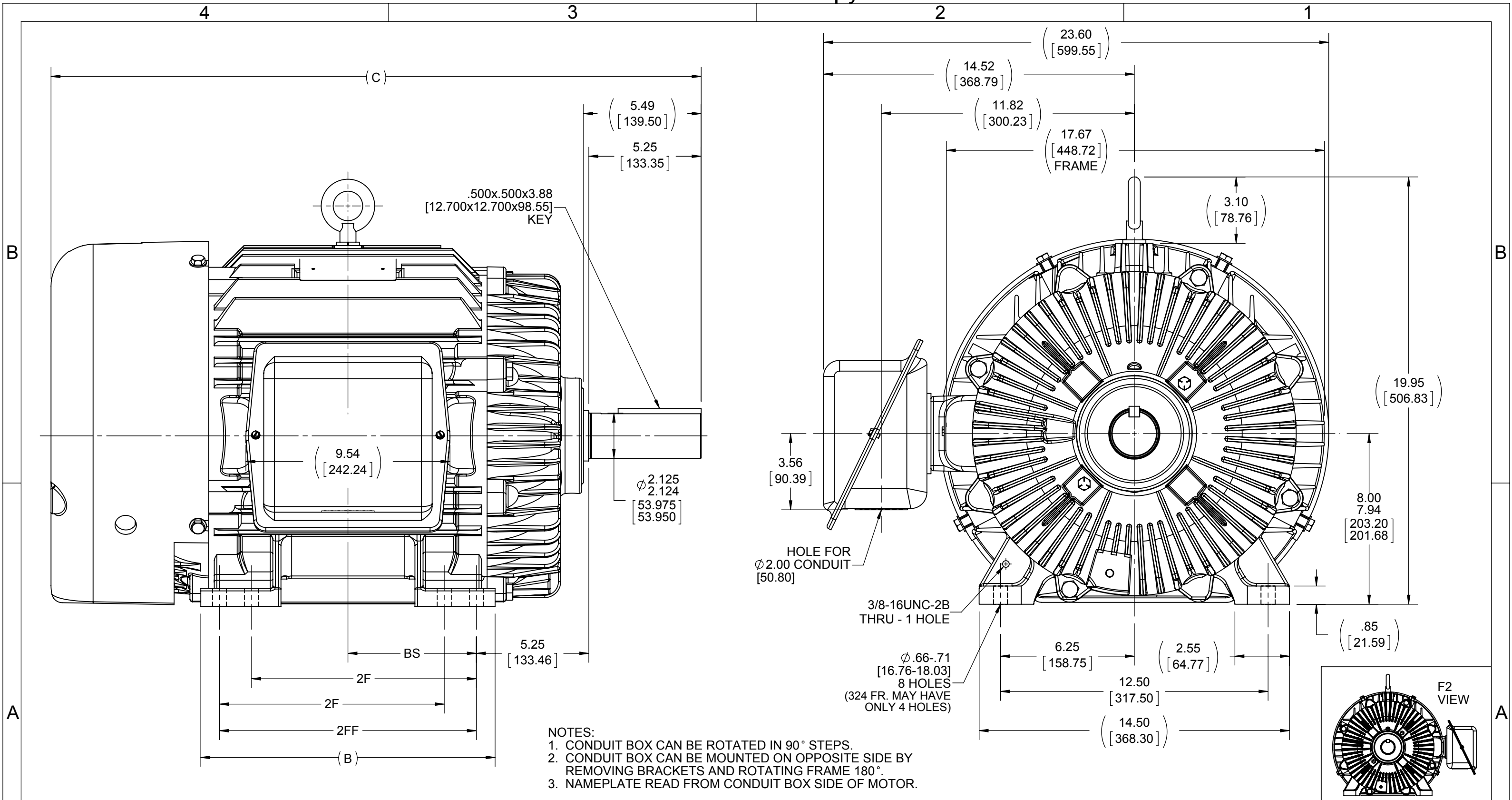
Regal and are trademarks of Regal Rexnord Corporation or one of its affiliated companies.
©2022 Regal Rexnord Corporation, All Rights Reserved. MC017097E

Nameplate Specifications

Output HP	25 Hp	Output KW	18.7 kW
Frequency	60 Hz	Voltage	230/460 V
Current	73.0/36.5 A	Speed	882 rpm
Service Factor	1.15	Phase	3
Efficiency	90.2 %	Power Factor	70
Duty	Continuous	Insulation Class	F
Design Code	B	KVA Code	G
Frame	326T	Enclosure	Totally Enclosed Fan Cooled
Thermal Protection	No	Ambient Temperature	40 °C
Drive End Bearing Size	6312	Opp Drive End Bearing Size	6311
UL	Recognized	CSA	Y
CE	Y	IP Code	43
Number of Speeds	1		

Technical Specifications

Electrical Type	Squirrel Cage Induction Run	Starting Method	Across The Line
Poles	8	Rotation	Reversible
Resistance Main	.28 Ohms	Mounting	Rigid Base
Motor Orientation	Horizontal	Drive End Bearing	Ball
Opp Drive End Bearing	Ball	Frame Material	Cast Iron
Shaft Type	T	Overall Length	30.37 in
Frame Length	13.00 in	Shaft Diameter	2.125 in
Shaft Extension	5.25 in	Assembly/Box Mounting	F1/F2 CAPABLE
Connection Drawing	A-EE7308	Outline Drawing	B-SS28289-1300



DRAWING REVISION W	REVISION BY MSG	DATE 10-28-2014
ECO ECO-0063392	APPROVED BY TB	DATE 10-28-2014
ECO DESCRIPTION UPDATED TO NEW TITLE BLOCK		
<small>COPYRIGHT REGAL BELOIT AMERICA, INC. ALL RIGHTS RESERVED. PROPRIETARY AND CONFIDENTIAL INFORMATION - THIS DOCUMENT IS THE PROPERTY OF REGAL BELOIT AMERICA, INC. ("OWNER") AND CONTAINS OWNER'S PROPRIETARY INFORMATION. ANY PERSON, CORPORATION OR OTHER FIRM RECEIVING IT IS DEEMED, BY RECEIVING IT, TO AGREE THAT IT, AND/OR ANY PART OF IT, SHALL NOT BE DISCLOSED TO ANY PERSON, CORPORATION OR OTHER ENTITY, DUPLICATED, AND/OR USED, EXCEPT AS EXPRESSLY APPROVED IN WRITING IN ADVANCE BY OWNER. THIS DOCUMENT SHALL BE RETURNED TO OWNER UPON REQUEST. IT MAY BE SUBJECT TO CERTAIN RESTRICTIONS UNDER APPLICABLE EXPORT CONTROL LAWS AND REGULATIONS.</small>		

TOLERANCES UNLESS OTHERWISE SPECIFIED:			
DEC.	INCH	mm	ANGLE
.X	± 0.1	[± 2.5]	$\pm 7' 30''$
.XX	± 0.03	[± 0.76]	
.XXX	± 0.005	[± 0.127]	
.XXXX	± 0.0005	[± 0.0127]	
REMOVE BURRS & BREAK SHARP EDGES: .003/.015 [0.076/.381] CORNER FILLETS: .02 [0.51] MACHINED SURFACES: $\frac{200}{\text{INCH}}$ $\frac{5.1}{\text{mm}}$ mm SHOWN IN [BRACKETS]			

DRAWN BY MLD	DATE 01-24-1996
APPROVED BY ML	DATE 01-25-1996
REFERENCE	THIRD ANGLE PROJECTION

REGAL ™ Regal Beloit America, Inc.	
DESCRIPTION OUTLINE 320T FR. - TEFC - CAST IRON - STEEL C'BOX	
MATERIAL	PROCESS/FINISH
SIZE B	DRAWING NUMBER SS28289
SHEET 1 OF 1	

1150	324T	28.88 [733.48]	13.75 [349.25]	---	10.50 [266.70]	5.25 [133.35]
1300	324/326T	30.38 [771.58]	13.75 [349.25]	10.50 [266.70]	12.00 [304.80]	6.00 [152.40]
1450	326T	31.88 [809.68]	15.00 [381.00]	12.00 [304.80]	---	6.75 [171.45]
DASH	FRAME	C	B	2F	2FF	BS

EE7308

THREE PHASE
DUAL VOLTAGE MOTOR



VIEW OF TERMINAL END

REF.
WINDING DIAGRAM

T8Y, T2Y, T2BL, T4BX, T2EC, T2G
T6BZ, T2B, T6BL, T4AV, T6B, T4B

OPTIONAL CORD
CONNECTION

L1 — WHITE
L2 — RED
L3 — BLACK

NO.	REVISION	BY & DATE	CHK	ANG	TOLERANCES UNLESS SPECIFIED		FINISH	DRAWN RM 11/20/1990				
					DEC.	INCHES						
5	CHG TO REGAL LOGO	SL 09/10/2015	AB					CHK ML 11/21/1990				
4	REVISED IEC NOTATIONS	MSG 11/15/2011	CMN	.X	±.1			APPD SAS 04/24/2003				
3	ADDED IEC NOTATIONS... (U1), (V1) ETC. MU95194	MSG 5/10/2010	MJS	.XX	±.02		TITLE CONNECTION DIAGRAM	SCALE 1=1				
2	ADDED THE OPTIONAL CORD CONNECTION MU46318	RDH 04/24/2003	DRS	.XXX	±.005		3Ø - DUAL VOLTAGE MOTOR	REF				
1	REDRAWN	RM 11/20/1990		.XXXX	±.0005		MAT'L.	FMF				
					±7'30"			PREV				
THIS DRAWING IN DESIGN AND DETAIL IS OUR PROPERTY AND MUST NOT BE USED EXCEPT IN CONNECTION WITH OUR WORK ALL RIGHTS OF DESIGN AND INVENTION ARE RESERVED THIS IS AN ELECTRONICALLY GENERATED DOCUMENT - DO NOT SCALE THIS PRINT							RFP	CAD FILE ee7308	SIZE A	DRAWING NO. EE7308	PAGE OF 5	REV. 5
							DIST WP					



Regal Beloit America, Inc.



P.O. BOX 8003
WAUSAU, WI 54401-8003
PH. 715-675-3311

DATA VOLTS: 460

CERTIFICATION DATA SHEET

CUSTOMER: _____ CUSTOMER P.O. #: _____
 ORDER #: _____ REFERENCE MODEL #: 326TTFS16102
 CONN. DIAGRAM: A-EE7308 CAT #: L417B
 OUTLINE: B-SS28289-1300 CUSTOMER PART #: _____
 WINDING: 326836 NONE 3 MOUNTING: F1/F2 CAPABLE
 SPEED: _____

TYPICAL MOTOR PERFORMANCE DATA

HP	KW	SYNC RPM	FL RPM	FRAME	ENCLOSURE	TYPE	KVA CODE	DESIGN
25	18.7	900	882	326T	TEFC	TFN	G	B

PH	HZ	VOLTS	AMPS	START TYPE	DUTY	INSL	S.F.	AMB	ELEV.
3	60/50	230/460#190/380	73/36.5&73/36.5	ACROSS THE LINE	CONT	F	1.15	40	3300

F.L. EFF	90.2	3/4 LD EFF	90.2	1/2 LD EFF	88.5	GTD EFF	89.5	ELECT. TYPE	SQ CAGE IND RUN
F.L. PF	70.0	3/4 LD PF	63.0	1/2 LD PF	51.0				

F.L. TORQUE	LR AMPS @ 460 V	L.R. TORQUE	B.D. TORQUE	F.L. RISE (°C)
149 LB-FT	182	245 LB-FT 164%	340 LB-FT 228%	60

@ 3 FT.	POWER	ROTOR WK ²	MAX. LOAD WK ²	SAFE STALL TIME	STARTS/HOUR	MOTOR WGT
62 dBA	71 dBA	10.2 LB-FT ²	0 LB-FT ²	20 SEC.	0	800 LB.

*** SUPPLEMENTAL INFORMATION ***

DE BRACKET TYPE	ODE BRACKET TYPE	MOUNT TYPE	MOTOR ORIENTATION	SEVERE DUTY	HAZARDOUS LOCATION	DRIP COVER	SCREENS	PAINT
STANDARD	STANDARD	RIGID	HORIZONTAL	NO	NONE	NO	NONE	BLUE (ENAMEL)

BEARINGS		GREASE	SHAFT TYPE	SPECIAL DE	SPECIAL ODE	SHAFT MATERIAL	FRAME MATERIAL
DE	ODE	POLYREX EM	T	NONE	NONE	1045 HOT ROLLED (C-204)	CAST IRON
BALL	BALL						
6312	6311						

THERMOSTATS	PROTECTORS	WDG RTD's	BRG RTD's	THERMISTORS	CONTROL	SPACE HEATERS
NONE	NOT	NONE	NONE	NONE	FALSE	NA

R1 (ohms/ph)	R2 (ohms/ph)	X1 (ohms/ph)	X2 (ohms/ph)	Xm (ohms/ph)	VIBRATION (in/sec)	FLOAT
0.192	0.158	1.017	0.836	11.583	0.150	ODE

NOTES	_____	INVERTER TORQUE: NONE INV. HP SPEED RANGE: NONE ENCODER: NONE NONE NONE NONE PPR

PREPARED BY: FAREEDA DUDEKULA DATE: 9/11/2018	BRAKE: NONE NONE NONE FT-LB: NA VOLTAGE: NONE HZ:
FORM: 3531 REV_4 2/27/06	UL: V-INS, CONST UL REC

Data Sheet

Date: 12/3/2018
 Customer: _____
 Attention: _____
 Submitted by: FAREEDA DUDEKULA



326TTFS16102

Submittal

Data @ 460 V

Motor Load Data

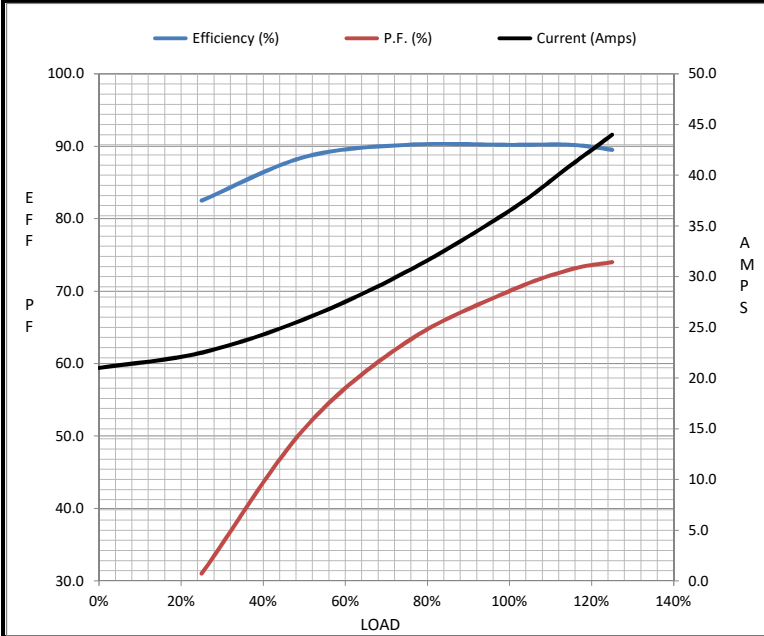
Load	0%	25%	50%	75%	100%	115%	125%	LR
Current (Amps)	21.0	22.5	25.8	30.5	36.5	41.0	44.0	182
Torque (ft-lb)	0.00	37.0	74.0	111	149	172	188	245
RPM	900	895	892	885	882	880	875	0
Efficiency (%)		82.5	88.5	90.2	90.2	90.2	89.5	
P.F. (%)	5.5	31.0	51.0	63.0	70.0	73.0	74.0	34.0

Motor Speed Data

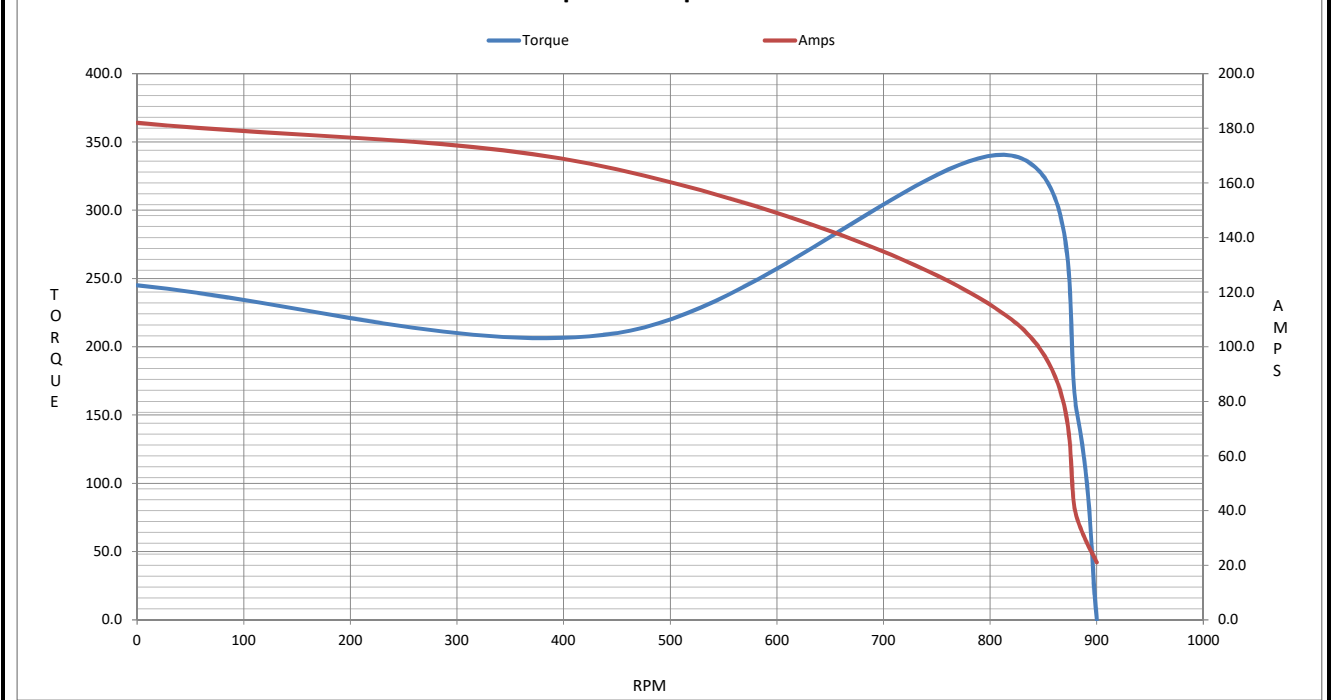
	LR	Pull-Up	BD	Rated	Idle
Speed (RPM)	0	450	820	882	900
Current (Amps)	182	165	110	36.5	21.0
Torque (ft-lb)	245	210	340	149	0.00

Information Block

HP	25.0			
Sync. RPM	900			
Frame	326			
Enclosure	TEFC			
Construction	TFS			
Voltage	230/460#190/380 V			
Frequency	60 Hz			
Design	B			
LR Code letter	G			
Service Factor	1.15			
Temp Rise @ FL	60 °C			
Duty	CONT			
Ambient	40 °C			
Elevation	1,000 feet			
Rotor/Shaft wk ²	10.2 Lb-Ft ²			
Ref Wdg	326836 NONE			
Sound Pressure @ 1M	62 dBA			
VFD Rating	NONE			
Outline Dwg	B-SS28289-1300			
Conn. Diag	A-EE7308			
Additional Specifications:				
0				
0				
EQUIV CKT (OHMS / PHASE)				
R1	R2	X1	X2	Xm
0.1920	0.1580	1.0170	0.8360	11.5830



Speed - Torque Curve



EC Declaration of Conformity

The undersigned representing
the manufacturer:

Regal Beloit America
100 East Randolph St.
Wausau, WI 54401

and the authorized representative
established within the Community:

Marathon Electric UK
6F Thistleton Road Ind. Estate
Market Overton
Oakham, Rutland LE15 7PP UK

are committed to providing customers with products that comply with applicable regulations and international protocols to which they are subject, including the requirements of the European Parliament Directive on the Harmonization of the laws relating to electrical equipment designed for use within certain voltage limits (2014/35/EU).

Regal Beloit America declares that the following product(s), to which this declaration relates, are in conformity with the relevant sections of the EC standards listed below.

This statement supersedes any statements previously issued pertaining to the product(s) listed below and is subject to change without notice.

Model No : 326TTFS16102

(Model No. may contain prefix and/or suffix characters)

Catalog No : L417B

Rework No : N/A

Directives :

Low Voltage Directive 2014/35/EU

Harmonized Standards Used :

EN 60034-1: 2010 (IEC 60034-1: 2010)

EN 60034-5: 2001/A1:2007 (IEC 60034-5: 2000/A1:2006)

Authorized Representative:



Michael A. Logsdon
Vice President, Technology

Authorized Representative in the Community:



Julian Clark
Marketing Engineer

Created on 08/16/2022

CE 22